



2023



**COLUMBUS, GEORGIA CONSOLIDATED GOVERNMENT**  
**FISCAL YEAR 2023**  
**ADOPTED OPERATING BUDGET**



*THIS DOCUMENT IS NOT INTENDED FOR USE IN LIEU OF THE ANNUAL COMPREHENSIVE FINANCIAL REPORT, THE ANNUAL BUDGET ORDINANCES LEGISLATIVELY ADOPTED BY COUNCIL, OR ANY OTHER OFFICIAL OR LEGAL DOCUMENT THAT MAY EVIDENCE THE ANNUAL OPERATING BUDGET OF COLUMBUS CONSOLIDATED GOVERNMENT.*

Columbus Consolidated Government has made every effort to ensure the accuracy and timeliness of the data included in this Operating Budget. However, this Operating Budget document has been internally prepared by the Financial Planning Department using data available from CCG financial systems and other sources. The data contained herein has neither been subjected to external audit nor the rigorous testing that would typically accompany such an audit, and therefore use of or reference to any information contained in this Operating Budget, or any of its accompanying documents, should be for **discussion purposes only**.

This Operating Budget documents the appropriation of the FY2023 Operating Budget that was adopted by legislative action by the Columbus Council, which enacted Ordinance(s) on *June 21, 2022*. While the Financial Planning Department is involved in the documentation of the Operating Budget, authority to legislatively appropriate funding for all departments, enterprise funds, agency affiliations, and/or component units of CCG rests solely with Columbus Council.

For information regarding CCG that has been audited, please refer to the ***Annual Comprehensive Financial Report (ACFR)***. For information regarding legislatively adopted funding, please refer to the Ordinances adopted by Columbus Council on *June 21, 2022*.



# TABLE OF CONTENTS

	PAGE
Table of Contents .....	3
Mayor & Council .....	16
Budget Award .....	17
Citywide Organizational Chart .....	18
 <b>INTRODUCTION: OVERVIEW</b>	
Mayor’s Letter .....	20
City Manager’s Letter .....	32
Welcome to Columbus .....	46
Columbus Profile .....	47
Impacts to the Budget .....	54
Columbus Business Profile .....	57
Strategic Planning Process .....	59
Vision Columbus .....	60
Quick Links Guide .....	61
Document Notes .....	62
 <b>SECTION A: BUDGETARY POLICY</b>	
Policies and Procedures .....	65
 <b>SECTION B: FINANCIAL SUMMARIES</b>	
Big Picture Summary .....	75
Capital Improvements Projects .....	79
Financial Summary: Operating Funds .....	81
Financial Summary: Revenues .....	85
Financial Summary: Expenditures .....	89
Summary of Revenues, Expenditures and Changes in Fund Balance .....	96
Department Fund Relationship .....	98
<b>GENERAL FUND</b> .....	<b>100</b>
Budget by Revenue Source .....	101
Budget by Expenditure Category .....	108
<b>OLOST - PUBLIC SAFETY FUND</b> .....	<b>113</b>
Budget by Revenue Source .....	114
Budget by Expenditure Category .....	115
<b>OLOST - INFRASTRUCTURE FUND</b> .....	<b>114</b>
Budget by Revenue Source .....	114
Budget by Expenditure Category .....	117
<b>STORMWATER FUND</b> .....	<b>118</b>
Budget by Revenue Source .....	119
Budget by Expenditure Category .....	120
<b>PAVING FUND</b> .....	<b>121</b>
Budget by Revenue Source .....	122
Budget by Expenditure Category .....	123
<b>INDIGENT CARE FUND</b> .....	<b>124</b>
Budget by Revenue Source .....	125
Budget by Expenditure Category .....	125

## TABLE OF CONTENTS

	PAGE
<b>INTEGRATED WASTE MANAGEMENT FUND</b>	<b>126</b>
Budget by Revenue Source.....	127
Budget by Expenditure Category.....	128
<b>EMERGENCY TELEPHONE FUND</b>	<b>129</b>
Budget by Revenue Source.....	130
Budget by Expenditure Category.....	130
<b>COMMUNITY DEVELOPMENT BLOCK GRANT FUND</b>	<b>131</b>
Budget by Revenue Source.....	132
Budget by Expenditure Category.....	132
<b>WORKFORCE INNOVATION &amp; OPPORTUNITY ACT FUND</b>	<b>133</b>
Budget by Revenue Source.....	134
Budget by Expenditure Category.....	134
<b>ECONOMIC DEVELOPMENT – DEVELOPMENT AUTHORITY FUND</b>	<b>135</b>
Budget by Revenue Source.....	136
Budget by Expenditure Category.....	136
<b>DEBT SERVICE FUND</b>	<b>137</b>
Budget by Revenue Source.....	138
Budget by Expenditure Category.....	139
<b>TRANSPORTATION FUND</b>	<b>140</b>
Budget by Revenue Source.....	141
Budget by Expenditure Category.....	143
<b>COLUMBUS IRON WORKS TRADE CENTER FUND</b>	<b>144</b>
Budget by Revenue Source.....	145
Budget by Expenditure Category.....	146
<b>BULL CREEK GOLF COURSE FUND</b>	<b>147</b>
Budget by Revenue Source.....	148
Budget by Expenditure Category.....	148
<b>OXBOW CREEK GOLF COURSE FUND</b>	<b>149</b>
Budget by Revenue Source.....	150
Budget by Expenditure Category.....	150
<b>CIVIC CENTER FUND</b>	<b>151</b>
Budget by Revenue Source.....	152
Budget by Expenditure Category.....	153
<b>EMPLOYEE HEALTH INSURANCE FUND</b>	<b>154</b>
Budget by Revenue Source.....	155
Budget by Expenditure Category.....	155
<b>RISK MANAGEMENT FUND</b>	<b>156</b>
Budget by Revenue Source.....	157
Budget by Expenditure Category.....	157
 <b>SECTION C: PERSONNEL</b>	
Personnel.....	159
 <b>SECTION D: OPERATING BUDGETS BY FUND AND DEPARTMENT</b>	
 <b>GENERAL FUND</b>	 <b>173</b>
<b>Legislative</b>	<b>174</b>
City Council.....	175
Clerk of Council.....	176



## TABLE OF CONTENTS

---

	PAGE
<b>Executive</b>	<b>177</b>
Mayor's Office.....	179
Internal Auditor.....	180
<b>Legal</b>	<b>181</b>
City Attorney.....	182
<b>Chief Administrator</b>	<b>183</b>
City Manager Administration.....	185
Mail Room.....	186
Print Shop.....	186
Public Information Agency.....	187
Citizen's Service Center.....	187
<b>Finance</b>	<b>188</b>
Finance Director.....	191
Accounting.....	191
Occupation Tax/Collections.....	193
Financial Planning Division.....	194
Purchasing Division.....	195
Cash Management.....	196
<b>Information Technology</b>	<b>197</b>
Administration.....	199
<b>Human Resources</b>	<b>200</b>
Administration.....	202
Employee Benefits.....	203
<b>Community Development</b>	<b>204</b>
Inspections and Code.....	206
Special Enforcement.....	207
<b>Planning</b>	<b>208</b>
Planning.....	209
<b>Community Reinvestment</b>	<b>210</b>
Real Estate.....	211
<b>Engineering</b>	<b>212</b>
Traffic Engineering.....	214
<b>Public Works</b>	<b>216</b>
Administrator.....	220
Fleet Management.....	220
Special Enforcement.....	221
Cemeteries.....	222
Facilities Maintenance.....	223
Other Maintenance and Repairs.....	223
<b>Parks and Recreation</b>	<b>224</b>
Parks & Recreation.....	228
Park Services.....	229
Recreation Services.....	230
Golden Park.....	231
Memorial Stadium.....	231
Athletics.....	232
Community School Operations.....	233
Cooper Creek Tennis Center.....	234
Lake Oliver Marina.....	235
Aquatics.....	235
Therapeutic.....	236
Pottery Shop / Cultural Arts Center.....	237
Senior Citizens Center.....	238

## TABLE OF CONTENTS

	PAGE
<b>Cooperative Extension Service</b>	<b>240</b>
Cooperative Extension Service .....	241
<b>Tax Assessor</b>	<b>242</b>
Tax Assessor .....	243
<b>Elections and Registrations</b>	<b>245</b>
Elections and Registrations .....	247
<b>Police</b>	<b>248</b>
Chief of Police .....	252
Vice/Intelligence .....	253
Support Services .....	254
Field Operations .....	256
Office of Professional Standards .....	258
Metro Drug Task Force .....	259
Police Special Operations Account .....	259
Administrative Services .....	260
CPD Training .....	261
Motor Transport .....	262
Investigative Services .....	263
<b>Fire/EMS</b>	<b>264</b>
Chief of Fire & EMS .....	266
Fire/EMS Operations .....	266
Fire/EMS Special Operations .....	269
Fire/EMS Admin Services .....	270
Emergency Management .....	272
Logistics and Support .....	273
<b>MCP</b>	<b>274</b>
Muscogee County Prison .....	276
<b>Homeland Security</b>	<b>278</b>
Homeland Security .....	279
<b>Superior Court</b>	<b>280</b>
Chief Judge - Superior Court .....	283
District Attorney .....	283
Juvenile Court .....	285
Juvenile Court Clerk .....	285
Jury Manager .....	285
Victim/Witness Assistance Program .....	286
Clerk of Superior Court .....	287
Board of Equalization .....	287
<b>State Court</b>	<b>288</b>
State Court Judges .....	289
State Court Solicitor .....	289
<b>Public Defender</b>	<b>291</b>
Public Defender .....	292
<b>Municipal Court</b>	<b>293</b>
Municipal Court Judge .....	295
Clerk of Municipal Court .....	295
Marshal .....	296
<b>Probate Court</b>	<b>297</b>
Judge of Probate .....	299
<b>Sheriff</b>	<b>300</b>
Administration .....	303
Civil/Criminal Warrants .....	303
Training .....	303
Budget and Planning .....	304

## TABLE OF CONTENTS

	PAGE
Human Resources.....	304
Office of Professional Standards.....	304
Pre-Trial Program.....	305
Operations.....	305
Sex Offender Registry.....	306
Jail.....	306
Medical Services.....	306
Motor Transport.....	307
<b>Tax Commissioner</b> .....	<b>308</b>
Tax Commissioner.....	310
<b>Coroner</b> .....	<b>311</b>
Coroner.....	313
<b>Recorder's Court</b> .....	<b>315</b>
Recorder's Court.....	317
<b>Non-Departmental</b> .....	<b>318</b>
Agency Appropriations.....	319
General Fund Contingency.....	319
Non-Categorical Expenditures.....	319
Inter-Fund Transfers.....	320
<b>Parking Management</b> .....	<b>321</b>
Parking Management.....	323
 <b>LOST - PUBLIC SAFETY</b>	 <b>326</b>
LOST - Public Safety/Executive.....	327
LOST - Public Safety/Public Works.....	329
LOST - Public Safety/Parks & Recreation.....	330
LOST - Public Safety/Police.....	331
LOST - Public Safety/Fire & EMS.....	332
LOST - Public Safety/MCP.....	333
LOST - Public Safety/District Attorney.....	334
LOST - Public Safety/Clerk of Superior Court.....	335
LOST - Public Safety/State Court.....	336
LOST - Public Safety/Public Defender.....	337
LOST - Public Safety/Marshal.....	338
LOST - Public Safety/Clerk of Municipal Court.....	339
LOST - Public Safety/Probate Court.....	340
LOST - Public Safety/Sheriff.....	341
LOST - Public Safety/Coroner.....	343
LOST - Public Safety/Recorder's Court.....	344
LOST - Public Safety/Non-Departmental.....	345
LOST - Public Safety/Transportation.....	346
 <b>LOST FUND: INFRASTRUCTURE</b>	 <b>353</b>
LOST - Infrastructure/Information Technology.....	354
LOST - Infrastructure/Engineering.....	355
LOST - Infrastructure/Public Works.....	356
LOST - Infrastructure/Non-Departmental.....	357
 <b>STORMWATER FUND</b>	 <b>358</b>
Drainage.....	361
Stormwater.....	362



## TABLE OF CONTENTS

	PAGE
Stormwater Maintenance .....	363
Other Maintenance and Repairs .....	364
Contingency .....	364
Non-Categorical .....	364
Interfund Transfers .....	364
<b>PAVING FUND</b>	<b>366</b>
Highways and Roads .....	370
Repairs & Maintenance .....	371
Right of Way Maintenance .....	372
Community Service - ROW Maintenance .....	373
Other Maintenance and Repairs .....	374
Contingency .....	374
Non-Categorical .....	374
Interfund Transfers .....	374
<b>INDIGENT CARE FUND</b>	<b>375</b>
<b>INTEGRATED WASTE MANAGEMENT FUND</b>	<b>377</b>
Solid Waste Collection .....	381
Recycling Operations .....	381
Granite Bluff Inert Disposal Site .....	382
Oxbow Meadow Inert Disposal Site .....	382
Pine Grove Landfill .....	383
Recycling Sustainability Center .....	384
Other Maintenance and Repairs .....	385
Refuse Collections .....	385
Contingency .....	385
Non-Categorical .....	385
Interfund Transfers .....	385
<b>EMERGENCY TELEPHONE FUND</b>	<b>386</b>
E911 .....	389
Non-Departmental Contingency .....	389
Non-Categorical .....	389
<b>COMMUNITY DEVELOPMENT BLOCK GRANT FUND</b>	<b>390</b>
CDBG Administration .....	393
<b>WORKFORCE INNOVATION &amp; OPPORTUNITY ACT FUND</b>	<b>394</b>
WIOA Administration .....	397
Adult & Dislocated Workers .....	397
Youth .....	397
<b>ECONOMIC DEVELOPMENT - DEVELOPMENT AUTHORITY FUND</b>	<b>399</b>
Agency Appropriations .....	401
Contingency .....	401

## TABLE OF CONTENTS

	PAGE
Non-Categorical.....	401
<b>DEBT SERVICE FUND</b>	<b>402</b>
Overview and Debt Financing Principles.....	404
Columbus Building Authority Contractual Debt.....	405
Debt Service Schedule .....	406
<b>TRANSPORTATION FUND</b>	<b>408</b>
METRA Administration.....	412
METRA Operations .....	412
METRA Maintenance.....	413
Dial-A-Ride .....	413
Capital - FTA (5307).....	414
Planning - FTA (5303).....	415
Maintenance and Repairs.....	416
Non-Categorical.....	416
Interfund Transfers .....	416
<b>COLUMBUS IRON WORKS TRADE CENTER FUND</b>	<b>417</b>
Trade Center Administration.....	420
Trade Center Sales .....	421
Trade Center Operations.....	422
Building Maintenance.....	423
<b>BULL CREEK GOLF COURSE FUND</b>	<b>425</b>
Bull Creek Golf Course Maintenance.....	428
Bull Creek Golf Course Operations.....	428
Contingency.....	428
Non-Categorical.....	429
<b>OXBOW CREEK GOLF COURSE FUND</b>	<b>429</b>
Pro Shop.....	432
Maintenance.....	432
Non-Categorical.....	432
Debt Service .....	432
<b>CIVIC CENTER FUND</b>	<b>433</b>
Civic Center Operations.....	436
Football .....	438
Ice Rink.....	438
Other Events .....	439
Other Maintenance and Repairs.....	439
Non-Categorical.....	439

## TABLE OF CONTENTS

	PAGE
<b>EMPLOYEE HEALTH INSURANCE FUND</b>	<b>440</b>
<b>RISK MANAGEMENT FUND</b>	<b>442</b>
Workers Compensation .....	445
Risk Management .....	445
Contingency .....	445
<b>SECTION E: APPENDICES</b>	<b>446</b>
Glossary .....	447
Acronyms .....	454
FY23 Capital Outlay .....	455
Position Classification .....	460
Payscale Pension .....	479
Payscale Non-Pension .....	480
<b>CAPITAL IMPROVEMENTS PROGRAM</b>	
Introduction .....	484
<b>All Projects</b>	<b>473</b>
FY23 Financing Method .....	488
FY23 Project Costs .....	489
<b>Management Summary</b>	<b>493</b>
FY23 Financing Method .....	493
FY23 Project Costs .....	494
Bull Creek Golf Course .....	496
2009 LOST: Facilities Maintenance .....	497
Tree Preservation and Replacement .....	498
Property Acquisition .....	499
Need for Land (Ft. Benning) Improvements .....	500
Enterprise Zone .....	501
Liberty District Redevelopment .....	502
Health and Pension Reporting .....	503
LOST Information Technology .....	504
Government Center Elevators .....	505
FEMA-GEMA Lindsey .....	506
FEMA-GEMA Riverwalk .....	507
FEMA-GEMA Bradley Circle .....	508
Energov Upgrade .....	509
New Gas Pumps and Generators .....	510
Bull Creek Golf Course Club House .....	511
Government Center Uninterruptible .....	512



## TABLE OF CONTENTS

	PAGE
Government Center Flooding Repairs .....	513
Barngrover Cathryn Drive .....	514
Cooling Tower Government Center Repairs .....	515
311 Constituent Management System .....	516
GA Ports Authority Remediation .....	517
Health Department Repairs .....	518
Annex Generator Replacement .....	519
Recycling Center Repairs .....	520
Water Heater Replacement .....	521
City Fiber Upgrade .....	522
Eagle Recorder Cloud Implementation .....	523
GIS System Aerial Imagery Upgrade .....	524
Synovus Building Purchase .....	525
Synovus Building Renovations .....	526
New Courthouse/Judicial Center .....	527
Public Works Building Improvements .....	528
Front Avenue Garage Wall Repair .....	529
Fuel Pump Improvements .....	530
Heavy Equipment/Vehicles – Public Works .....	531
Heavy Equipment/Vehicles – Parks and Recreation .....	532
Information Technology Enhancements .....	533
Civic Center Improvements .....	534
Economic Development NFL .....	535
Mandatory R-22 A/C Replacement .....	536
<b>Parks and Recreation Summary</b> .....	<b>538</b>
FY23 Financing Method .....	538
FY23 Project Costs .....	539
Cooper Creek Tennis Center Pickleball Courts .....	541
Gallops Center A/C Replacement .....	542
Memorial Stadium Void Repair .....	543
Aquatic Center Lighting Repair .....	544
Natatorium Improvements .....	545
Pool/Splash Pad Shirley Winston .....	546
Pool/Splash Pad Psalmound Road .....	547
Pool/Splash Rigdon Park .....	548
Mini Splash Pad Carver Park .....	549
Mini Splash Pad CSC .....	550
Bull Creek Clubhouse Replacement .....	551
Oxbow Creek Clubhouse Renovation .....	552
Oxbow Creek Bridge .....	553
Fox Senior Center Rear Wall Repairs .....	554
Haygood Gym Roof Replacement .....	555
Carver Park Roof Replacement .....	556
<b>Public Safety Summary</b> .....	<b>558</b>
FY23 Financing Method .....	558
FY23 Project Costs .....	559
Court Management System .....	561
State Criminal Assistance .....	562
Ga Job TIPS .....	563
MCP Air Handler Replacement .....	564
Jail Water Heater Storage Tank Replacements .....	565

## TABLE OF CONTENTS

	PAGE
MCP Air Conditioner Replacement .....	566
Jail A/C Unit Replacements .....	567
MCP Hot Water Tank Replacement .....	568
Public Safety Building Renovations .....	569
CPD Informant Fund .....	570
Jail Shower Repairs .....	571
MCP Inmate Software Upgrade .....	572
Fire Station #1 Repairs .....	573
Dataworks System Migration .....	574
Jail Pipe Replacement .....	575
Fire Station #5 Replacement .....	576
River Road Tower .....	577
Police Vehicles/Equipment .....	578
Fire-EMS Vehicles/Equipment .....	579
Sheriff Vehicles/Equipment .....	580
<b>Drainage Summary</b> .....	<b>582</b>
FY23 Financing Method .....	582
FY23 Project Costs .....	583
Sewer Fund Contingency .....	585
19th St Flood Abatement .....	586
Cherokee Retaining Wall .....	587
LOST Stormwater .....	588
Fleet Management/EPA .....	589
Bay Avenue Sewer Replace .....	590
Pipe Rehabilitation .....	591
Talbotton Rd Stormwater .....	592
Psalmnd Rd Sewer System .....	593
Lockwood Storm Sewer Upgrade .....	594
Calumet Drive Culvert Repair .....	595
North Precinct Sewer .....	596
CCG Owned Lift Stations .....	597
Light Pole 88 Riverbank Slope Repair .....	598
Warm Spring Culvert .....	599
Rock Island Pipe Replacement .....	600
<b>Transportation Summary</b> .....	<b>601</b>
FY23 Financing Method .....	601
FY23 Project Costs .....	602
Brown Avenue Bridge .....	605
Decatur Street Bridge .....	606
Forrest Road Bridges .....	607
Melrose Bridge and Crossings .....	608
Reese Rd Bridge at Cooper Creek .....	609
Bridge Studies (Various) .....	610
Corridor Studies (Various) .....	611
Gidden Road Alignment .....	612
Ft Benning Rd Streetscapes .....	613
Railroad Improvements .....	614
Wynnton Road Streetscape .....	615
Trade Center Parking Garage .....	616

## TABLE OF CONTENTS

	PAGE
Follow Me Trail Bridge.....	617
2009 LOST Roads Resurfacing/Rehabilitation.....	618
Steam Mill Rd Sidewalk.....	619
Park ADA Upgrades.....	620
Cusseta Road/Old Cusseta Rd.....	621
Cooper Creek ADA.....	622
Forrest Rd: Macon to Schatulga.....	623
Ft Benning Rd @ Brennan Rd.....	624
Martin Luther King Blvd.....	625
Moon Road (Phase I).....	626
Northstar St Mary's Rd.....	627
River Rd/Bradley Park/JR Allen Ramp.....	628
Sidewalk and Brick Paver.....	629
South Lumpkin Road.....	630
Veterans Double Churches.....	631
Whitesville Double Churches Rd.....	632
Resurfacing/Rehabilitation.....	633
ATMS Signals.....	634
Fiber Optic Interconnect.....	635
LED Signal Heads.....	636
Traffic Calming.....	637
Rails to Trails Maintenance.....	638
Walking Trails/Trolley System.....	639
FY17 LMIG Victory Dr/30th Ave Signal.....	640
FY17 LMIG Ada Ave/Wynnton Rd Signal.....	641
FY17 LMIG Fortson Rd/Williams Rd Rdt.....	642
Mott's Green.....	643
2nd Ave/18th St GDOT Grant.....	644
Riverwalk City Mills Parking.....	645
Riverwalk Westville Parking.....	646
Dept of Driver Services Parking Lot.....	647
William Road Phase 1.....	648
Bull Creek Golf Course Parking Lot.....	649
River Road Roundabout.....	650
FY18 LMIG Forrest Road Phase I.....	651
FY18 LMIG Ft. Benning & Brennan Rd.....	652
Morris Road Bridge Repair.....	653
Multimodal GDOT Grant-Spur 22.....	654
FY17 LMIG Safety Act. Plan-SZ.....	655
Riverwalk Bibb Mill.....	656
Riverwalk City Mills.....	657
FY19 LMIG Ft. Benning Rd. Rdbt & Stscapes.....	658
Pavement Management.....	659
6th Avenue Traffic.....	660
Front Avenue Reconnection.....	661
Infantry Road and Trail.....	662
Broadway Rehabilitation.....	663
Traffic Signalization.....	664
Wynnton Road Wall Repair.....	665
Old Double Churches Road.....	666
FY22 LMIG Buena Vista Rd. Spiderweb Improvements.....	667
2021 SPLOST Resurfacing/Road Improvements.....	668



## TABLE OF CONTENTS

	PAGE
<b>TSPLOST Transportation Summary</b>	<b>669</b>
Chattahoochee Riverwalk (TSPL)	671
So. Lumpkin Rd Multiuse Facility	672
US Hwy 27/Custer Rd Interchange	673
Buena Vista Road Improvements	674
I-185/Cusseta Road Interchange	675
Intercity Express Bus Park n Ride	676
Boxwood Blvd Bridge	677
Victory Drive Improvements	678
Resurfacing	679
Psalmnd Road Signal	680
Linwood/6th Avenue Bridge	681
Benning Drive Bridge	682
Double Churches Park Parking	683
Traffic Calming	684
Reese Rd Bridge at Cooper Creek	685
Claradon Bridge	686
MLK Trail	687
Infantry Rd and Trail	688
10 <sup>TH</sup> Street Plaza	689
Mott's Green	690
Flat Rock/Beaver Run Traffic Software	691
Sidewalks/ADA	692
Guardrails	693
Brown Ave/Cusseta Rd/Andrews Rd Roundabout	694
Cusseta Rd/23 <sup>rd</sup> Ave/N. Lumpkin Roundabout	695
Levy Road Cul-de-Sac	696
Morris Rd Bridge	697
Trail Extension (TBD)	698
River Road/JR Allen Signal	699
10 <sup>th</sup> Avenue/Victory Drive Signal	700
South Lumpkin Road Streetscapes	701
Warm Springs Culvert	702
Lake Oliver Marina Trail Connection	703
Lakebottom Trail Connection	704
TSPLOST Discretionary Funds	705
<b>Environmental Summary</b>	<b>706</b>
FY23 Financing Method	706
FY23 Project Costs	707
Oxbow Methane Monitoring Well #8	708
Greenhouse Gas	709
Pine Grove Landfill Closure	710
Wilson Camp/Satilla Closure	711
Pine Grove Operation Software	712
New Cell Construction	713
Recycling Sustainability Center	714
Oxbow Meadows Inert Landfill Closure	715

## TABLE OF CONTENTS

---

	PAGE
Schatulga Rd Landfill Well Replacements .....	716
Granite Bluff Revised Development Plan .....	717
Pine Grove Landfill Slope Design .....	718
<b>American Rescue Plan Act (ARPA)</b> .....	<b>721</b>
FY23 Financing Method .....	721
FY23 Project Costs .....	722
Automation of Garbage Collection Carts .....	724
Automation of Garbage Collection Trucks .....	725
Ambulances .....	726
Community Safeguard Cameras .....	727
Cure Violence Program .....	728
Small Business Grants .....	729
Non-Profit Grants .....	730
Economic Tourism Grants .....	731
Youth Enrichment & Development Programs .....	732
Revenue Recovery .....	733
Premium Pay – Public Safety .....	734
Premium Pay – General Government .....	735
Broadband Upgrades Phase I .....	736
Administrative Expenses .....	737
American Rescue Plan Act Projects .....	738
<b>Acknowledgements</b> .....	<b>740</b>

# Columbus Consolidated Government

## Mayor and Council

---

**B.H. "Skip" Henderson III**  
Mayor

**Jerry "Pops" Barnes**  
District 1

**Dr. John House**  
District 10/At-Large

**Judy Thomas**  
District 9/At-Large

**Glenn Davis**  
District 2

**R. Walker Garrett**  
District 8

**Bruce Huff**  
District 3

**Evelyn "Mimi" Woodson**  
District 7

**Gary Allen**  
Mayor Pro-Tem  
District 6

**Charmaine Crabb**  
District 5

**Toyia Tucker**  
District 4

---

**Isaiah Hugley**  
City Manager

**Lisa Goodwin**  
Deputy City Manager

**Pam Hodge**  
Deputy City Manager





GOVERNMENT FINANCE OFFICERS ASSOCIATION

*Distinguished  
Budget Presentation  
Award*

PRESENTED TO

**Columbus Consolidated Government**

**Georgia**

For the Fiscal Year Beginning

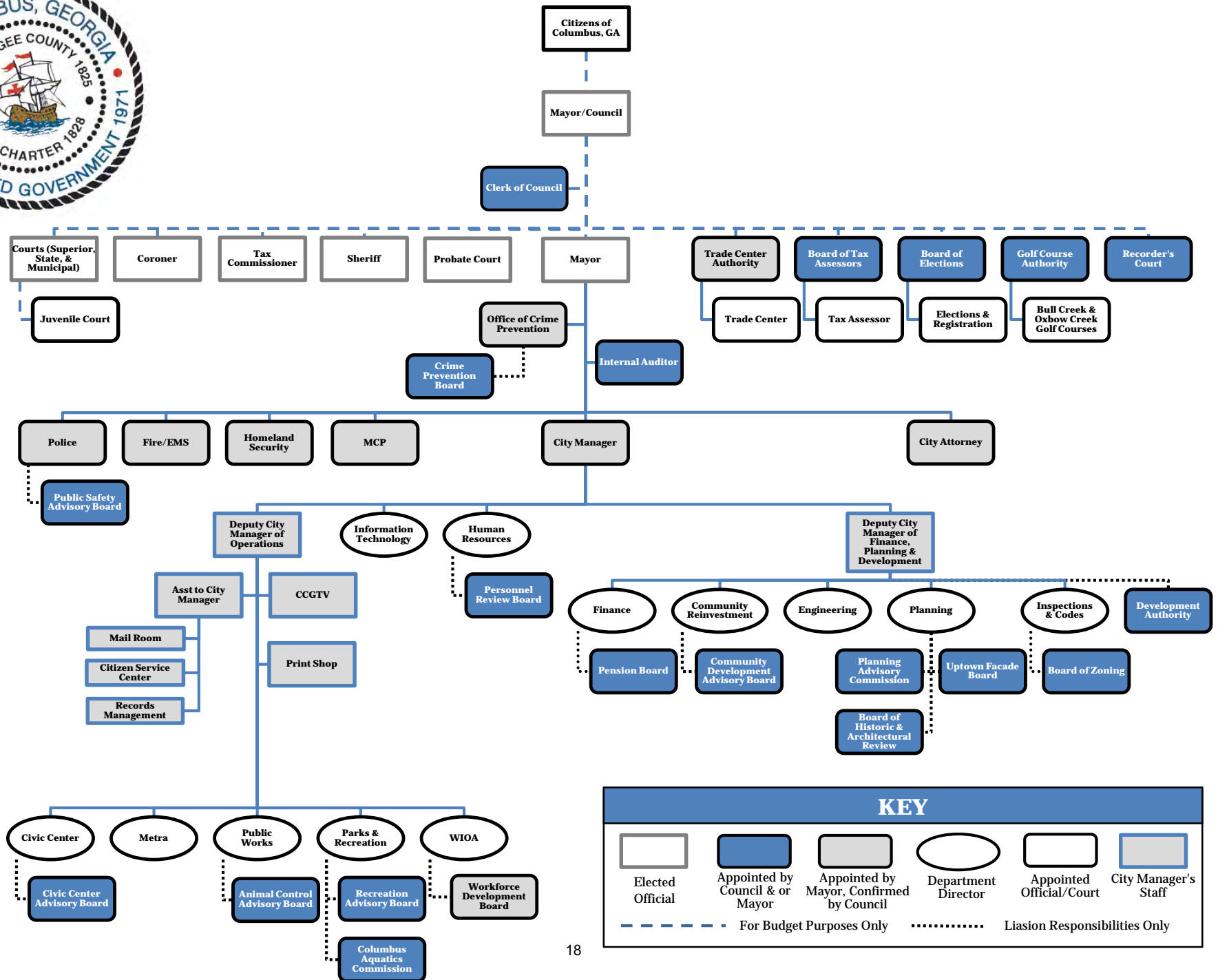
**July 01, 2021**

*Christopher P. Morrill*

Executive Director

The Government Finance Officers Association of the United States and Canada (GFOA) presented a Distinguished Budget Presentation Award to Columbus Consolidated Government, Georgia for its annual budget for the fiscal year beginning **July 1, 2021**. In order to receive this award, a governmental unit must publish a budget document that meets program criteria as a policy document, as an operations guide, as a financial plan, and as a communications device.

This award is valid for a period of one year only. We believe our current budget continues to conform to program requirements, and we are submitting it to GFOA to determine its eligibility for another award.





## **INCLUDED IN THIS SECTION:**

- Mayor's Letter
- City Manager's Letter
- Welcome to Columbus
- Columbus Profile
- Vision for Columbus

# COLUMBUS CONSOLIDATED GOVERNMENT

*Georgia's First Consolidated Government*

Post Office Box 1340  
Columbus, Georgia 31902-1340

Telephone (706) 225-4712  
Cell (706) 984-9012  
FAX (706) 653-4970

B. H. "SKIP" HENDERSON III  
Mayor

July 1, 2022

In RE: Fiscal Year 2023 Adopted Budget

Dear Citizens of Columbus, Georgia and Councilors:

## **I. Preamble**

Over the past two years, our community has courageously weathered the negative impacts of the COVID-19 pandemic. While we have seen a decline in the number of new COVID cases and positive impacts to the City's fiscal condition, we are still faced with some challenges that we must overcome. As crime and inflation increases across the nation, we recognize that Columbus is not untouched. That's why in support of ongoing recovery efforts, we allocated millions of federal relief dollars to provide aid to small businesses and non-profits, many of which, serve our most vulnerable residents. We invested millions of fiscal recovery funds and fund balance reserves to ensure that City employees were able to provide vital community services, such as road repair, trash pickup and public safety. We infused millions of dollars in community safeguard programs to help address the increases in crime throughout the city. It is because of these investments in our local economy, infrastructure, and workforce, we are better positioned to continue the momentum we started last year. In fact, if the last two years is any indication of this community's resiliency, we are confident that the future for Columbus is bright and poised for success.

## **II. Introduction**

Today we present to you the Fiscal Year (FY) 2023 Adopted Budget for review and examination. The Mayor's Adopted Budget message is provided pursuant to the Columbus Consolidated Government (CCG) Charter, including specifically §7-401, and Georgia statutory law, which provide that the elected Chief Executive of the local governing authority, here the mayor, is to engage in initial budgetary policy making.



This Adopted Budget is a balanced budget and includes an estimate of unencumbered fund balance, an estimate of cash revenues, anticipated expenditures by each department, office, board, commission and agency, approved capital outlays, data justification for expenditures and other such information that was necessary for Council’s deliberation.<sup>1</sup>

**III. FY2023 Budget Assumptions**

The FY2023 Adopted Budget is balanced with \$314,533,253 in revenues and expenses. This amount is up 6.06% from our FY2022 Adopted Budget of \$296,552,993.

Our FY2023 revenues are comprised of \$166,039,189 in General Fund revenue, which includes \$40,000,000 in Local Option Sales Tax (LOST) funds, \$40,000,000 in Other Local Option Sales Tax (OLOST) funds, and \$93,405,506 in all other operating fund revenue. The property tax digest reflected a slight increase in FY2022, and we are projecting another modest increase in the FY2023 property tax digest for real property.

We are hopeful that this Adopted Budget proactively prepares for any prolonged challenges that may lie ahead as we recover from the effects of the pandemic. Our recovery, both operationally and fiscally, will largely depend on the continued workforce and supply chain disruptions we have experienced over the past two years. However, we are optimistic that this Adopted Budget is a solid spending plan for the upcoming fiscal year as it remains in line with our strategic plans, priorities and initiatives. We will continue to monitor our budgetary performance and will provide updates and/or recommendations to Council if adjustments are warranted. Fortunately, some sources of revenue, particularly our sales tax revenue have remained consistent, and we hope it remains for the foreseeable future. While some revenue sources have yet to fully recover, we are also experiencing positive gains in our hotel-motel taxes. Transient occupancy rates are close to pre-pandemic levels which is a good indication of economic recovery for our tourism and hospitality industries. Other projected changes in General Fund revenues by category are laid out below:

<b>ANTICIPATED CHANGES IN FY2023 PROJECTED GENERAL FUND REVENUES</b>	
General Property/Title Ad Valorem Taxes	\$4,463,000
Sales Taxes	\$2,800,000
Insurance Premium Taxes	\$500,000
Transfers-In/Other Miscellaneous Revenues	(\$173,100)
Various User Fees/Charges for Services	(\$1,137,000)
Court Fines/Forfeitures	(\$1,550,000)
<b>TOTAL FY2023 REVENUE CHANGE</b>	<b>\$4,902,900</b>

Other assumptions that comprise this budget include:

- A 2% Cost of Living Adjustment (COLA) for all employees effective July 2022
- A 1% COLA for retirees effective July 2022

<sup>1</sup> This information was provided simultaneously herewith via a SharePoint website.



- Budgeted healthcare cost of \$6,200 per position
- No change in the total millage rate
- A 9 mill cap
- A 2% increase in the Property Tax Digest
- 98% Ad valorem collection rate
- A \$200,000 subsidy to the Bull Creek and Oxbow Meadows Golf Courses
- No subsidy to the Civic Center Fund
- No subsidy to the Integrated Waste Fund
- An Indigent Care Fund millage of 2.50 mills to provide service payments for inmates and indigent residents through June 30, 2023.
- A \$450,000 capital improvement allocation to further reduce blight throughout the community.
- No changes to discretionary agency appropriations
- A General Fund Reserve of \$54 million (95.98 days)
- Value of one reserve day \$570,310
- Value of one mill (Operating) \$4,874,473
- Value of one mill (Bond) \$5,245,419
- An Economic Development millage of 0.50 mill (\$2,388,492), including the Development Authority 0.25 mill and the 0.25 mill remaining with Council to be distributed for previously approved economic development projects, and for \$119,246 to be held in reserve for future economic development opportunities
- A Risk Management vehicle allocation of \$1,502/vehicle
- A Worker’s Compensation allocation of \$1,303/employee

With this budget, we remain above our 60-day minimum in our General Fund Reserve:

<b>GENERAL FUND RESERVE DAYS</b>							
	FY17	FY18	FY19	FY20	FY21	FY22 (est.)	FY23 (est.)
<b>GENERAL OPERATING FUND</b>	21.07	26.52	34.28	59.20	68.50	65.88	61.99
<b>OLOST FUNDS</b>	42.09	41.43	46.95	43.47	50.24	36.04	33.99
<b>TOTAL GENERAL FUND RESERVE DAYS</b>	63.16	67.84	81.23	102.67	118.74	101.92	95.98
<b>VALUE OF 1 DAY</b>	\$418,632	\$487,447	\$499,352	\$507,344	\$520,497	\$539,300	\$570,310

#### **IV. General Fiscal Policies and Adopted Changes**

##### **A. Employee Raise and Comprehensive Pay Reform**



This Adopted Budget includes a 2% Cost of Living Adjustment (COLA) for all classified employees effective July 2022. The cost to implement these pay adjustments is \$2,385,736.

Without a doubt, we needed a comprehensive review of the overall pay structure of this government. Realization of this need resulted in us hiring Evergreen Solutions as our Classification and Compensation Consultant to conduct a full assessment of our current pay and compensation plan. Though we have implemented pay reform for all public safety agencies in prior years, we have yet to systemically address pay reform for all CCG employees. Our current University of Georgia (UGA) pay plan was implemented in 2006 and it is considerably outdated. Unfortunately, after years of stagnant salaries, employee compensation isn't as competitive as we need it to be for recruitment and retention purposes. We often lose our best and most experienced employees to other agencies because they pay more. That is why this Adopted Budget includes \$10,000,000<sup>2</sup> to implement a new pay and compensation plan for all CCG employees. This is a large yet necessary investment in the City's most valuable resource, its employees. Without employees, we cannot adequately provide core city services. With time and effort, we are hopeful that implementation of this comprehensive pay study will address the revolving door, so to speak, and help us fill some critical vacancies in our government. Hopefully, comprehensive pay reform will also incentivize longevity and reduce pay compression by better aligning employee salaries with the current employment market.

### B. Budget Neutral and Non-Budget Neutral Employee Positions

Below is a chart of new or re-classified employee positions included in this Adopted Budget. These positions descriptions were reviewed and evaluated by Evergreen Solutions, our Classification and Compensation Consultant, and their recommendations are denoted below.

Dept/Office	Fund	Request	Position Description	Amount	Budget Impact
<b>City Manager</b>	General	New	Family Connection Director G20 (21% General Fund, 79% Grant Fund)	\$13,801	Net Increase of \$13,801
<b>City Manager</b>	General	Transfer-In	Keep Columbus Beautiful Executive Director G21	\$68,728	Net Increase of \$68,728
<b>City Manager</b>	General	New	Director of Community Affairs G23	\$82,383	Net Increase of \$82,383
<b>Information Technology</b>	General	Reclass	GIS Coordinator G21 to GIS Division Manager G23	\$11,297	Net Increase of \$11,297
<b>Human Resources</b>	General	New	2 Human Resources Specialists G16	\$105,386	Net Increase of \$105,386
<b>Planning</b>	General	Reclass	Planning Manager G22 to Assistant Planning Director G24	\$14,733	Net Increase of \$14,733
<b>Public Works</b>	General	New	Plumber I G13 eff January 2023	\$23,145	Net Increase of \$23,145

<sup>2</sup> \$10,000,000 of General Fund reserves will be used to implement a new pay and compensation plan. This is a one-time use of reserve funds that were previously set aside for this purpose. This amount will be sustained with anticipated revenue growth due to positive economic trends we've experienced in recent years.



<b>Public Works</b>	General	New	HVAC Technician I G13 eff January 2023	\$23,145	Net Increase of \$23,145
<b>Public Works</b>	General	New	3 Facilities Maintenance Workers I G11 eff January 2023	\$63,780	Net Increase of \$63,780
<b>Public Works</b>	General	New	Electrician I G13 eff January 2023	\$23,145	Net Increase of \$23,145
<b>Public Works</b>	General	New	Carpenter I G13 eff January 2023	\$23,145	Net Increase of \$23,145
<b>Public Works</b>	General	New	Custodial Supervisor G16 eff January 2023	\$26,346	Net Increase of \$26,346
<b>Public Works</b>	General	Reclass	Facilities Maintenance Worker I G11 to Carpenter I G13	\$3,771	Net Increase of \$3,771
<b>Parks &amp; Recreation</b>	General	New	PT Site Supervisor G4	\$18,125 Offset by Other Budget Reductions	Budget Neutral
<b>Parks &amp; Recreation</b>	General	New	2PT Activity Leaders G2	\$32,810 Offset by Other Budget Reductions	Budget Neutral
<b>Parks &amp; Recreation</b>	General	New	Recreation Specialist III G14	\$48,320 Offset by Other Budget Reductions	Budget Neutral
<b>Parks &amp; Recreation</b>	General	New	3 PT Recreation Center Leaders G2	\$63,049 Offset by Other Budget Reductions	Budget Neutral
<b>Parks &amp; Recreation</b>	General	Reclass	2 PT Administrative Clerks G9 to 1 FT Administrative Assistant G12	\$1,301 Offset by Other Budget Reductions	Budget Neutral
<b>Tax Assessor</b>	General	New	Personal Property Appraiser G14	\$48,320	Net Increase of \$48,320
<b>Police</b>	General	Reclass	Chief of Staff/Public Information Officer PS20 to Director of Community Affairs PS23	\$22,508	Net Increase of \$22,508
<b>Police</b>	General	New	Administrative Technician G12	\$44,259	Net Increase of \$44,259
<b>Police</b>	General	New	Criminal Records Technician G10	\$40,670	Net Increase of \$40,670
<b>Fire/EMS</b>	General	New	Fire Lieutenant PS18	\$61,100	Net Increase of \$61,100
<b>District Attorney</b>	General	New	Assistant District Attorney G23	\$92,960	Net Increase of \$92,960



<b>Superior Court Clerk</b>	General	New	Senior Deputy Clerk – Appeals G14	\$48,320	Net Increase of \$48,320
<b>Superior Court Clerk</b>	General	New	2 Deputy Clerk II – Appeals G12	\$88,719	Net Increase of \$88,719
<b>State Court Solicitor</b>	General	New	2 Deputy Clerk II G12	\$88,719	Net Increase of \$88,719
<b>Public Defender</b>	General	Pay Adjustment	Contract Public Defenders \$5,000 Pay Increase	\$103,173	Net Increase of \$103,173
<b>Municipal Court Judge</b>	General	Pay Adjustment	Associate Magistrate Judge Biweekly Supplement Increase from \$332.71 to \$675.75	\$9,601	Net Increase of \$9,601
<b>Sheriff</b>	General	Reclass	Administrative Coordinator G14 to Administrative Operations Manager G18	\$9,200 Offset by Position Deletions/ Reductions	Budget Neutral
<b>Sheriff</b>	General	Reclass	Lieutenant PS20 to Captain PS22	\$1,893 Offset by Position Deletions/ Reductions	Budget Neutral
<b>Sheriff</b>	General	Reclass	Investigator PS16 to Sergeant PS18	\$2,646 Offset by Position Deletions/ Reductions	Budget Neutral
<b>Sheriff</b>	General	New	2 Sheriff Cadet G10	\$81,540 Offset by Position Deletions/ Reductions	Budget Neutral
<b>Sheriff</b>	General	Reclass	12 Correctional Officer PS12 to 12 Deputy Clerk II G12	(\$31,951) Reduction	Budget Neutral
<b>Sheriff</b>	General	Reclass	Correctional Officer PS12 to Lieutenant PS20	\$19,779 Offset by Position Deletions/ Reductions	Budget Neutral
<b>Sheriff</b>	General	Delete	2 Deputy Sheriff PS14	(\$102,521) Reduction	Budget Neutral
<b>Sheriff</b>	General	Reclass	Deputy Clerk II G12 to Senior Deputy Clerk G14	\$3,961 Offset by Position Deletions/ Reductions	Budget Neutral
<b>Sheriff</b>	General	Reclass	12 Deputy Sheriff PS14 to 12 Correctional Officer PS12	(\$50,853)	Net Decrease of (\$50,853)

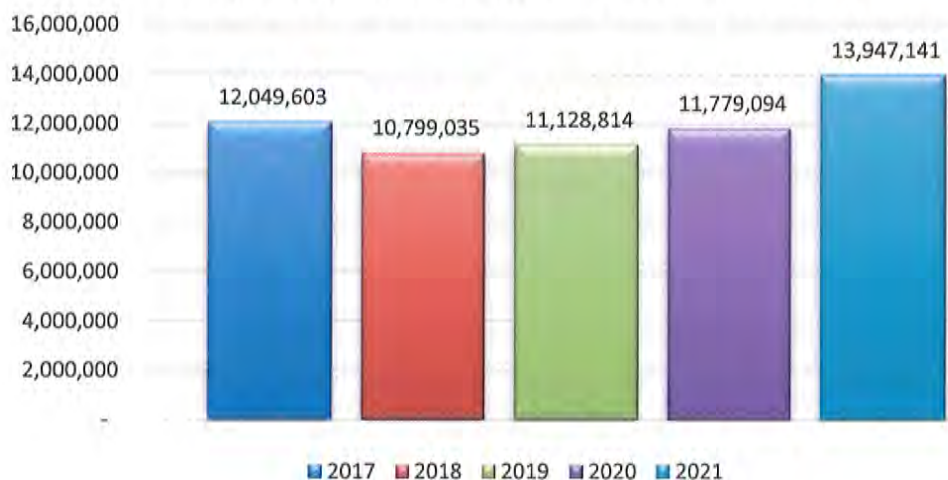


<b>Sheriff</b>	General	Reclass	15 Deputy Sheriff PS14 to 15 Investigator PS16	\$70,166	Net Increase of \$70,166
<b>Sheriff</b>	OLOST	Reclass	Sergeant PS18 to Lieutenant PS20	\$2,920	Budget Neutral
<b>Coroner</b>	General	Pay Adjustment	Coroner Base Salary Increase from \$60,000 to \$82,500	\$29,869	Net Increase of \$29,869
<b>Public Works</b>	Integrated Waste	Transfer-Out	Keep Columbus Beautiful Executive Director G21	(\$68,728)	Net Decrease of (\$68,728)
<b>Transportation</b>	Metra	Reclass	Principal Transit Planner G20 to Assistant Transportation Director G24	\$23,092 Offset by Position Deletion	Budget Neutral
<b>Transportation</b>	Metra	Delete	Transit Security Specialist G10	(\$40,771) Reduction	Budget Neutral
<b>Trade Center Sales</b>	Trade Center	New	Conference Facilitator G15	\$50,453	Net Increase of \$50,453
<b>Trade Center Sales</b>	Trade Center	New	Administrative Secretary G10	\$40,771	Net Increase of \$40,771
<b>Trade Center Sales</b>	Trade Center	Reclass	Conference Facilitator G15 to Conference Facilitator G16	\$2,241	Net Increase of \$2,241
<b>Community Reinvestment</b>	CDBG	Reclass	Program Manager G19 to Assistant Community Reinvestment Director G21	\$8,611	Net Increase of \$8,611

### C. Stabilizing Our Healthcare Costs

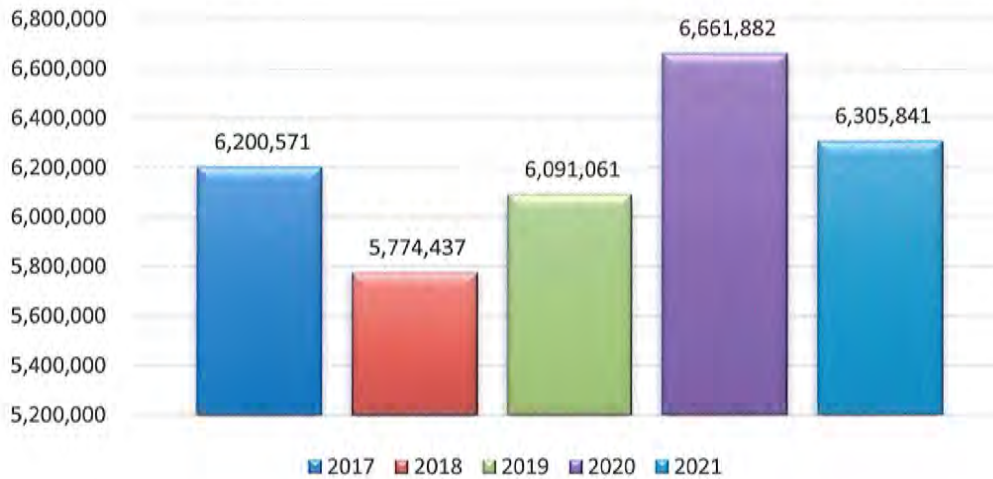
CCG medical claims have fluctuated over the last three years with a 5.52% increase from 2019 to 2020 and a 15.54% increase from 2020 to 2021 as is shown below:

#### Columbus Consolidated Government Annual Medical Claims CY2017 - CY2021



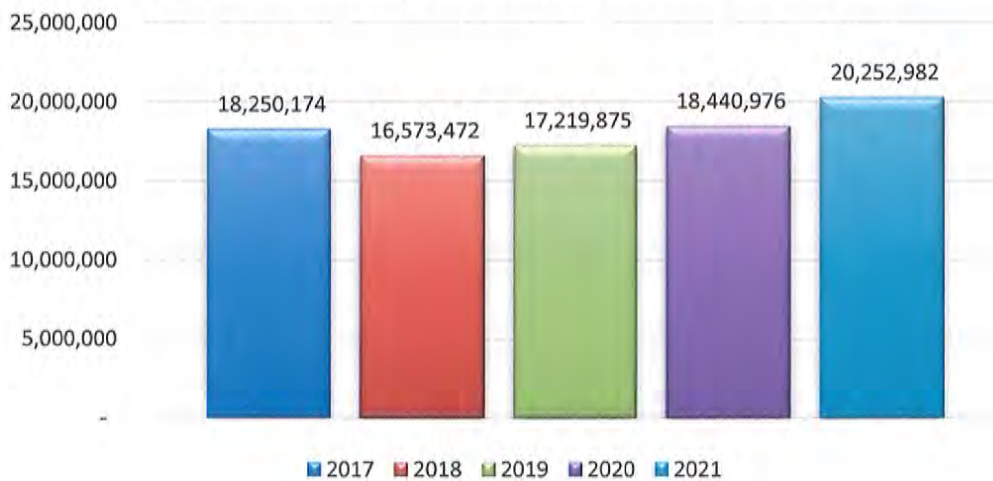
Prescription drug claims have also experienced some fluctuations. We experienced an 8.57% increase from 2019 to 2020 and a 5.65% decrease from 2020 to 2021 as depicted below:

### Columbus Consolidated Government Annual Rx Claims CY2017 - CY2021



Overall healthcare claims were on a declining trend until recent years. For the past 3 years, costs have been on an upward trend as shown in the chart below.

### Columbus Consolidated Government Annual Medical/Rx Claims CY2017 - CY2021



The continued success of our wellness program has allowed us to exceed national healthcare cost trends in recent years. However, we, like the rest of the nation, are not immune to rising healthcare costs associated with COVID-19. These cost increases have caused us to re-think the make-up of our long held 70/30 cost sharing strategy for healthcare. If we continued our current contribution



strategy, employees would've have experienced a 9% increase in health insurance premiums in addition to the increases they are seeing with everyday living expenses such as rent, gas, and food. To that end, this Adopted Budget changed our cost sharing strategy so that healthcare costs consist of a 73% contribution from CCG and 27% from employees. This strategic change along with a \$10 co-pay increase for office visits allows us to avoid premium increases as in prior years. In fact, this year will be the seventh consecutive year in which employees will experience **no premium increases** if they participate in the wellness program. Participation in the program means that every participating employee (not family members) agrees to: 1) participate in a complete biometric screening; and 2) *if* deemed a "high risk" patient, participate in health coaching. If the employee successfully completes these steps, then they will have **no premium cost increase** for 2023. However, lack of participation in this optional program will result in a 12% premium increase.

Improving the health and quality of life of our hardworking employees while at the same time decreasing the cost of healthcare to them is important to us. With that said, as an additional incentive to encourage continued participation, we will provide gift cards to all employees that complete the biometric screening.

#### **D. INTEGRATED WASTE FUND**

The Integrated Waste Fund and its lack of sufficient reserves for capital replacement and closure/post-closure costs has been the topic of much debate in past years. Fortunately, through the utilization of inmate labor and minor service adjustments to our Integrated Waste programs, we have been able to continue providing services at a very low cost to the community. Regrettably, the challenges we have experienced with our Integrated Waste programs during the COVID-19 pandemic are unlike anything we have ever experienced, and these challenges have caused us to reassess how we deliver services to the community. Columbus, like many cities across the nation, is struggling to keep up with waste collection services because of staffing shortages. The labor shortages concerning inmates are due to backlogs in the court system and the loss of experienced drivers is due to a non-competitive pay structure. While we understand that waste collection and disposal is an essential function of the government, we also know that the sustainability of our Integrated Waste system is at risk without significant changes to our long term strategic plans. That is why City Administration proposed, and City Council approved, the use of approximately \$19 million in fiscal recovery funds to automate waste collection services. The automation and containerization of waste results in a cleaner community and reduces workforce helper demands as automated collection trucks only require a driver. We have automated our recycling collections and as we move down the path of discontinuing the use of inmate labor for household garbage pickup, we are hopeful that the new pay and compensation plan will further allow us to employ more drivers who have or can obtain a commercial driver's license (CDL). National supply chain disruptions during the pandemic have exacerbated the need for CDL drivers and we can only hope that a more competitive pay structure will help with the recruitment and retention of these essential employees. Until staffing levels improve, we are proposing to continue utilizing the services of a private company for the collection of yard waste. Integrated Waste Fund reserves in the amount of \$4.78 million are being utilized to cover the cost of this service. Salary savings will absorb some, but not all, of the costs for these services. It should be noted that there are no waste collection fee increases in this Adopted Budget though our Integrated Waste System remains in dire need of equipment. Waste collection trucks and other equipment are consistently in need of costly repairs which not only burdens our funding, but also restricts our effectiveness in providing services to the community. Our Public Works Department has engaged a consultant to conduct a rate study to help determine the level at which our rates should be to support all of the needs of our Integrated Waste System. The results of this study will be presented to Council for review and discussion. This study will provide us an unbiased assessment of our funding position as we consider any



plans for a systematic rate adjustment that will be critical to the continued operation of our Integrated Waste System.

### **E. OLOST Distribution**

The OLOST revenue budget is projected to be \$40 million in FY2023, with 70% dedicated to Public Safety (\$28 million) and 30% dedicated to infrastructure (\$12 million).

Out of the \$28 million dedicated to Public Safety, \$26.1 million is appropriated (already obligated) for prior, ongoing commitments related to personnel expenses, debt service, public safety system enhancements and maintenance and cost allocations. The remaining \$1.9 million in OLOST funds are appropriated for additional capital outlay allocated among the Public Safety departments and offices.

The additional capital appropriations are allocated as follows:

<i><b>OFFICE</b></i>	<i><b>DESCRIPTION</b></i>	<i><b>AMOUNT</b></i>
<i>Police Department</i>	10 Pursuit Explorers w/ Equipment Packages, Axon Taser 7 Replacement Program	\$733,372
<i>Fire/EMS</i>	175 Personal Protective Equipment, 125 Helmets, 15 Life Pack 1000 AED's, 4 Full Size Impalas	\$583,375
<i>Sheriff's Office</i>	Axon Officer Safety Plan 7 and 3 Pursuit Vehicles w/ Equipment Packages	\$467,367
<i>MCP</i>	1 Convection Oven, Kitchen Equipment, Key Watcher Key Management System	\$112,879
<i>Coroner</i>	1 Full Size Ford Excursion	\$54,000
	<b>TOTAL</b>	<b>\$1,950,993</b>

In the upcoming year, we will continue to have one significant drain on our OLOST monies, which reduces the sums distributed to individual public safety departments/offices, related to our Court Management System. Implementation of the new Court Management System was completed in FY2021 with a go-live date in September 2020. Our old mainframe system has been decommissioned now that the new Court Management System is in production. While some of the implementation costs were set aside over the course of time, the remaining implementation costs as well as ongoing annual maintenance costs will need to be covered for several years to come. Implementation and annual maintenance costs total \$8.1 million over the next five years with only annual maintenance thereafter at an annual cost of approximately \$991,000.

### **V. Conclusion**

This Mayor's FY2023 Adopted Budget message is presented together with the City Manager's budget letter and the FY2023 Adopted Budget Book. We should be encouraged by the progress we have made over the past few difficult years and know the decisions we make this year will likewise move us toward greater financial security and community prosperity. We continue to face systemic limitations caused by our tax structure and state revenue policies. This COVID-19 crisis has presented us with new challenges as we navigate through these unprecedented times of economic uncertainty. Innovative thinking will need to be employed to determine how our

community can continue to thrive in the face of those limitations as we hope for swift financial recovery.

I want to thank our City Manager Isaiah Hugley, Deputy City Managers Lisa Goodwin and Pam Hodge, our Finance Director Angelica Alexander, our Department Heads, our elected partners and staff for their tremendous assistance in the effort of composing this fiscally responsible Adopted Budget.


To our Council, I thank you for all of the hard work that was necessary to review, deliberate upon and decide the FY2023 Adopted Budget.

This is the Columbus, Georgia Consolidated Government Fiscal Year 2023 Adopted Budget submitted for your examination and review.

Very best regards,

A handwritten signature in black ink, appearing to read "B.H. Henderson III". The signature is fluid and cursive, with a prominent initial "B" and "H".

B.H. "Skip" Henderson III  
Mayor  
Columbus Consolidated Government



This page intentionally left blank.





**Columbus, Georgia**  
**Georgia's First Consolidated Government**  
P.O. Box 1340, Columbus, Georgia 31902-1340

OFFICE OF THE CITY MANAGER

Telephone (706) 653-4029  
FAX (706) 653-4032

July 1, 2022

Dear Ladies and Gentlemen:

As we prepare for the upcoming fiscal year, Columbus, Georgia continues to face the challenge of providing its citizens with vital, quality services and amenities within the confines of its limited resources without draining its long-term reserves. Columbus, like other municipalities across the nation, continue to cope with the consequences of rising costs of necessities such as healthcare, federal and state policy changes, and unpredictability in the housing and financial markets. Considering our revenue limitations and increasing expenditure demands, we are faced with two courses of action. We can continue to provide the level of services and amenities our citizens are accustomed to, while deferring significant investments in our public buildings and modernization of our infrastructure. Although this option may provide short-term financial relief, it is not sustainable as it promotes the deterioration of our infrastructure and engenders greater costs over time. Or we can prudently invest in needed services and infrastructure that will not only help maintain the quality of life demands from our citizens but also preserve our community's social, economic, and fiscal conditions. In a time of significant fiscal pressure and uncertainty, we must prioritize maintenance of essential services and infrastructure investments in such a way that will improve and strengthen what we love about Columbus without losing our sense of culture, character, and community. For that reason, the Columbus Consolidated Government remains committed to bridging the gap between providing efficient services and top-notch quality of life amenities while also investing in the modernization of our infrastructure and buildings. As such, we will always strive to achieve these strategic goals through trust, accountability, communication, and transparency with our citizenry.

In preparing this FY23 Adopted Budget, the needs and demands of the citizens we serve were at the root of our concerns. However, this budget cycle presented unprecedented challenges as we transition into the next phases of pandemic recovery. The objective was to live within our means while meeting the service needs of our citizens without undue depletion of our long-term reserves, which are vital to the sustainability of our city's economic infrastructure. While local, regional, and national economic conditions are rebounding in both consumer spending and in the housing market, the digest is projected to increase by 2 percent as other revenues continue to fluctuate based upon user trends. The FY23 Adopted Budget is balanced at \$314,533,253. In order to balance the operating budget, \$15,088,558 of fund balance was budgeted from the General Fund, OLOST Fund, Integrated Waste Fund, and the Transportation Fund. Subsidies in the amount of \$200,000 are included for the Bull Creek and Oxbow Creek Golf Courses. There are no subsidies for the Integrated Waste Fund, Civic Center Fund, or Indigent Care Fund. There

limited amount of funding for capital outlay in the General Fund is being included as part of the budget.

There is a no change in the total millage rate in FY23 when compared to FY22. The millage rate is 17.51 for USD #1, 11.53 mills for USD #2 and 10.63 mills for USD #4. The total General and Urban district subject to the 9 mill cap is 9.00 mills in USD #1, 6.95 mills in USD #2, and 6.80 mills in USD #4.

### **Challenges**

We continue to struggle with replacement of capital equipment and infrastructure maintenance. The last time significant funding was made available for capital investment was with the 2009 Other Local Option Sales Tax. The Columbus City Council confirmed by resolution to dedicate 70% of the tax to Public Safety and 30% of the tax to Infrastructure. This FY23 Adopted Budget provides a small amount of funding for the Capital Replacement Program in the General Fund. We were able to fund minimal capital requests in other operating funds but left many justified equipment requests and projects unfunded. Costs of operations remain at a minimal level. As we look to our future, we must be mindful of the potentially costly impact that deferred maintenance on equipment and vehicles or delayed reinvestment in basic infrastructure may pose to us in years ahead.

### **Cost Containment Measures**

Several cost containment measures were continued in the FY23 Adopted Budget. All positions that were unfunded during FY22 will continue to remain unfunded during FY23. An “unfunded” position is one that cannot be refilled during the budget year due to lack of available funding for the position, but the position remains an authorized position that may or may not be funded in subsequent budget years. This measure results in substantial annual savings in the General Fund.

In addition to continuing unfunded vacancies, the City has also made the decision to continue to defer major maintenance and significant capital improvements to most of its facilities and infrastructure for the foreseeable future. The aging and deteriorating condition of some of the City’s buildings and other facilities is of grave concern; however, the austere budget circumstances in which we find ourselves year after year simply do not allow the City to significantly invest in its own facilities at this time. In the near future, we are hopeful that we can secure the funding needed to facilitate the much-needed improvements to our public buildings and infrastructure.

### **Budget Process**

Early in the budget preparation period, we forecasted that revenues would not fully support the operations of the government. The combination of reducing expenditures, unfunding vacancies, delaying most capital and infrastructure purchases, reducing subsidies to other funds and agencies, revising healthcare plan design and maintaining contribution levels, preserving General Fund-Fund Balance, revisiting fee adjustments for select services, and utilizing one-time revenues allowed us to balance the budget during this economic time. An increase of 2% in the tax digest for FY23 is estimated and a 98% collection rate is projected. The departments in the General Fund maintained the same operating budget as FY22, with a few exceptions. With



departments/offices essentially operating at the same level as FY22, departments will have the extraordinary challenge of providing more, in most cases, with continued static financial resources and fewer human resources. Some departments will continue to leave positions unfunded and postpone filling any vacant positions, reduce or eliminate part time or overtime hours, make strategic changes to their scheduling and shifts, and evaluate operational priorities in order to remain within their allocated budgets.

The following chart details the Adopted Operating Budget for FY23. The left columns identify the funding for each fund, and the right columns show the appropriation for each fund in comparison with the adopted budget for FY22. The Fund Balance column identifies those funds that requires fund balance to balance their appropriations. There is some use of fund balance included in the Adopted Budget for FY23 as depicted below.

<b>FISCAL YEAR 2023</b>						
<b>SUMMARY OF FUNDS AND APPROPRIATION</b>						
<b>FUNDS</b>	<b>TOTAL FUNDING</b>			<b>TOTAL APPROPRIATION</b>		
	<b>FY23 REVENUE</b>	<b>FUND BALANCE</b>	<b>TOTAL</b>	<b>FY23 ADOPTED</b>	<b>FY22 ADOPTED</b>	<b>% CHANGE</b>
General	\$166,039,189	\$10,175,000*	\$176,214,189	\$176,214,189	\$164,490,530	7.13%
Stormwater	\$5,878,662	0	\$5,878,662	\$5,878,662	\$7,482,843	-21.44%
Paving	\$16,601,709	0	\$16,601,709	\$16,601,709	\$16,117,840	3.00%
Indigent Care	\$12,542,459	0	\$12,542,459	\$12,542,459	\$14,808,633	-15.30%
Integrated Waste	\$13,490,000	\$4,788,000	\$18,278,000	\$18,278,000	\$13,191,200	38.56%
E911	\$4,022,087	0	\$4,022,087	\$4,022,087	\$4,121,365	-2.41%
Debt Service	\$14,900,072	0	\$14,900,072	\$14,900,072	\$11,928,758	24.91%
Transportation	\$14,041,956	\$71,732	\$14,113,688	\$14,113,688	\$10,727,588	31.56%
Trade Center	\$2,930,301	0	\$2,930,301	\$2,930,301	\$2,978,592	-1.62%
Bull Creek	\$1,609,331	0	\$1,609,331	\$1,609,331	\$1,505,000	6.93%
Oxbow Creek	\$544,363	0	\$544,363	\$544,363	\$521,850	4.31%
Civic Center	\$4,456,074	0	\$4,456,074	\$4,456,074	\$4,089,138	8.97%
Econ Dev Auth	\$2,388,492	0	\$2,388,492	\$2,388,492	\$2,609,053	-8.45%
<b>Sub-TOTAL</b>	<b>\$259,444,695</b>	<b>\$15,034,732</b>	<b>\$274,479,427</b>	<b>\$274,479,427</b>	<b>\$254,572,390</b>	<b>7.82%</b>
2009 Other LOST	\$40,000,000	\$53,826	\$40,053,826	\$40,053,826	\$41,980,603	-4.59%
<b>TOTAL</b>	<b>\$299,444,695</b>	<b>\$15,088,558</b>	<b>\$314,533,253</b>	<b>\$314,533,253</b>	<b>\$296,552,993</b>	<b>6.06%</b>
Health	\$23,912,887	0	\$23,912,887	\$23,912,887	\$23,912,887	0.00%
Risk Management	\$5,800,288	0	\$5,800,288	\$5,800,288	\$5,341,926	8.58%
WIOA	\$3,405,720	0	\$3,405,720	\$3,405,720	\$3,802,332	-10.43%
CDBG	\$1,736,936	0	\$1,736,936	\$1,736,936	\$1,636,720	6.12%

The total operating budget is \$314,533,253 excluding Health Insurance, Risk Management, Community Development Block Grant, and WIOA Funds. WIOA and Community

\* \$10,000,000 of General Fund reserves will be used to implement a new pay and compensation plan. This is a one-time use of reserve funds that were previously set aside for this purpose. This amount will be sustained with anticipated revenue growth due positive economic trends and redistribution of existing expenditures in certain funds.



Development Block Grant have different budget cycles due to federal regulations; an estimated budget is incorporated in the regular budget process. Budget adjustments for these funds will be forwarded to Council in the Fall.

### **Assessment**

The Columbus Consolidated Government offers an array of services to its residents including public safety, judicial, parks and recreation, sanitation, and general government operations. At the time of consolidation in 1971, the government recognized that not all citizens within Muscogee County would receive equivalent levels of service. In recognition of this disparity, specific tax districts were established to levy taxes in direct proportion to services provided within each taxing district.

Currently, there are three urban service districts (USD1, USD2, and USD4), not including the special districts created for the Business Improvement District. The assessment and millage set for the primary three districts are distinguished by the services provided to each district: general services and urban services. The general services are provided to the total area of Muscogee County as fixed and established on the effective date of the last amendment to the charter. Functions and services provided to the general service district are commonly available and accessible or otherwise provided to all residents throughout the total area of the county. Examples are judicial services, parks and recreation, city administration, certain police services, health facilities and incarceration facilities. Urban service districts provide more comprehensive and intensive levels of governmental duties. Examples are fire protection, police patrol services and street maintenance. The total millage for urban and general service plus transportation services has a nine-mill cap not including debt service, indigent care appropriations, and road and stormwater (sewer) millages.

The criterion for calculating the millage rate in each district is outlined below.

**General Service** - Services are of equal level throughout the county. Taxes are levied on all Muscogee County property owners.

**Indigent Care** – This tax is levied to provide support for inmate medical and indigent healthcare costs for county residents who cannot afford medical treatment.

**METRA** - This tax is levied to subsidize mass transit in the city. Taxes are levied after all other income from fares and other service charges and other governmental entities are calculated.

**Urban Service** - Services are diverse in various sections of the county. Taxes are levied proportionately on property owners of each district based on the level of service.

**Fire Tax** - The millage rate is dependent on the Fire Department's ISO rating for each district. The ISO rating is the same throughout all of Muscogee County.

**Patrol Services** - The tax rate is calculated according to the median response time on all police calls.

**Stormwater (Sewer)** - The tax rate is calculated according to the number of miles of public roads and streets in the district, which are maintained at local expense.

**Street Maintenance** - The tax rate is calculated according to the number of miles of public roads in each district per acre of land. Taxes are levied in the Paving Fund for this activity.

The chart below shows the distribution of the millage among districts.

<b>TAX MILLAGE COMPARISON</b>									
<b>FY22 ADOPTED TO FY23 ADOPTED</b>									
	<b>URBAN SERVICE DISTRICT #1</b>			<b>URBAN SERVICE DISTRICT #2</b>			<b>URBAN SERVICE DISTRICT #4</b>		
	<b>FY22 Adopted</b>	<b>FY23 Adopted</b>	<b>Change</b>	<b>FY22 Adopted</b>	<b>FY23 Adopted</b>	<b>Change</b>	<b>FY22 Adopted</b>	<b>FY23 Adopted</b>	<b>Change</b>
<b>Total General and Urban</b>	8.18	8.18	0.00	6.13	6.13	0.00	5.98	5.98	0.00
<b>METRA</b>	0.82	0.82	0.00	0.82	0.82	0.00	0.82	0.82	0.00
<b>Total Subject to Cap</b>	9.00	9.00	0.00	6.95	6.95	0.00	6.80	6.80	0.00
<b>Stormwater (Sewer)</b>	1.24	1.24	0.00	0.20	0.20	0.00	N/A	N/A	N/A
<b>Paving</b>	3.44	3.44	0.00	0.55	0.55	0.00	N/A	N/A	N/A
<b>Indigent Care</b>	3.00	2.50	-0.50	3.00	2.50	-0.50	3.00	2.50	-0.50
<b>Economic Development</b>	0.50	0.50	0.00	0.50	0.50	0.00	0.50	0.50	0.00
<b>Total M &amp; O</b>	17.18	16.68	-0.50	11.20	10.70	-0.50	10.30	9.80	-0.50
<b>Debt Service</b>	0.33	0.83	0.50	0.33	0.83	0.50	0.33	0.83	0.50
<b>Total Tax Rate</b>	<b>17.51</b>	<b>17.51</b>	<b>0.00</b>	<b>11.53</b>	<b>11.53</b>	<b>0.00</b>	<b>10.63</b>	<b>10.63</b>	<b>0.00</b>

In Urban Service District #1, which encompasses most of the community's land area, the millage rate will be 17.51 mills. Funding is continued for economic development activities. In Urban Service District #2, which extends along the northern boundary of Columbus, the tax rate will be 11.53 mills. In Urban Service District #4, which is presently limited to some small parcels on the Fort Benning reservation, the tax rate will be 10.63 mills. Under the requirements of the Taxpayer Bill of Rights, three public hearings will be held in order for citizens to discuss the changes in the tax rate.

**Personnel Changes and Employee Compensation**

Each year, a major portion of the budget is allocated to personnel costs. In FY23, that percentage will reach approximately 54%. The City increased its annual health care contribution

from \$5,870 to \$6,200 per full time budgeted position. With the adopted increase in the City's contributions, employee premium contributions will now reflect a shared contribution strategy of 73% employer contribution applied across all plans as well as plan adjustments to provide a premier health insurance plan for employees and their qualified dependents. This is a change from the previous contribution strategy where CCG covered 70% of the costs for health care. Employee's spouses that have access to an employer sponsored health insurance plans will continue to pay a spousal surcharge to be included in the City's health insurance plan. The establishment of the Health and Wellness Center, which opened in May 2013, is expected to continue to assist with controlling the rising costs of healthcare through improved employee health status and improved control over chronic conditions like high blood pressure, diabetes, and high cholesterol. Staff will continue to pursue the development of "tools" to help our employees make better health choices based on education and cost cutting strategies. All elected officials whose pay is tied directly to the State of Georgia's Merit System received an increase in their pay effective January 1, 2022, and will receive a \$5,000 pay increase effective January 1, 2023. However, all classified general government and public safety employees (excluding elected officials) will receive a cost-of-living adjustment of 2.0% effective July 2022 and a cost-of-living adjustment for retired employees of 1.0% is also effective July 2022. Both are included in this Adopted budget. This Adopted Budget also includes implementation of a new Pay and Compensation plan for all CCG employees to relieve pay compression and address pay parity within the labor market. Most Public Safety employees continue to receive an annual \$3,121 supplement except for the Police Department which receives as an annual supplement in the amount of \$5,121. Other personnel adjustments are outlined in the Personnel Section of this budget document.

### **Capital Projects and Capital Outlay**

The FY23 budget includes \$7,974,968 in capital improvements projects and \$9,690,836 for capital outlay across all operating funds. Funding has been included for road resurfacing, and pipe rehabilitation and replacement. Details of the capital improvement projects are found in Capital Improvement Projects Section. The Capital Outlay is detailed in the Appendix.

### **Departmental Highlights**

Listed below are the major budget highlights for each department. Due to required contributions for pension and one-time capital purchases, some departmental budgets have increases in personnel costs and/or show an overall budgetary increase. Major changes beyond personnel are identified with additional details contained in the Departmental Summaries Section of this budget document.

- ◆ The Legislatives' FY23 funding level is \$633,911 a 6.50% increase from the FY22 adopted budget of \$595,238. This department includes the Council and the Clerk of Council divisions.
- ◆ The Executive's FY23 funding level is \$1,464,832 an .72% increase from the FY22 adopted budget of \$1,454,300.987
  - ◆ The Mayor's Office increase by 1.37% from \$305,856 to \$310,044.

- ◆ The funding level for the Internal Auditor's Office is \$310,801, a 2.01% increase from the FY22 adopted budget of \$304,649.
- ◆ The Crime Prevention/Intervention program will also receive funding from the Other Local Option Sales Tax in the amount of \$843,987, a 0.02% increase over FY22.
- ◆ The City Attorney's Office FY23 funding level is \$1,756,508, a 2.88% increase from the FY22 adopted budget.
- ◆ The City Manager's FY23 funding level is \$1,847,658, a 17.10% increase from the FY22 adopted budget. This department includes the City Manager's Office, Mail Room, Print Shop, Public Information, Quality Control, Keep Columbus Beautiful, Family Connection and the Citizen Service Center. The funding level increase is associated with the transfer of a position from Public Works for Keep Columbus Beautiful which simultaneously reduces the budget in Public Works by the same amount, the partial funding transfer of a grant position for Family Connection (79% of the position's funding will remain in the grant fund), and a new Director of Community Affairs position that will provide public relation services to the government at-large.
- ◆ Finance's FY23 funding level is \$2,613,334 an 1.09% increase from the FY22 adopted budget. This department includes the Director's Office, Accounting, Revenue, Financial Planning, Purchasing and the Cash Management divisions.
- ◆ Information Technology's FY23 funding level is \$6,603,407, an 8.65% increase from the FY22 adopted budget. The Information Technology Department will also receive funding from the Other Local Option Sales Tax (Infrastructure) in the amount of \$1,418,040 for continued investment in critical technology improvements. \$1,418,040 of FY23's Other Local Option Sales Tax allocation will be used to install new and replacement computer equipment, a city Fiber upgrade, implement the Eagle Recorder Cloud, and an upgrade to the inmate software at MCP and GIS System Aerial Imagery.
- ◆ Human Resources' FY23 funding level is \$2,177,717, a 10.19% decrease from the FY22 adopted budget. This department includes the Administration and Employee Benefits divisions. This decrease is due to a decrease in consulting fees.
- ◆ Inspections and Code Enforcement's FY23 funding level is \$2,587,884 a 12.49% increase from the FY22 adopted budget. This increase is due to an increase in the operational budget for demolitions.
- ◆ The Planning Department's FY23 funding level is \$321,454, a 5.11% increase from the FY22 adopted.
- ◆ The Community Reinvestment funding level is \$145,682 a 5.51% decrease from the FY22 budget.



- ◆ Engineering Department's FY23 funding level is \$2,065,499 a 4.56% increase from the FY22 adopted budget. This department includes Traffic Engineering and Radio Communications divisions. The Radio Communications division established a radio maintenance agreement with Motorola through the Motorola Migration Assurance (MAP) Plan in FY17. An additional System Upgrade Agreement was established in FY21 for radio maintenance. In addition to the aforementioned divisions, which are funded in the General Fund, this department manages divisions funded in the Stormwater (Sewer) and Paving Funds. Engineering Department's Drainage Division will operate with \$785,300, a 1.94% increase from FY22's adopted budget, and the Highways & Roads Division will operate with \$1,251,796, a 2.45% decrease from FY22's adopted budget. Engineering also receives an allocation of \$2,700,000 from the Other Local Option Sales Tax, which is a 22.73% increase from the amount allocated in FY22.
  
- ◆ Public Works' FY23 funding level is \$9,470,402, a 5.8% increase from the FY22 adopted budget. This department includes the Director's Office, Fleet Management, Animal Control, Cemeteries, Facilities Maintenance, and Other Maintenance & Repairs divisions. Besides managing the aforementioned divisions, which are funded in the General Fund, the department manages divisions in other Operating Funds that are listed below: Two divisions, Stormwater Maintenance and Other Maintenance & Repairs, operate with \$3,297,586 in the Stormwater Fund. This allocation is a 3.85% increase from the FY22 adopted budget for Public Works' stormwater construction and maintenance activities. The Public Works' Department will also receive funding from the Other Local Option Sales Tax in the amount \$129,619 for OLOST supplements for Correctional Officers.
  - ◆ Four divisions; Streets, Urban Forestry & Beautification, ROWM Community Services, and Other Maintenance & Repairs, operate with \$12,926,452 in the Paving Fund. This allocation is a 4.55% increase over the FY22's adopted budget for Public Works' paving and maintenance activities.
  
  - ◆ Six divisions; Solid Waste Collection, Recycling, Granite Bluff Inert Landfill, Oxbow Meadow Inert Landfill, Pine Grove Landfill, Recycling, and Other Maintenance & Repairs, operate with \$14,772,814 in the Integrated Waste Management Fund. This allocation is a 43.89% increase from the FY22 adopted budget for Public Works' waste management program and maintenance activities. This increase is due to continuation of yard waste pick-up services, contracted through AmWaste.
  
  - ◆ Other Maintenance & Repairs is budgeted in the Transportation (METRA) Fund for \$15,000 and in the Civic Center Fund for \$125,000.
  
- ◆ Parks & Recreation's FY23 total funding level is \$11,046,643, a 5.09% decrease from the FY22 adopted budget. This department includes the Director's Office, Park Services, Recreation Services, Community Schools, Athletics, Therapeutics, and Special Facilities (Memorial Stadium, Golden Park, Cooper Creek Tennis Center, Aquatics, Columbus

Aquatics Center, Pottery Shop, Lake Oliver Marina and Senior Citizen's Center divisions). In addition to the aforementioned divisions, which are funded in the General Fund, the department also manages the program listed below:

- ◆ Parks Refuse Collection operates with \$99,081 in the Integrated Waste Management Fund. This allocation is a 2.04% increase over last year's budget for Parks & Recreation waste management program activities due to allocation of additional operating funding.
- ◆ The Parks & Recreation Department will also receive funding from the Other Local Option Sales Tax in the amount of \$49,560 for OLOST supplements for correctional officers, a decrease of 1.01%.
- ◆ Cooperative Extension Services' FY23 funding level is \$137,865, no change from the FY22's adopted budget. The staff members are state employees, but the Consolidated Government supplements five salaries.
- ◆ Boards & Commissions' FY23 funding level is \$3,114,456, a 2.97% increase from the FY22 adopted budget. This department includes the Board of Tax Assessors and the Board of Elections and Registration.
- ◆ Police Services' FY23 funding level is \$27,896,902, a 1.51% increase from the FY22 adopted budget. This department includes the Chief of Police, Intelligence/Vice, Support Services, Field Operations, Office of Professional Standards, Administrative Services, and Investigative Services divisions. Besides managing the aforementioned divisions, which are funded by the General Fund, the department manages the emergency call center (E911).
  - ◆ The Police Department will also receive funding from the Other Local Option Sales Tax in the amount of \$10,949,340, an 8.16% decrease from FY22. One-time capital equipment purchases accounts for this large decrease.
  - ◆ The Emergency Call Center (E911) operates with \$3,763,393 in the Emergency Telephone Fund. This allocation is 2.97% more than last year's budget for E-911 activities. Operational costs continue to grow more rapidly than funding appropriated from the \$1.50 surcharge on all land-based, wireless, and pre-paid telephone lines. In FY23, no transfer from the Other Local Option Sales Tax Fund was necessary to subsidize operational costs. E911 operations also receives funding from the Other Local Option Sales Tax in the amount of \$377,446 for personnel and operating expenses.
- ◆ Fire and Emergency Services' FY23 funding level is \$26,170,087, reflects a 1.63% increase from the FY22 adopted budget. This department includes the Chief of Fire and EMS, Suppression and EMS, Training, Prevention, Hazardous Materials Response Team, Maintenance, Special Operations, Administrative Services, Logistics/Support, and



Emergency Management divisions. The Fire Department will also receive funding from the Other Local Option Sales Tax in the amount of \$3,288,974, a 23.83% decrease from the FY22 Adopted Budget. One-time capital equipment purchases accounts for this large decrease.

- ◆ The Muscogee County Prison's FY23 funding level is \$8,428,435, a 1.37% increase from the FY22 adopted budget. The Muscogee County Prison will also receive funding from the Other Local Option Sales Tax in the amount of \$807,521, a 23.46% decrease from the FY22 adopted budget due to the purchase of capital equipment.
- ◆ The Superior Court Judges' FY23 funding level is \$1,401,669, a 1.17% increase from the FY22 adopted budget.
- ◆ The District Attorney's FY23 funding level is \$2,568,072, reflects a 9.21% increase from the FY22 adopted budget. The District Attorney's Office also manages the Victim/Witness Assistance Program, which is partially funded by the Crime Victim Surcharge. The Victim Witness Program's FY23 funding level is \$192,651. This allocation reflects a .38% increase from FY22's adopted budget. The remaining balance of the 5% surcharge will be carried forward at the end of the fiscal year. A portion of this budget is funded by proceeds of a 5% surcharge assessed on all court fines levied in the Chattahoochee Judicial Circuit. The District Attorney will also receive funding from the Other Local Option Sales Tax in the amount of \$165,370 for personnel.
- ◆ The Jury Manager's FY23 funding level is \$483,511. This allocation reflects a .17% increase from the FY22 adopted budget.
- ◆ The Juvenile Court's FY23 funding level is \$859,906, a 20.83% increase from the FY22 adopted budget.
- ◆ The Circuit Wide Juvenile Court's FY23 funding level is \$340,827, a 1.13% decrease from the FY22 adopted budget.
- ◆ The Clerk of Superior Court's FY23 funding level is \$2,229,824 which is a 9.11% increase from the FY22 adopted budget. The Clerk of Superior Court became responsible for the Board of Equalization effective January 1, 2011, with a FY23 funding level of \$102,911. This allocation reflects a 22% increase from the FY22 adopted budget due to the inclusion of 3 additional positions to implement an appeals division. This budget also includes a position in the Clerk's office that is funded from Other Local Option Sales Tax funds in the amount of \$45,312.
- ◆ State Courts' FY23 funding level is \$1,899,262, a 3.91% increase from the FY22 adopted budget. This department includes State Court Judges and the State Court Solicitor's Office. The State Court Solicitor's Office will also receive funding from the Other Local Option Sales Tax in the amount of \$229,047 for personnel and operating expenses.
- ◆ The Public Defender's FY23 funding level is \$2,218,543, a 4.99% increase from the FY23 adopted budget. The Indigent Defense Act was effective on January 1, 2005,

which required the consolidation of Public Defender services in Superior and Juvenile Courts. This includes the Circuit Wide Public Defender and the Muscogee County Public Defender. The Circuit Wide Public Defender will also receive funding from the Other Local Option Sales Tax in the amount of \$187,252 for contractual services.

- ◆ Municipal Court's FY23 funding level is \$1,263,049, an 8.69% increase from the FY22's adopted budget. This department includes the Municipal Court Judge and the Clerk of Municipal Court. As of January 1, 2021, the Marshal's Office was consolidated into the Sheriff's Office. Their budgets are detailed below:
  - ◆ The Municipal Court Judge's budget is \$430,563, a 2.45% increase from the current adopted budget.
  - ◆ The Clerk of Municipal Court's FY23 appropriation is \$832,486, a 12.23% increase from the FY22 adopted budget. The Clerk of Municipal Court will also receive funding from the Other Local Option Sales Tax in the amount of \$93,558 for personnel, a 21.39% decrease from the FY22 adopted budget.
- ◆ The Probate Court's FY23 funding level is \$565,638, a 1.22% increase from the current adopted budget. Beginning in FY19, Probate Court became a U.S passport processing facility. The Probate Court will also receive funding from the Other Local Option Sales Tax in the amount of \$46,290 for personnel.
- ◆ The Muscogee County Sheriff's Office's FY23 funding level is \$29,325,637, a 3.52% increase from the FY22 adopted budget. During FY21, the Marshal's Office was consolidated into the Sheriff's Office. This department includes the Sheriff Administration, Uniform Services, Special Operations/Investigations, Detention, Medical, Training, and Motor Transport divisions. The Sheriff's Office will also receive funding from the 2009 Other Local Option Sales Tax in the amount of \$3,590,466, a 5.13% decrease under the FY22 adopted budget amount for the Sheriff's Office due to one-time capital equipment purchases.
- ◆ The Tax Commissioner's Office's FY23 funding level is \$1,859,487, a .60% increase from the FY22 adopted budget.
- ◆ The Coroner's Office's FY23 funding level is \$386,238, a 5.36% increase from the FY22 adopted budget due to adjusting the base salary of the coroner from \$60,000 to \$82,500. The Coroner's Office will also receive funding from the Other Local Option Sales Tax in the amount of \$65,437 for personnel and a one-time capital purchase.
- ◆ The Recorders' Court has an FY23 funding level of \$1,140,856. This reflects a .50% increase from the FY23 adopted budget amount. The Recorders' Court also receives funding of \$90,637 from the Other Local Option Sales Tax, a 2.80% increase from the current adopted budget.

- ◆ The Consolidated Government provides funding to diverse community organizations. The Agency's FY23 funding level is \$1,185,366, .95% higher than the total amount provided for in the FY22 adopted budget.
- ◆ The Indigent Care Fund FY23 funding level is \$12,542,459. This appropriation reflects a 15.30% decrease from the FY22 adopted budget. The Consolidated Government provides this funding to support healthcare costs to its indigent citizens and to provide inpatient and outpatient healthcare for its prisoners.
- ◆ Debt Services' FY23 funding level is \$14,900,072, a 24.91% increase from the FY22 adopted budget. This appropriation is scheduled to fund general bond obligations, lease contracts with the Columbus Building Authority, and other debt obligations.
- ◆ Transportation Services' FY23 funding level is \$14,113,688 a 31.56% increase from FY22's Adopted Budget. TSPLOST funding was incorporated in Metra's budget beginning in FY17. This department includes the Director's Office, Operations, Maintenance, Dial-A- Ride, and Grant Management and Planning divisions. Besides managing the aforementioned divisions, which are funded by the Transportation Fund, Metra also manages parking activities. The Transportation Services Department will also receive funding from the Other Local Option Sales Tax in the amount of \$3,813.
  - ◆ The parking management function moved to the General Fund in FY19 due to it no longer meeting the requirements of being a separate enterprise fund. Parking's FY23 funding level in the General Fund is \$179,680. Parking violation fines are currently \$40 per violation and remain unchanged in FY23. This division is responsible for parking enforcement and the management of certain parking garages to include the Front Avenue Parking Garage, Bay Street Parking Garage, Citizen Services Center Parking Garage, and the Government Center Parking Garage.
- ◆ The Columbus Ironworks Convention and Trade Center's FY23 funding level is \$2,930,301, a 1.62% decrease from the FY22's adopted budget. This department is budgeted as an enterprise fund, where \$680,000 and \$650,000 in revenue are projected from Beer and Hotel/Motel Taxes respectively. The remainder of the budget will be funded by various activities and events.
- ◆ Columbus' Golf Authority's FY23 funding level is \$2,153,694, a 6.26% increase over FY22's adopted budget. The authority operates the Bull Creek and Oxbow Creek Golf Courses. This budget includes an operational subsidy to Oxbow Creek of \$150,000 and to Bull Creek of \$50,000 from the General Fund.
- ◆ The Civic Center's FY23 funding level is \$4,456,074, an 8.97% increase from FY22's adopted budget. The Civic Center receives a percentage of the Hotel/Motel Tax collected, totaling \$1,300,000. There is no General Fund subsidy included in this budget for the Civic Center Fund.




- ◆ Employee Health Insurance Fund's FY23 funding level is \$23,912,887 reflecting no change from the FY22 adopted budget. The City's contribution will be \$6,200 per budgeted employee in FY23.
- ◆ Risk Management's FY23 funding level is \$5,800,588 up 8.59% over the FY22 adopted budget. The Risk Management fund usually includes allocations for risk management as well as workers' compensation.
- ◆ Economic Development' budget decreased to \$2,388,492, a decrease of 1.87%, The amount is determined by an estimate of 0.50 mills. The total of 0.50 mills includes 0.25 mills dedicated to the Development Authority for new and ongoing economic development activities, an annual payment in the amount of \$800,000 for the NCR and BC/BS projects (Year 8 of 10), \$100,000 for the Mercer Project (Year 4 of 5), and \$175,000 for the Business Development Initiative (Year 2 of 2). Annual appropriation and allocation of the Economic Development Fund is at the discretion of Council.
- ◆ Workforce Innovation & Opportunity Act (WIOA), also formerly known as the Job Training Partnership Act (JTPA) will have a funding level of \$3,405,720 in FY23. Since this is a federally funded program, its program year overlaps with the City's fiscal year. Revisions will be forthcoming in the fall to adjust the funding levels when contracts are finalized.
- ◆ The Community Development Block Grant (CDBG) Fund FY23 funding level will be \$1,736,936, an increase of 6.12% from the FY22 adopted budget. This is another federally funded program that overlaps the City's fiscal year where program adjustments will be needed in the fall.


### Conclusion

The budget reflects the very challenging times we continue to confront. Although we are optimistic for the continuation of the momentum we have gained, it is essential that we are realistic about the budget decisions ahead of us. The goal is to remain financially stable to endure such extraordinary changes in the economy with fiscal accountability, civic responsibility, and innovative leadership. As we continue to strive to find more creative ways to deliver services, we will also continue to strive to plan today for a better tomorrow and meet the demands of our valued citizens. The dedication and commitment of the staff to deliver services and sustain the City during these times is commendable.

Sincerely,



Isaiah Hugley  
City Manager



This page intentionally left blank.

# WELCOME TO COLUMBUS



## QUICK FACTS



Located just 100 miles southwest of Atlanta

Longitude: 84°59'/Latitude: 32°30'

Area: 221 sq. miles

Altitude: 250 ft. above sea level

Climate: Balmy Summers/Mild Winters

Avg. High Temp: 76.2°

Avg. Low Temp: 55.0°

Avg. Monthly Rainfall: 3.9 in.

Avg. Annual Rainfall: 46.8"

Current Mayor: Skip Henderson

Georgia's second largest city

Georgia's fourth largest metropolitan area

Population (2022): 210,330

MSA population (2020 est.): 308,755

Year Founded/Consolidated: 1828/1971



Named the Columbus  
Whitewater Adventure as one of the  
Top Man Made Adventures of the  
World (Sept. 2013)



Ranked #9 on  
Livability.com's  
Top 100 Best Places to  
Retire (2018)



In Columbus, Georgia...*"We do amazing."*





**We do amazing.**

## **COLUMBUS PROFILE**



**N**estled in Georgia's southern Piedmont region on the banks of the mighty Chattahoochee River is one of the hidden jewels of the American South. Columbus is one of Georgia's three Fall Line Cities, along with Augusta and Macon. The Fall Line is where the hilly lands of the Piedmont plateau meet the flat terrain of the coastal plain. Due to its unique location, Columbus has a varied landscape that includes rolling hills on the north side and flat plains on the south. It is centered by the Chattahoochee River, a rich natural resource that allowed Columbus to thrive as a milling and textile manufacturing hub in its early years and that provides a variety of opportunities for recreation, sport, and beauty today. Founded in 1828, Columbus was the last planned city of the original Thirteen Colonies. Originally, the city was inhabited by the Yuchi and Creek Indians and was later claimed by Spanish missionaries in 1679. Later, the French and British discovered it as a strategic trading site. Because of its proximity to the Chattahoochee River, Columbus grew to become a center of shipping and military manufacturing. Before and during the Civil War, Columbus served as a center for arms manufacturing. Following the Civil War, reconstruction was vigorous and included the building of several factories and the Springer Opera House, which later became the State Theater of Georgia. Continuing its military relationship, the Columbus Soldiers' Aid Society sponsored the nation's first celebration of Memorial after the Civil War. Later in 1918, a small camp became **Fort Benning**, which is now the largest infantry school in the world and home to the Western Hemisphere Institute for Security Cooperation (WHINSEC). Today, Columbus is a vibrant community that is rich in

culture, economic, educational and recreational opportunities. Its diverse population enjoys the beautiful tapestry that this once textile-mill based city has built using its natural and manmade resources to reach its full potential.

### **Columbus & Muscogee County**

In 1971, the City of Columbus and Muscogee County consolidated to form the first consolidated government in Georgia. The entire county is inside the city limits. Outer areas of the county are classified for taxing purposes as General Service Districts (GSDs). The balance of the county is divided into two Urban Service Districts (USDs) receiving more comprehensive services than GSDs. The government has a ten-member Council and Mayor. The Council is composed of one member from eight proportional districts and two at-large districts serving four-year staggered terms. The Mayor, who also serves a four-year term, appoints the City Manager pending approval by Council. Open sessions are held by Council on Tuesdays at 9:00 a.m. (2<sup>nd</sup> & 5<sup>th</sup> Tuesdays) and at 5:30 p.m. (1<sup>st</sup> & 4<sup>th</sup> Tuesdays). According to US Census Bureau statistics, the City of Columbus is now the second largest in the state of Georgia with roughly over 206,000 residents as of July 2021 estimates. The larger combined statistical metropolitan area, which consists of Columbus (GA) and Phenix City(AL) has over 321,048 residents. The Columbus Consolidated Government (CCG) is a full service city providing a wide range of municipal programs and facilities. Services include the following: public safety, recreation and cultural events, transportation, planning and development, road maintenance and general governmental services. Over 3,000 employees work for CCG.

# Columbus Profile

## Education



The **Muscogee County School District**, consolidated since 1958, has 56 schools with enrollment approaching 32,000 students. The Muscogee County School District was recently rewarded for being selected onto the 2019 Exemplary Board during the Georgia School Boards Association (GSBA) Summer Conference and Delegate Assembly. In addition, during the conference, Board Chair Patricia Hugley-Green was designated as President-Elect. The GSBA Board Recognition Program is a three-tier progression process to attain the highest level in board governance with ranking levels of Quality, Distinguished and Exemplary.



A number of institutions of higher learning are located in the area as well: **Columbus State University** with an enrollment of 8,076 students and **Columbus Technical Institute** with enrollment of 4,769 students. Within commuting distance of Columbus are six other

institutions including **Auburn University**, **Troy State** and **LaGrange College**.

## Film Industry

Film Georgia is enticing filmmakers from throughout the country, creating over \$9.5 billion annual revenue. As a community with a history of promoting local

artists, Columbus has put itself in a position to become the state's third film hub by hosting a film festival held annually, forming a \$5 million film fund, building a state-of-the-art studio, and growing a workforce trained and certified in film production. Recently, Columbus State University added a new Film Production Certificate program that will introduce skills used in on-set film production while utilizing film industry standard organizational structures, professional equipment and on-set procedures. In addition, the university has entered into an agreement with the W.C. Bradley Company to utilize an 180,000 square foot building to be used as a state-of-the-art movie and TV production studio complete with sound stages and offices.

A full-length dramatic film entitled *The Long Night* starring Bruce Willis is set to take place in Columbus, Georgia. "The Long Night" will be the first project financed by the Columbus Film Fund, a public-private partnership which uses private funds to incentivize film and TV productions to come to Columbus.

Will Oliver, a former student and current instructor at the Springer Theatre Academy is heading to the big screen in an upcoming film, *Electric Jesus*. The new age feature film is set to start production here in Columbus. The movie follows a Christian rock and roll band. One of those band members and main characters will be Will Oliver.

## Attractions and Landmarks



In May 2013, a long-term vision was brought to fruition with the opening of a whitewater rapids

# Columbus Profile

course on the Chattahoochee River - the longest urban whitewater venue in the world, boasting high level rapids and exciting runs. A local outfitter has established a well-organized guide and equipment system to provide maximum enjoyment for rafters and kayakers. In September, 2013, **USA Today** named the Columbus Whitewater adventure as one of the Top Man Made Adventures of the World.

In its first full year of operation, this whitewater rapids course has been burgeoning with activity by locals and visitors alike. The challenging "Cutbait" rapid has become synonymous with the area's high energy level and exciting pace - an annual music festival has even been established with "Cutbait" in its name. There is also an opportunity to take flight on the Blue Heron Adventure, which is a zip line that crosses the Chattahoochee River. With development and business investment on both sides of the Chattahoochee, it is anticipated that the whitewater attraction will continue to bring visitors to the Columbus area as well as provide meaningful recreation and entertainment to residents of the area.



Noteworthy historical sites exist within the county. The **National Infantry Museum and Soldier Center at Patriot Park** celebrated its Grand Opening June 19, 2009. It is located in Columbus, Georgia, just outside the gates of Fort Benning, the home of the Infantry and one of the Army's largest and most highly acclaimed U.S. Army installations. This world-class tribute to Infantrymen past, present and future is the first of its kind in the United States. Throughout the 190,000-square-foot museum, visitors take an interactive journey through every war fought by the U.S. over the past two centuries. The museum tells the heroic story of everyday Infantrymen through an enviable collection of more than 30,000 artifacts. Era galleries trace Infantry history from before the Revolutionary War to action today in Iraq and Afghanistan. There is a

special gallery recognizing Medal of Honor recipients and one that pays tribute to those who love an Infantryman, and the sacrifices they make supporting him. There is an IMAX Theatre, full-service restaurant and gift store. Patriot Park includes a parade field for Fort Benning Infantry School graduations, a memorial walk of honor and an authentically recreated World War II Company Street. In 2016, it received additional recognition with being named USA Today Readers' Choice Best Free Museum.



The **Springer Opera House**, built in 1871, is the State Theater of Georgia and offers adult and children's theater. After undergoing major renovations, the Springer is offering more variety shows than ever before. In 2013, the Springer opened the **Dorothy McClure Children's Theater** and dramatic learning company adjacent to the historic opera house site. **Port Columbus**, a national Civil War Naval Museum, hosts hundreds of visitors each year to its unique museum of Civil War relics and battleship reenactments. Visitors are encouraged to visit the **Columbus Museum** and the **Columbus Historical District**, which includes the Columbus **Ironworks**, built in 1853, and the **Liberty Theater**. **Westville**, a living museum which recreates life in the 1800's, recently relocated its unique attraction to Columbus from Lumpkin.





# Columbus Profile



The **South Commons** Softball Complex & Stadium, which was built as a venue for the 1996 Summer Olympic Games, hosts a variety of local, regional, and national tournaments. In addition to providing a host site for family entertainment productions like “Disney on Ice,” the **Civic Center** houses the **Columbus Lions**, a team in the American Indoor Football League, the **Columbus River Dragons**, a professional ice hockey team and the **Columbus Rapids**, a professional soccer team. Recently, an **Ice Skating Rink** and the **Jonathan Hatcher Skateboard Park** were added to the campus of the Civic Center. It now encompasses **A.J. McClung Memorial Stadium** and the **Golden Park** baseball complex, which is the home of the **Columbus Chatt-A-Hoots**, a non-profit collegiate summer baseball team. The Civic Center was also recently recognized as a Silver Bicycle Friendly Business by the League of American Bicyclists.



The **Columbus Ironworks and Trade Center**, which sits overlooking the Chattahoochee River, hosts hundreds of cultural, business and social events each year. Golfing is available to the public at **Bull Creek Golf Course**, a 36-hole premier golf course that has been routinely rated among the best public courses in the country. In addition to providing exceptional golf facilities for the public, Bull Creek is host course to the CSU Cougars NCAA Golf Teams as well as several local

high school teams, all of which have outstanding records in their respective competitive divisions. Columbus also has a well-maintained nine-hole public golf course at **Oxbow Creek**, as well as a number of

private and semi-private golf courses around the city. In addition to golf, spring baseball and fall football are spectacular draws with regional college games and highly competitive high school football. Columbus has been home to many successful athletes in baseball, golf, football, and other sports, as well as to several Little League World Championship teams.

The **Coca-Cola Space Science Center** is a state-of-the-art science facility providing spectacular laser light venues and a simulator for operating the space shuttle. The **RiverCenter for the Performing Arts** provides culture, entertainment, and enjoyment for many and has hosted a number of internationally acclaimed performers and musical theater productions.

## Economic Development

Economic and cultural development continues as an ongoing priority for the Columbus region. During 2016-2017, the following investments have been announced, are in progress, or have been completed:

- **CSU’s Frank D. Brown Hall Downtown Campus - \$27 million project (completed)**
- **Char-Broil New Global Headquarters Building - \$4.1 million project (completed)**
- **Heckler & Koch - \$28.5 million expansion project (completed)**
- **The Rapids at Riverfront Place - W.C. Bradley - \$52 million project (completed)**
- **Pratt & Whitney - \$386 million capital investment (in progress)**

Local growth is fostered by continued investment from corporations with both long standing and newly forged footholds in the area. Continued economic growth has come from investment by **AFLAC**, **Synovus**, **TSYS**, **WellPoint**, **Columbus Regional Healthcare**, **Columbus State University**, and **St. Francis Hospital**, to name just a few. Private business is normally the

# Columbus Profile

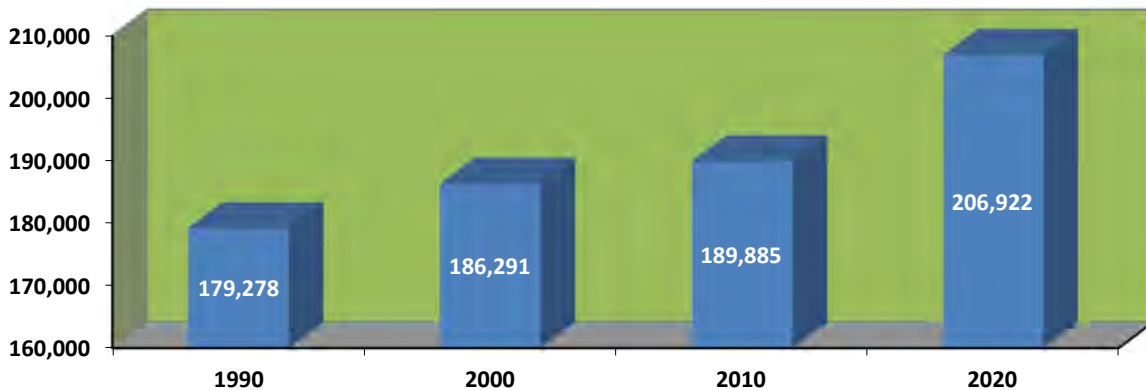
focus of economic development, the biggest economic impact on this region is the military. Fort Benning’s sprawling military post generates an economic impact of more than \$4.8 billion annually.

The jewel at the center of Columbus is undoubtedly the beautiful and vibrant **Chattahoochee River**. On both sides of the riverbank, there has been enormous investment to provide premier biking and walking trails and whitewater rafting facilities to Columbus residents and visitors. Collectively these facilities are referred to as simply, “the **Riverwalk**.” There are more than 34 miles of paved and brickwork pathways along each side of the river, as well as Fall Line Trace, and a 1.4 mile connector that was completed in summer of 2017. Within the past several years, corporate investment along the Chattahoochee has increased with the development of the **Synovus** Corporate building, the expansion of the **TSYS** campus, and the development of upscale residential loft housing in buildings that formerly housed textile mills. **Columbus State University** has become a premier development force in the Uptown area, with investment in student housing and services as well as its continued investment with programming that enriches its students and the community alike, such as the **Schwob School of Music** and the **Rankin Arts Center**.

To continue the City’s investment in the economic, recreational and cultural vitality of the region it serves, the Columbus Consolidated Government has recently opened two new facilities in the midtown area of Columbus: a competition quality **Aquatics Center** and the **City Services Center**, which houses a number of city and county services directly utilized by the public. Both facilities are state of the art and are architecturally and aesthetically compatible with the **Columbus Public Library** and the **Muscogee County School District** headquarters near which they are located. It is anticipated that the natatorium will be the host site for local, regional and national swimming and diving competitions as well as provide a swimming facility for the public to use for exercise, wellbeing, and recreation. The Citizens Services Center, located adjacent to the natatorium and near the MCSO buildings, houses the Tax Commissioner’s Office, the Citizen’s Information (311) Center, the Council Chambers, and the Revenue Division of the Finance Department. There are also several public-use rooms for community use.

## Demographics

Columbus has seen steady population growth over the past twenty years. Since 1990, the population has steadily increased from 179,278 in 1990 to 206,922 in 2020, as shown in the chart below:

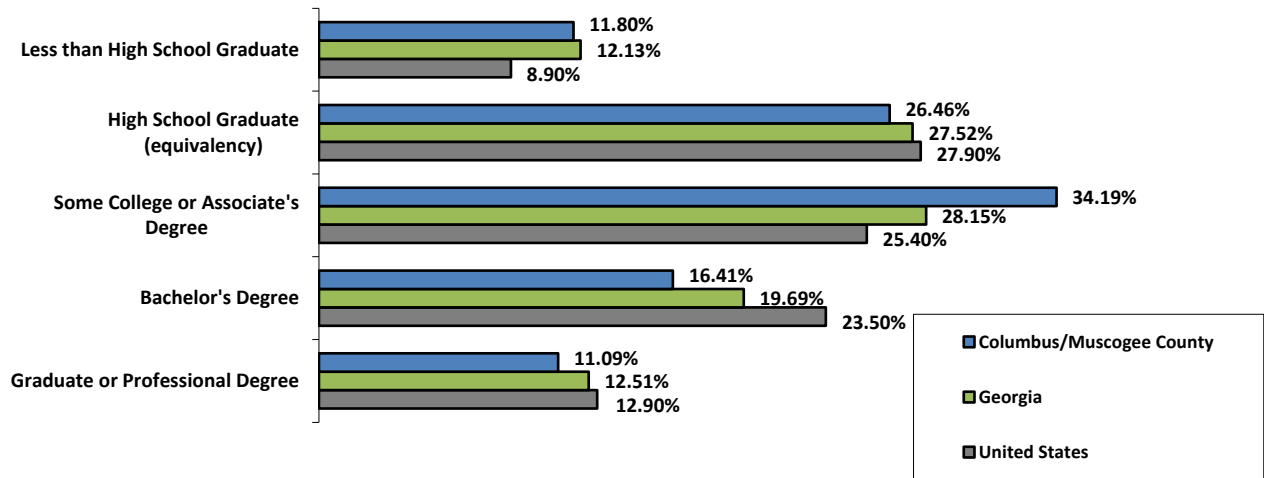


Sources: U.S. Census Bureau, 1990, 2000, 2010 and 2020 Census. Georgia Department of Community Affairs (July, 2020).

# Columbus Profile

## Education Levels

Muscogee County compares relatively on par with the state of Georgia as a whole and the United States as a whole when it comes to the education status of its residents. 27.4% of Muscogee County residents have completed high school as compared to 27.7% in Georgia and 28.8% in the US. Muscogee has considerably lower numbers of residents who have graduated with a Bachelor's degree from college than the US. The chart below depicts Muscogee County's education status relative to the other groups:



Source: U.S. Census Bureau, 2020 American Community Survey

## Gender and Age

The population is trending toward more women relative to the number of men. Many young professionals begin their family life in Columbus. The average age in Columbus is a youthful 33.6 years of age. This number is approximately 4.1 years less than the U.S. average. This shows Columbus as a strong center for vitality and spirit within Georgia and the surrounding areas. No doubt the sustained investment in the quality of life in the Columbus region has served to attract and retain young families in the area.

## Ethnicity

Columbus is comprised of primarily of three ethnicities African-American/Black (46.5%), Caucasian/White (42.5%) and Hispanic/Latin American (7.7%).

## Wealth

Columbus' steady population growth protected us from the severe swings seen recently in the U.S. real estate market. Median values of Columbus homes have not seen the dramatic increases as seen in the rest of the country. Median home values are considerably lower in Muscogee County at \$142,900 when compared to Georgia at \$190,200 and the United States at \$229,800. Muscogee County median income increased 9.6% between 2015 and 2019. This is lower than the U.S. increase of 16.6% in the same period.

## Economy

Columbus' regional economy has historically been rooted in manufacturing, but in recent years, there has been a slight shift in Columbus' economic picture. Columbus is home to AFLAC, Char-Broil, RC Cola, Total Systems (TSYS) and United Technology's Pratt & Whitney. In the past several years, international



# Columbus Profile

---

corporations such as Kia and Hyundai, and the ancillary companies that provide products and support services to those companies, have made significant regional investment in the area.

TSYS has completed its state-of-the-art uptown campus along the Chattahoochee River, a monument to the progress and development of the uptown area. The community has seen expansions in service areas and downsizing in traditionally manufacturing areas. Whatever the reason, the area continues to rebound and keep surging forward. Efforts to recruit and retain companies are championed by the Economic Development division of the Greater Columbus Chamber of Commerce, the River Valley Partnership, and other planning and development entities. Commercial and retail trade, as well as professional services, has attracted customers throughout the region, making Columbus a destination hub for the surrounding counties. In 2014, Columbus was ranked 75<sup>th</sup> in the nation for *Livability.com*'s "**Top 100 Best Places to Live.**" Cited as reasons for Columbus' outstanding "livability" ranking were its size, the diversity of its population, the relative youth of its population, and its proximity to a major international airport (in Atlanta).

## Columbus 2038

Columbus Consolidated Government is required to establish a synchronized planning program for the State of Georgia. The cornerstone of the coordinated planning program is the groundwork of a long-range comprehensive plan by each local government in Georgia. These strategies intend to highlight community goals and objectives. The Comprehensive Plan is to be used by Muscogee County as a tool to direct and guide development in a manner that insures the quality of life and service levels associated with the city are maintained at desired levels. This report will have a number of central components including:

- Identifying Issues and Opportunities;
- Identifying Existing Development Patterns
- Evaluation of Community Policies and Actions;
- Evaluation of Transportation Needs;
- Future Demographics;
- Infrastructure Needs; and
- Many Other Important Concerns



# IMPACTS TO BUDGET

---

## ***Impacts on the FY23 Budget:***

### ***Fund Balance Reserves:***

During this budget cycle, substantial attention was given to moving into the next stages of pandemic recovery. Economic burdens from an anticipation of diminishing revenues along with the rising costs of efficiently providing city services had little to no negative impact on the city's reserves balance as anticipated, particularly in the General and Other LOST funds. While Operating Budgets are just that – estimates – and no assurances can be made regarding the number of days cash on hand that the City will have as the result of implementing this Budget. It is important to advance the City's efforts and continue to reduce reliance on fund balance. While some sources of revenue have yet to fully recover from the impacts of the pandemic, we are experiencing consistent gains in others. Sales Tax remain consistent while hotel-motel and occupancy rates are nearing pre-pandemic levels. Therefore, City Council, the Mayor and others involved in the budgetary process were conscious of the issues surrounding General Fund reserve days and the changes in fund balance that the City has seen over time while deliberating and ultimately adopting this operating budget. The Budget reflects those efforts to preserve fund balance by reducing reliance on reserves to meet expenditures and obligations since reserves are established when revenues exceed expenditures.

In preparing the FY23 Budget, the City resolved itself to making systemic economic changes in order to minimize its dependency on using fund balance. The City had, in prior years, already taken some measures to reduce systemic operating deficits by reforming its Employee Pension Plan, establishing employee healthcare and wellness initiatives including its Health and Wellness Center (a primary care physician practice for use exclusively by City employees and their families), and revising its Workers Compensation Administration oversight and management structure.

### ***Expenditure Reductions:***

After determining the global and systemic changes that could be introduced to curb expenditures, most departments were then asked to operate at the same level of funding as their FY22 adopted budgets. Some departments were able to meet their funding expectations by not filling vacant positions, leaving those positions “unfunded” for some or all of FY23. Other departments will have to continuously monitor their operational expenditure targets in order to remain at FY22 levels.

The FY23 Budget includes consideration for staffing and maintaining facilities, such as the Columbus Aquatic Center and service enhancements for the Metra Transportation System. Other significant maintenance considerations are given to the many public services and quality of life services that the City provides to its citizens and visitors. The Aquatics Center, the community pool centers, ball fields, the Riverwalk and golf courses, for example, are public amenities that enrich the lives of our citizens, but they can be expensive to maintain. Revenue growth is expected from some of these amenities, but that growth will in no way cover their cost of operations.

### ***Revenue Considerations:***

Expenditure controls are only a part of the response necessary for the City to operate within its means. In the wake of strong positives on the economic development side, Columbus has seen steady growth in revenues. Although revenue growth is promising for the City, there are current factors that are taken into consideration when faced with the economic reality that there are

# IMPACTS TO BUDGET

---

changes in the economy that plays an iatrical role with the continued growth of revenue funding sources: (1) the sustained economic impacts stemming from the COVID Pandemic, which began in 2020; (2) a property tax freeze that places a ceiling on the property tax revenues that can be levied; (3) inflation; and (4) lower than anticipated growth of military and civilian personnel as a result of BRAC decisions.

***Early Budget Cycle:***

The preparation of the FY23 budget began a couple months prior to the official budget season to allow staff sufficient time to draft a balanced and comprehensive budget without the use of General Fund reserves. This change in the normal process of developing the budget allowed more time to evaluate and deliberate the proposed budget before it was adopted. This also meant projections, particularly for revenues, were based more on estimates than actual mid-year data than in prior years. Although the aforementioned estimates were a factor, the fiscal responsibility of staff during FY22 allowed for many departmental requests to be granted before the adoption of the FY23 budget. As such, when several departments requested additional funding for FY23, Council responded to the majority of the requests immediately, rather than deferring them until mid-year FY23, when actual revenues could be better gauged.

***Add/Deletes:***

Every year, there are typically items that Council decides to either add to the Mayor’s recommended budget or delete from the Mayor’s recommended budget. These are recorded on the City’s “Add/Delete List” during the budget review process and are voted on, item by item, before the final budget is adopted. All items which have been added will be included as part of the Adopted Budget while all items which have been deleted will not.

For FY2023, the following items were added or deleted by Council thereby adjusting the Mayor’s Recommended Budget:

Department	Amount Added or Deleted	Fund	Purpose
District Attorney	\$53,826	General Fund	Increase DA discretionary supplement funds by additional \$50k for total of \$100k.
Interfund Transfer	\$53,826	OLOST	Increase DA discretionary supplement funds by additional \$50k for total of \$100k. Transfer in Revenue.

***Key Budget Initiatives for FY2023:***

- Reduced subsidy/support for certain component units and affiliate units.
- Continued financial restructuring of certain economic development obligations to increase available funding for new projects.
- Continued hiring freeze which began in FY2014.
- Unfunded vacant positions through FY2023.
- Managed care contract for jail and prison inmate medical care.
- Maintaining prior year funding levels for most departments through continued monitoring of operational budgets.



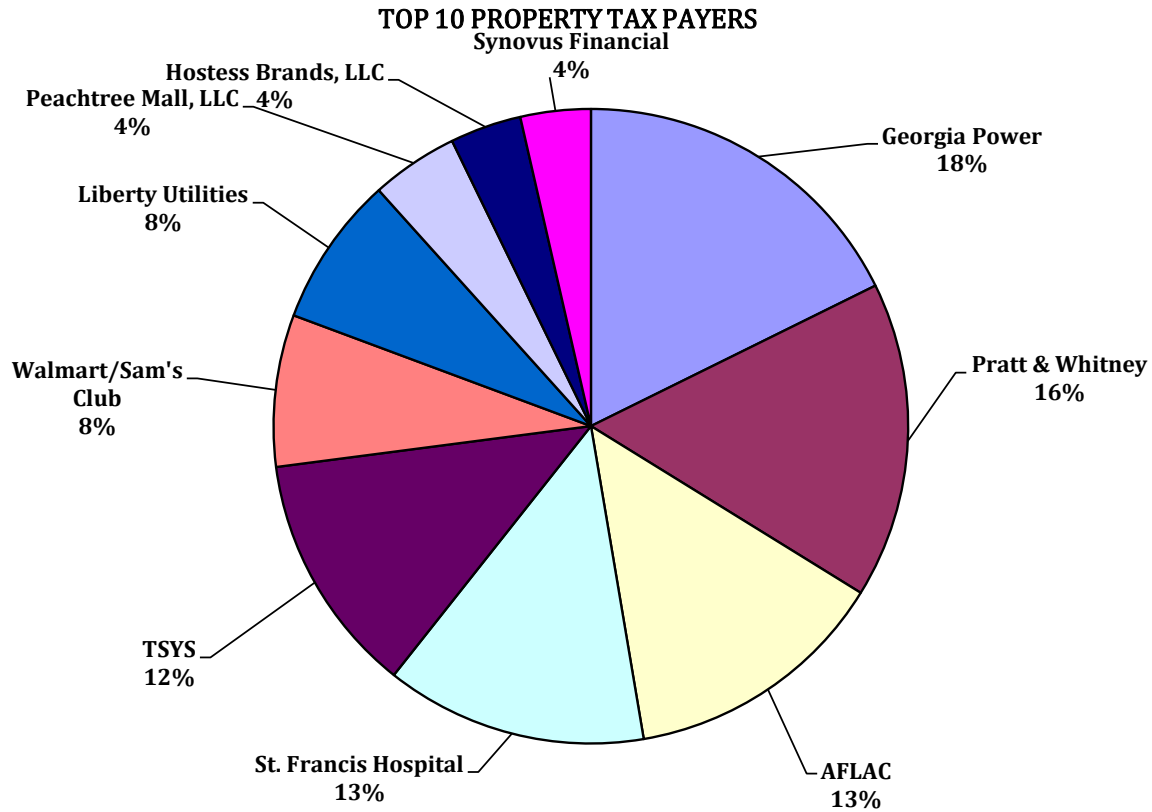
## IMPACTS TO BUDGET

---

### *Summary:*

As a result of steady economic growth pertaining to revenues and modest expenditures, CCG can focus on addressing some much needed improvements while maintaining its fiscal responsibility to the citizens. CCG will maintain its task of providing the superior level of services that its citizens expect and deserve. As such, the Operating Budget for FY23 has increase overall from \$296,552,993 in FY22 to **\$314,533,253** for FY23 - a change of approximately 6.06%. Most departments were asked to maintain the funding levels for their FY23 operating expenditures to their FY22 Adopted Budget levels, in order to continue their normal course of business. They were able to successfully accomplish this task by leaving vacant positions unfilled and unfunded and by continuing to operate under lean conditions, the same as in prior years. In addition to a tight operating budget, and a projected increase in revenue, the Capital Plan will be able to fulfill some of its much needed obligations. Some of which will occur at the first of the calendar year, when other resources are be identified from revenues or other sources to pay for them. Even with the relatively austere operating budget adopted, the City expects to still utilize approximately **\$15,088,558 of its fund balance** in order to balance its FY23 total operating budget due to the ability to address some much need improvements within the City of Columbus.

# COLUMBUS BUSINESSES

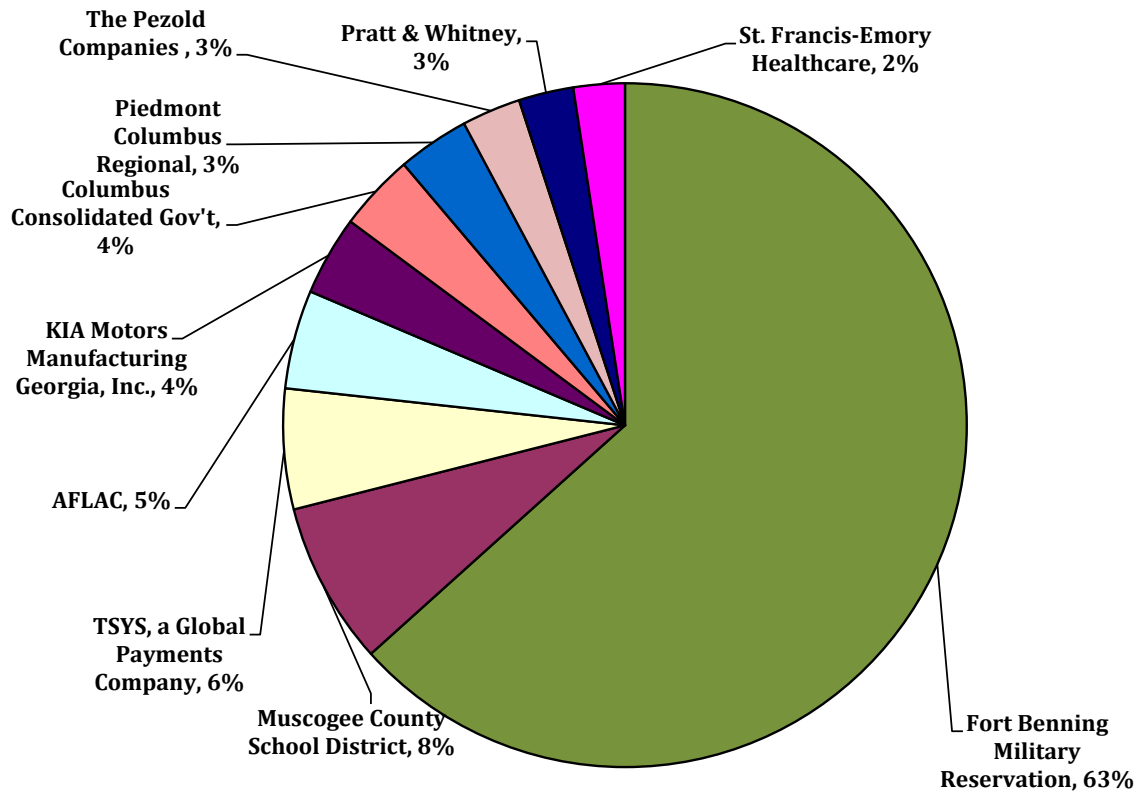


<u>Taxpayer</u>	<u>Type of Business</u>	<u>Taxes Levied</u>	<u>% to Total</u>
Georgia Power	Utility	\$ 4,184,049	18%
Pratt & Whitney	Manufacturing	3,804,214	16%
AFLAC	Insurance	3,197,606	14%
St. Francis Hospital	Hospital	3,148,774	13%
TSYS	Credit Card Processing	2,903,318	12%
Walmart/Sam's Club	Retail	1,829,701	8%
Liberty Utilities	Utility	1,810,628	8%
Peachtree Mall, LLC	Shopping Mall	1,049,383	4%
Hostess Brands, LLC	Food Processing	860,693	4%
Synovus Financial	Banking	843,767	4%
<b>Total of Top 10 Property Tax Payers</b>		<b>\$ 23,632,133</b>	

Note: Numbers provided per Muscogee County Tax Commissioner's Office for FY22. The information provided relates to the Consolidated Government's tax levies, and does not include taxes collected on behalf of other governmental entities.

# COLUMBUS BUSINESSES

## REGION'S TOP 10 EMPLOYERS



<u>Employer</u>	<u>Type of Business</u>	<u>Employees</u>	<u>% to Total</u>
Fort Benning Military Reservation	U.S. Army Base	45,320	63%
Muscogee County School District	School System	5,500	8%
TSYS, a Global Payments Company	Credit Card Processing	4,075	6%
AFLAC	Insurance	3,335	5%
KIA Motors Manufacturing Georgia, Inc.	Manufacturing	2,700	4%
Columbus Consolidated Gov't	Local Government	2,600	4%
Piedmont Columbus Regional	Hospital	2,430	3%
The Pezold Companies	Hospitality	2,000	3%
Pratt & Whitney	Aerospace	1,850	3%
St. Francis-Emory Healthcare	Healthcare	1,735	2%
Total of Top 10 Employers		71,545	

Source: Greater Columbus Chamber of Commerce, December, 2020



# Strategic Planning Process



This strategic plan is the result of input from citizens and city leadership regarding future growth in Columbus as part of a comprehensive master plan that will be used to guide our progress forward. We have analyzed this information and compiled it into five categories thereby creating “Vision Columbus - Five Foundations of Performance” badges which are used to align organizational goals and objectives with strategic plans and budget decisions.



# VISION COLUMBUS



The Five Foundations

## Collaboration

*working together for a brighter Columbus*

- Foster partnership opportunities between Columbus Consolidated Government's local and regional partners.
- Encourage and promote unity and sensitivity to diversity through positive partnership interactions.
- Provide and expand citizen living, health and educational services throughout the community.
- Garner citizen support for a tax system that is sustainable and encourages growth.



*providing excellent services to Columbus citizens*

## Quality



- Maximize the quality of life through dignity, respect and opportunity access for all citizens.
- Build a better community through citizen access to a progressive, affordable, and safe lifestyle.
- Provide an efficient, sustainable, diverse, and eco-friendly interconnected city with a high quality of life rating.
- Provide structure and enforcement for the improvement of the City's physical appearance.

## Professionalism

*providing a qualified, skilled and committed workforce*

- Build a well-staffed, well-trained, fully equipped city workforce sensitive to citizens' diversity.
- Provide a forum that encourages citizen conversation to achieve success in family and life.
- Improve effective public safety response time to meet national standards and accreditation criteria.
- Provide easy and convenient access to public services for all citizens.



*building for a brighter Columbus*

## Innovation



- Guide development to insure quality of life, diversity, and maximized re-investment.
- Develop and attract economic investment in Columbus that will create a 21st Century model city.
- Enhance the quality of life for all citizens by providing programs for all age groups.
- Plan, provide, and enhance safe, reliable, dependable and cost-effective multiple mobility options dedicated to community needs.

## Preservation

*preserving the integrity of Columbus*

- Promote, enhance, and protect the historical, cultural, and environmental aesthetics of Columbus.
- Focus efforts to maintain the livability and environmental quality of all public spaces.
- Balance existing revenue sources to provide maximum stability.



## **QUICK LINKS GUIDE**

There are three tools that will help the reader locate information in the current Operating Budget for Columbus, Georgia. The first is the traditional **Table of Contents**, which outlines the entire document. The Table of Contents provides traditional page number indexing, as well as embedded hyperlinks to key sections of the Budget Book. For those who are viewing our Budget Book online, this **Quick Links Guide** provides the easiest way to navigate to areas of the document which may be of particular interest to the reader. This page is loaded with HYPERLINKS (denoted by underlined text) which allow you to be automatically navigated to your page of interest simply by clicking on the underlined text. If you have a similar question, this is the quickest way to find the answer. Last is the **Document Notes** on the following page, which briefly explains what each section of the book contains.

<b>QUESTION:</b>	<b>WHERE TO LOOK:</b>
What is the City’s total operating budget for the upcoming fiscal year?	Financial Summary “Big Picture” City Manager’s Letter
What were the most critical budget issues this year?	Impacts on the Budget
What is the City’s process for coming up with the annual operating budget?	Budgetary Policy Budget Process City Manager’s Letter
What does the City spend its money on?	City Manager’s Letter “Big Picture” Expenditures Financial Summaries Expenditures by Fund
Where does the City get its revenues?	Financial Summaries “Big Picture”
What are the goals and objectives of the City?	Vision Columbus Mayor’s Letter City Manager’s Letter
What is the budgeted allocation for each department?	Section D: Expenditures by Fund
What is the background and current economic condition of Columbus?	Welcome to Columbus Columbus Profile
What City funds are included in the Operating Budget and what is each fund for?	Primer on City Funds Financial Summaries
What is the breakdown of each fund’s revenues, expenditures, and fund balance?	Summary of Revenues, Expenditures and Changes in Fund Balance
What if I don’t understand a word or abbreviation?	Glossary Acronyms
Where can I find information about the City’s capital projects and facilities?	Capital Improvement Book (separate document- click for link on web version)
Who are the top employers in Columbus?	Columbus Businesses
Where can I find a historical record of past budgets?	Trend Analysis
What is the long-term forecast for Columbus’ budget?	Projections
What will Columbus have to pay on its debt this year?	Debt Service Fund
How much remains in the Local Option Sales Tax Fund, and what will it be used for?	LOST Fund Overview LOST Fund Expenditures
Who are our City Councilors and government leaders?	Introduction- Mayor and Council Acknowledgements



## **DOCUMENT NOTES**

The Columbus Consolidated Government budget document provides comprehensive information about the government's policies, goals, financial structure and operations. This document also contains information on major initiatives, demographics of the city and capital budget.

**Introduction/Overview Section:** This section contains the transmittal letters from the Mayor and City Manager, organizational chart, overview and general information on Columbus. This section also contains a description of the economic conditions and other factors which provide the framework for our annual operating budget plan.

**Section A: Budgetary Policy.** This section includes the policies and procedures that govern the budget process. There is also a summary of the budget process and calendar.

**Section B: Financial Summaries.** This section provides a graphic and financial overview of each adopted operating fund along with highlights on significant revenues and expenditures. Also in this section is the Capital Improvements Program summary, a summarized historical trend analysis, and a financial projection analysis.

**Section C: Personnel.** In this section we describe the benefit package and present a history of authorized positions combined for all funds.

**Section D: Operating Fund Summaries.** This section provides descriptions of each department, its operating budget, its performance indicators, and its personnel. This section is arranged by major operating fund and then by department budget allocation within each operating fund.

**The Appendix** section includes a variety of data, which should be useful to the reader in better understanding the budget. Also, in this section is a **Glossary** for those not familiar with governmental terms, a list of **Acronyms** we have used, and the **Capital Outlay** listing. *Please note:* The **Capital Improvement Program** has been moved to a separate document, providing detailed information on the various projects. This separate document can be found at the end of this book on the digital version.

This Budget Book includes the Operating Funds of Columbus Consolidated Government. The Capital Improvement Program can be found in a separate document, which is appended to the end of this document on the web version. Some departments have budget allocations in more than one fund. This is important to bear in mind when evaluating the budgets of an individual department, which may have multiple funding sources. For example, several Public Safety departments have funds in the General Fund and in the Other LOST Fund, so both fund allocations would need to be considered for the totality of that department's individual budget allocation.

The Operating Budget book and the Capital Improvements Program Budget book have been formatted such that they are available in traditional bound paper versions as well as in digital format on the website. The digital versions have been embedded with hyperlinks to facilitate ease of navigation throughout the documents. To engage a hyperlink, simply single left-click on any text that is found with a bold underline (see example below) and the document will navigate directly to that content. Example of Hyperlink: To go directly to the Big Picture Section, click on the bold, underlined text.

## **DOCUMENT NOTES**

A dedicated effort is made to inform our taxpayers and stakeholders, our community, and the general public about the government that serves them. The budget is formally presented to City Council at budget meetings which are publicly televised through the city's government access channel and through live streaming on the internet through the City's website. Many of the issues addressed in the budget process are discussed with Council on air. For those who cannot view the live sessions, all sessions are recorded and are available 24/7 on the Columbus city website, and the complete budget document is placed in digital form on the city's website as well (see hyperlinks and website navigation below). A printed copy of this budget document is placed on file with the Clerk of Council in accordance with the City Charter.

Comments or questions about the budget may be mailed to the Finance Director's Office at P.O. Box 1340 Columbus, GA 31902 The Financial Planning Division may be contacted at (706) 225-4087.

City Council Sessions Recordings: [www.columbusga.gov/Council](http://www.columbusga.gov/Council)

Current and Previous Budget Books: [www.columbusga.gov/Finance](http://www.columbusga.gov/Finance)

Columbus Consolidated Government was awarded its first Distinguished Budget Presentation Award for FY1992 and we have received the award every year since. We believe that this document continues in that same proud tradition. Additionally, CCG has also received the Certificate for Achievement for Excellence in Financial Reporting for the Annual Comprehensive Financial Report (ACFR) since FY1990.



# Budgetary Policy

## INCLUDED IN THIS SECTION:

- Budget Preparation & Management Policies
- Budget Calendar

A



# **POLICIES AND PROCEDURES**

---

The Annual Budget is a fiscal plan, which presents the services to be provided to the community and the funds necessary to perform these services. Key steps in this process are described within.

## **Budget Preparation**

The Columbus Consolidated Government (CCG) operates under a fiscal year that begins July 1 and ends June 30. The major steps in the process are outlined below:

### **Budget Adoption**

- Step 1: Beginning in November, Financial Planning prepares the budget database and reports showing prior years' actual expenditures and revenues and compares those to their budgeted targets. Any anomalies are reviewed and adjusted for the upcoming budget year. Upcoming and long-range challenges and opportunities are evaluated. Operating trends, as well as, economic indicators are taken into consideration when preparing estimates for budgeted revenues and expenditures. Expected changes in pay plan, benefits, gas, water, electricity, motor fuel, capital items, etc., are also considered. This database is used as the financial framework for budget preparation.
- Step 2: Beginning in January, departments are asked to evaluate and update their goals and objectives, and their relevant performance indicators, for the coming fiscal year. Any major changes in operations are considered and shared with Financial Planning to ensure that the new budget reflects those operational changes as appropriate.
- Step 3: Between January and March, Financial Planning prepares a draft of the Operating Budget for the Mayor's consideration. During this time, the Mayor and City Manager review departmental operations and consider any new budget requests in order to propose a recommended balanced budget. Financial Planning prepares the final Recommended Budget plan for the Mayor's approval and presentation to Council.
- Step 4: No fewer than sixty (60) days prior to the fiscal year commencing July 1, the Mayor submits to Council a proposed operating budget for all operating funds. The Operating Budget includes recommended expenditures and the means of financing them.
- Step 5: A series of workshops and public hearings are held before making final changes to the Mayor's recommended budget.
- Step 6: The Annual Budget is formally adopted by Council before July 1.

### **Expenditure Control**

Once the Annual Budget has been adopted, expenditure control is maintained on the appropriation unit basis (group of accounts) with capital expenditures maintained under full control. Throughout the year, all expenditures and revenues are monitored.

### **Budget Control**

Georgia Law, O.C.G.A. 36-81-3 establishes the legal level of budgetary control as the department. Within the overall budget limitations, authority is delegated to the City Manager. *When acting on the authority delegated by the City Manager to the Finance Director, it is recommended that intra-departmental transfers of appropriation and revenue anticipation may be approved as deemed necessary.* Under no circumstances, however, may the total budget of any department be increased or decreased without Council approval.

# **POLICIES AND PROCEDURES**

---

## **Budget Amendments**

Amendments affecting the bottom line of any department are approved solely by Council. Section 7- 404 of the City Charter describes the authority:

“The Council may make appropriations [revenue and expense] in addition to those contained in the current operating or capital budgets at any regular or special meeting called for such purposes.”

## **Policy Guidelines**

The overall goal of the City’s Financial Plan is to establish and maintain effective management of the City’s financial resources. The informal statements of budgetary policies provide the basis for achieving this goal.

The following section outlines the policies used to guide the preparation and management of the City’s budget. The section consists of operating budget policies, capital expenditures, policies, revenue policies and financial accounting policies.

The development and preparation of the City’s budget are guided by the following policies.

- All funds are required to balance. Anticipated revenue must equal the sum of budgeted expenditures. To the extent possible, all funds should be included in the budget process along with work programs, objectives and strategies.
- The Capital Improvement Program requires coordination and planning in conjunction with the various operating fund budgets.
- The General Fund is based on a long-range financial plan, which includes unallocated fund reserves. The goal is to keep the reserve at approximately 90 days, but no less than 60 days, of budgeted expenditures. This reserve protects the City against catastrophic revenue losses and major emergency expenditures and provides cash flow.

## **Revenue Policies**

The City will maintain effective collections systems and implement aggressive enforcement strategies in order to maximize revenues from available sources.

The City will maintain a broad revenue base; that is, a large number of widely diversified revenue sources that will be established and maintained in order to distribute the revenue burden equitably and protect the City from short-term fluctuations in any one revenue source.

The City will implement user fees in all areas where feasible and productive as well as seek to set fees at levels related to the costs of providing the services. Moreover, user fees will be reviewed annually as part of the budget process and will be adjusted to maintain or move incrementally closer to full coverage of activities.

The projection of revenues will receive conservative treatment in order that actual revenues at the fund level will consistently equal or exceed budgeted revenues.

## **Financial Structure**

The financial transactions of the City are budgeted and recorded in individual funds. A fund is an independent financial and accounting entity. It is a set of interrelated accounts used to record revenues and expenditures associated with a specific purpose. Funds have a balancing set of accounts and records, cash and other financial resources in conjunction with all related liabilities and residual equities, which are segregated for the purpose of carrying on specific activities or

## **POLICIES AND PROCEDURES**

---

attaining certain objectives in accordance with special regulations or restrictions. Although funds are independent entities within the financial records of a government, there is no requirement to physically segregate the assets. Funds are classified into three basic types: governmental, proprietary or fiduciary.

### **Government Funds**

Governmental funds are used to account for all or most of the government's general activities, including the collection and disbursement of earmarked monies, the acquisition or construction of general fixed assets and the servicing of general long-term debt.

The City utilizes the following types of governmental funds:

- The General Fund is the principal fund of the Consolidated Government and is used to account for all major activities of the government such as Police, Fire and Recreation.
- Special Revenue Funds are used to account for the proceeds of specific revenue sources legally restricted to expenditures of specific purposes. The Stormwater (Sewer), Paving and Medical Center Funds are examples of special revenue funds.
- Debt Service Funds account for the accumulation of resources for the payment of general long-term liability, principal, interest and related costs. The City's Debt Service Fund includes requirements to meet the general obligation bond issues, lease contracts, and lease purchase programs.
- Capital Project Funds are used to account for financial resources for the acquisition, renovation or construction of major capital facilities and improvements.

### **Proprietary Funds**

Proprietary Funds are used to account for activities similar to those found in the private sector. The proprietary funds utilized by the City are as follows:

- Enterprise funds account for activities that are usually self-sustaining, principally through user charges for services rendered. An example of an enterprise fund is the Transportation System Fund.
- Internal Service Funds account for the financing of goods and services provided by one department or agency to other departments or agencies for the government on a cost reimbursement basis. The Risk Management and Employee Health Insurance funds have been added to the Operating Budget.

### **Fiduciary Funds**

Fiduciary funds are used to report assets held in a trustee or agency capacity for others and therefore cannot be used to support the government's own operations. When these assets are held under the terms of a formal trust agreement either a pension trust fund or a private purpose trust fund is used. Agency funds generally are used to account for assets that the government holds on behalf of others as their agent. Traditionally these funds have not been included in the Operating Budget because the receipt of revenue is uncertain.

## **PRIMER ON CITY FUNDS**

Columbus' funds are organized according to fund origin and utilization of funds. Several departments receive funding sources in more than one fund, so it is important to consider all funding sources when evaluating the operating budget of a particular individual department. Here is a brief description of each fund included in this Operating Budget:



## **POLICIES AND PROCEDURES**

---

### **OPERATING FUNDS (Fund Number)**

***General Fund (0101)*** The General Fund supports the operations of the City. All departments of the General Government and Public Safety are supported by the General Fund, as are most ancillary operations and units. The General Fund receives funding from a number of sources including the millage, other taxes, fees, service charges, fines, and inter-fund transfers.

***LOST Funds (0102,0109)*** There are two Local Option Sales Tax (LOST) funds: one is to support Public Safety (Crime Prevention, Police/E-911, Fire/EMS, Muscogee County Prison, Sheriff, Municipal Court/Marshal, District Attorney, Homeland Security, State Court Solicitor, Recorder's Court, Coroner, and METRA); the other is for Infrastructure (Public Works, Parks and Recreation, Engineering, and Information Technology).

***Stormwater (0202)*** Stormwater funds support the stormwater and drainage systems of the City and provide funding for the maintenance of sewers and drainage systems maintained by Engineering and Public Works. The fund was named "Stormwater" to differentiate City stormwater and drainage services from those provided by Columbus Water Works, which provides primary sewage services for the City. Stormwater funding comes largely from the millage.

***Paving Fund (0203)*** Paving funds are used for highways, roads and streets, right-of-way maintenance, repairs, landscaping, and related services. Paving funds come from the millage and related fees.

***Indigent Care Fund (0204)*** The Columbus Consolidated Government will provide funding for indigent Muscogee County residents and inmates with revenue produced by an annual appropriation of property tax millage which is intended to cover such services provided after approved of said services by the Consolidated Government.

***Integrated Waste (0207)*** The Integrated Waste Management fund supports Public Works and Parks and Recreation Services to collect, transport and recycle or dispose of solid waste. This fund also supports several landfills owned by the City and the Recycling Sustainability Center. Integrated waste funds come from solid waste collection fees, landfill fees and recycling fees.

***Emergency/E-911(0209)*** The Emergency Telephone/E-911 fund supports maintenance of the City's central emergency call and dispatch system (E-911) and is funded through wireless surcharges and other fees.

***CDBG (0210)*** The Community Development Block Grant (CDBG) fund is a repository for grants from the Department of Housing and Urban Development (HUD) which funds certain housing and community development programs for the City.

***WIOA (0220)*** The Workforce Innovation & Opportunity Act fund is a repository for grants from the Department of Economic Development which funds certain community jobs training and development under the Job Training Partnership Act.

***Econ Development (0230)*** The Economic Development fund supports investment by the City in

## **POLICIES AND PROCEDURES**

---

Economic Development Authority projects. It is directly funded by a portion of the millage and is utilized at the discretion of City Council.

***Debt Service Fund (0405)*** The Debt Service fund is the repository for funds utilized to repay bonded and other debt obligations of the City, including the bonds issued by the Columbus Building Authority.

***Transport/METRA (0751)*** The Transportation fund supports the operation of the City's public transportation system, METRA, which includes buses and specialty vehicles. It is funded by transportation grants, service fees and the millage.

***Trade Center Fund (0753)*** The Columbus IronWorks Convention and Trade Center is owned and operated by the City. This fund supports all operations of the Trade Center and is funded by Trade Center revenues as well as Selective Sales and Use Taxes.

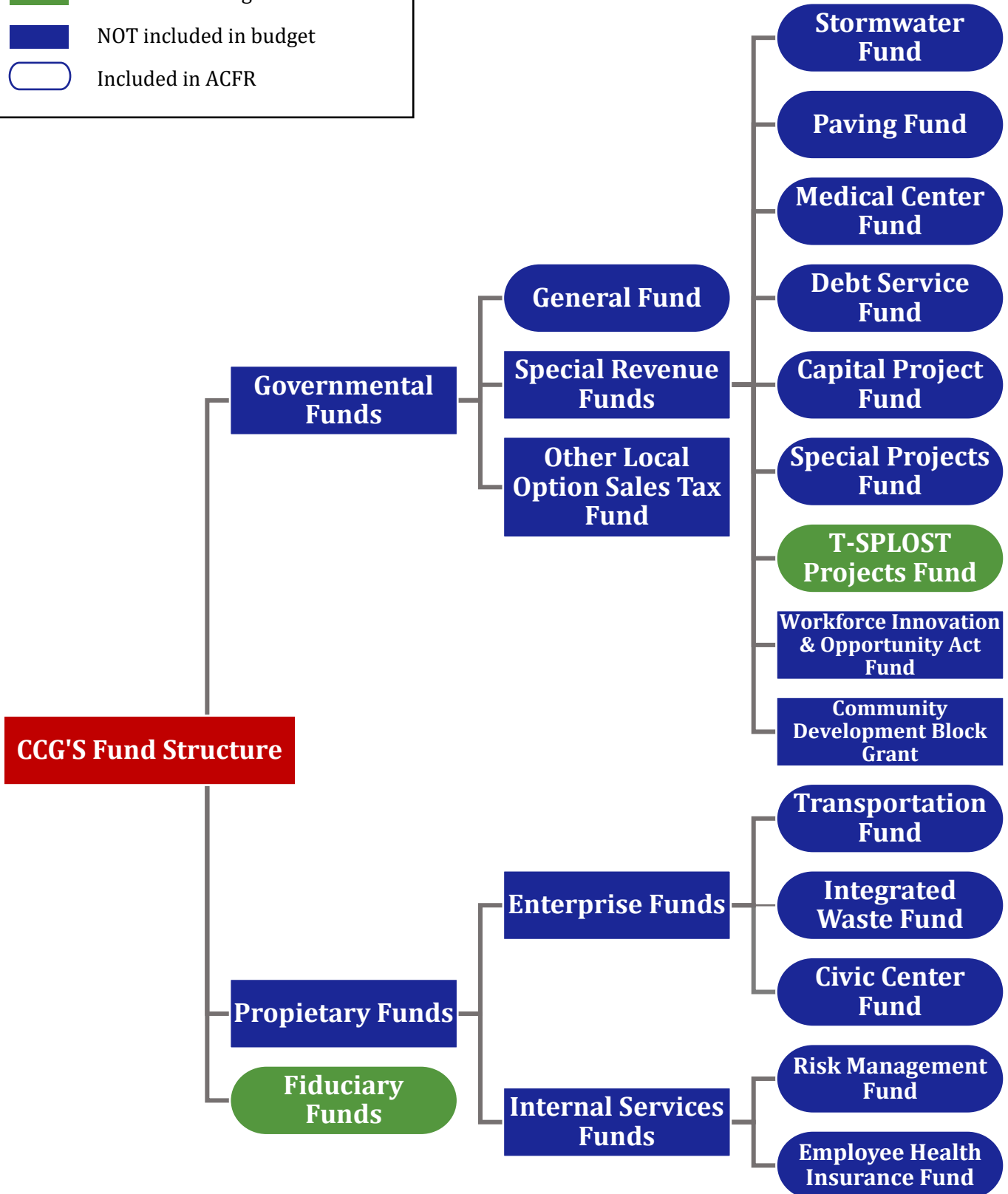
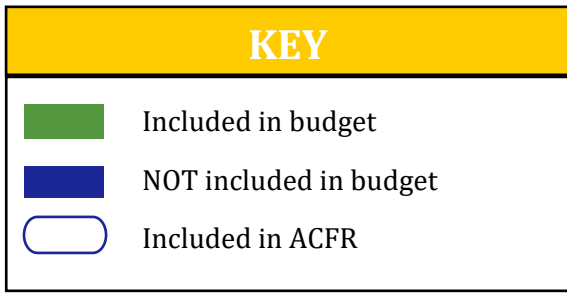
***Bull Creek/Oxbow (0755/6)*** The operations of both City-owned public golf courses are supported by these two funds. Golf course revenues provide the primary source of funding.

***Civic Center (0757)*** The Civic Center is owned and operated by the City and this fund supports those operations. Funding comes from event revenues, service fees, and the Hotel/Motel Tax.

***Employee Health (0850)*** This fund is a repository for the City's self-funded employee health care program and the employee life insurance program.

***Risk Management (0860)*** This fund is a repository for the City's self-insured Workers Compensation program and vehicle claims management program.

# FUND STRUCTURE



## **POLICIES AND PROCEDURES**

---

### **Accounting Basis**

In June 1999, GASB released a new rule known as Statement 34. Often referred to as the “reporting model rule,” Statement 34 radically changes the rules by which governmental financial statements are to be organized and presented to readers. The operational accountability is addressed in the government-wide financial statements, which are prepared on a full accrual basis. Information about the cost of delivering services to the citizens and the government’s infrastructure assets are included as well. The fiscal accountability is considered through the individual fund financial statements, which account for current financial resources of government through the modified accrual basis for governmental activities.

The government-wide financial statements are reported using the economic resources measurement focus and the accrual basis of accounting, as are the proprietary fund and fiduciary fund financial statements. Revenues are recorded when earned and expenses are recorded when a liability is incurred, regardless of the timing of related cash flows. Property taxes are recognized as revenues in the year for which they are levied, if they are collected within 60 days after year end. Grants and similar items are recognized as revenue as soon as eligibility requirements imposed by the provider have been met.

Governmental fund financial statements are reported using the current financial resources measurement focus and the modified accrual basis of accounting. Revenues are recognized as soon as they are both measurable and available. Revenues are considered to be available when they are collectible within the current period or soon enough thereafter to pay liabilities of the current period. For this purpose, the government considers revenues to be available if they are collected within 60 days of the end of the current fiscal period. Expenditures generally are recorded when a liability is incurred, as under accrual accounting. However, debt service expenditures, as well as expenditures related to compensated absences and claims and judgments are recorded only when payment is due.

### **Budgetary Basis**

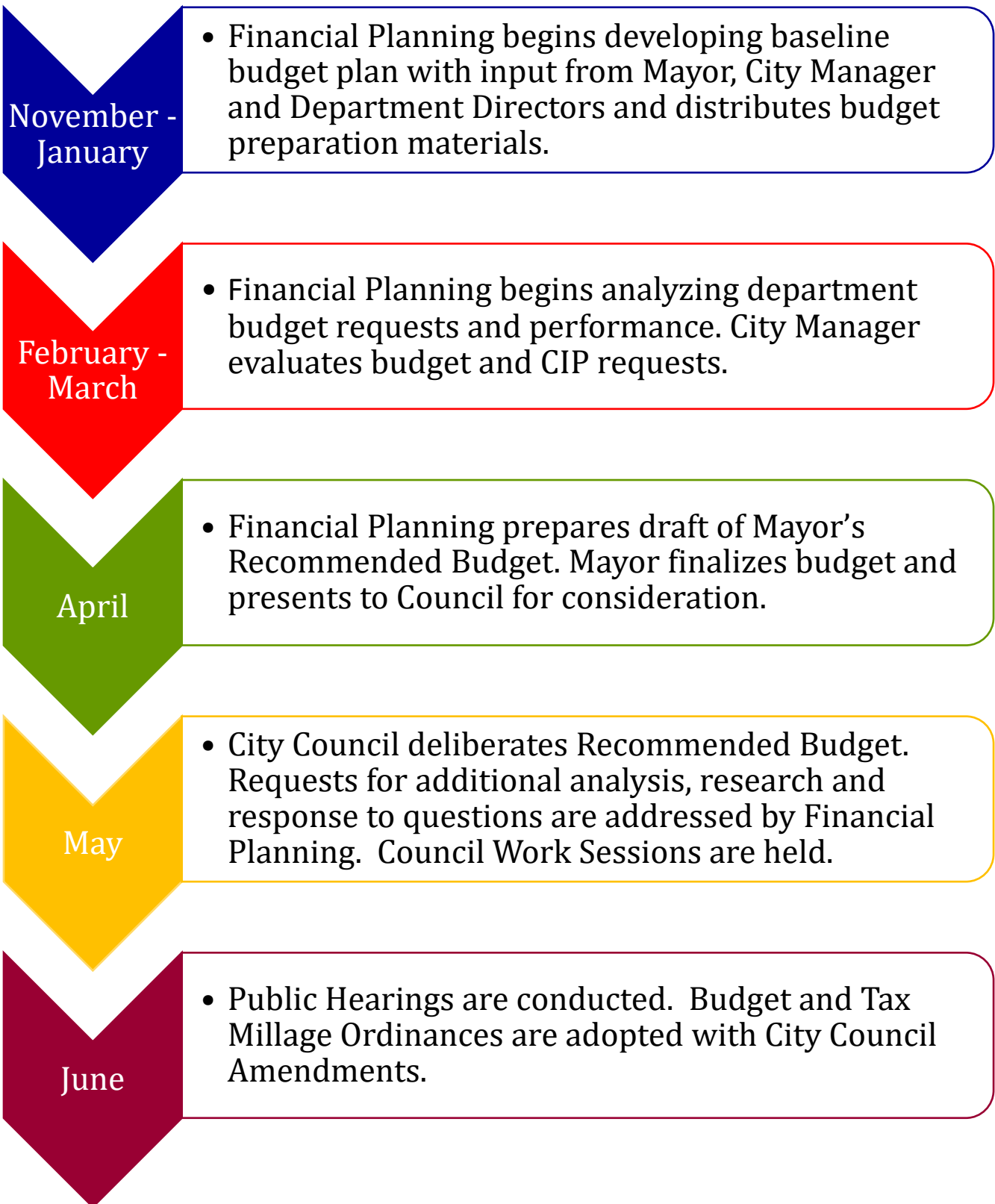
All budgets are adopted on a basis consistent with Generally Accepted Accounting Principles (GAAP). The General, Special Revenue, Debt Service and Capital Projects funds are developed on a modified accrual basis. The Enterprise Funds are developed on the accrual basis. All annual appropriations lapse at the fiscal year end. The basis for budgeting is consistent with the basis for accounting with the difference being encumbrances. The notable exception between the budgetary and accounting basis is the manner in which encumbrances are treated. Encumbrances represent commitments related to unperformed contracts for goods or services. Encumbrance accounting - under which purchase orders, contracts and other commitments for expenditures of resources are recorded to reserve that portion of the applicable appropriation - is utilized in governmental funds. Encumbrances outstanding at year-end are reported as reservations of fund balances and do not constitute expenditures because the commitments will be honored through subsequent year’s budget appropriations. The other exceptions worth noting deal with capital outlay within the enterprise funds which are recorded as assets on a GAAP basis and expended on a budget basis; depreciation expense is recorded on a GAAP basis only.



## **POLICIES AND PROCEDURES**

---

### **BUDGET PREPARATION SCHEDULE: FY2023 Budget**



## FY2023 BUDGET REVIEW SCHEDULE

DATE	TIME		
April 26, 2022			Presentation of the FY2023 Mayor's Recommended Budget
May 3, 2022	12 p.m - 3 p.m.	Budget Review Meeting	Overview, Department/Agency Presentations
May 10, 2022	12 p.m. - 3 p.m.	Immediately following Council Meeting	Department/Agency Presentations
May 17, 2022	9 a.m. - 3 p.m.	Budget Review Meeting	Department/Agency Presentations, Add/Delete List
June 7, 2022			Advertise FY23 Budget and Taxpayer Bill of Rights Public Hearings for June 14th
June 14, 2022	9 a.m	Regular Council Meeting	1st Taxpayer Bill of Rights Public Hearing, 1st Reading of the Budget Ordinance
	6 p.m.		2nd Taxpayer Bill of Rights Public Hearing
			Advertise 5 year Tax Millage History and Taxpayer Bill of Rights Public Hearings for June 21st
June 21, 2022	9 a.m.	Special Called Council Meeting	3rd Taxpayer Bill of Rights Public Hearing, 2nd Reading of the Budget Ordinance, 1st Reading of the Millage Ordinance
June 28, 2022	5:30 p.m.	Regular Council Meeting	2nd Reading of the Millage Ordinance



# Financial Summaries

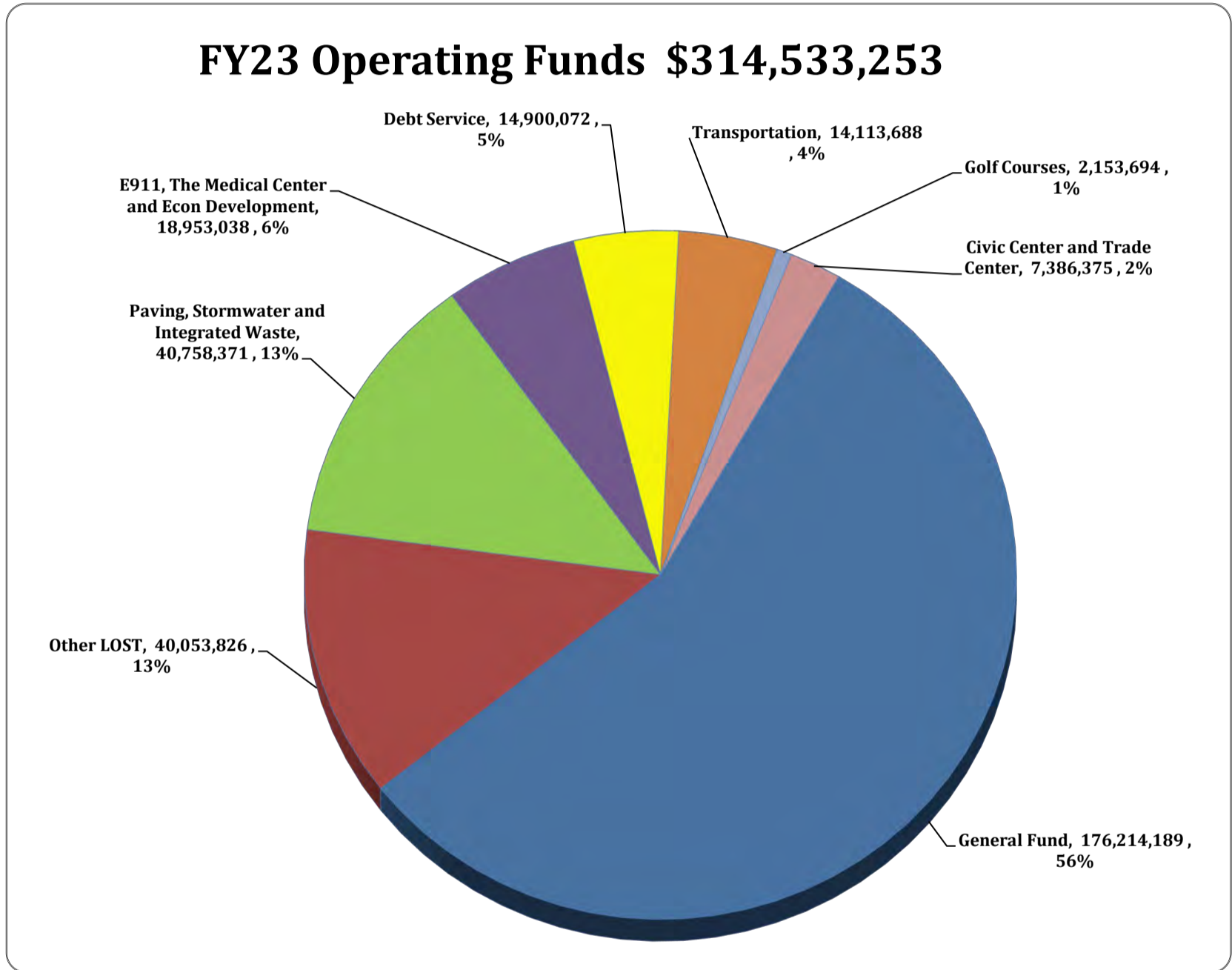
## INCLUDED IN THIS SECTION:

- Revenues & Expenditures by Fund
- Big Picture Summary

**FINANCIAL SUMMARY / OPERATING FUNDS**

**The Big Picture**

Columbus Consolidated Government operations and services are funded principally through the General Fund, through which the City's primary revenues and expenditures flow. All major departments of the City have apportionments in the General Fund. These are described in detail in Section D. Proceeds from Other Local Option Sales Tax ("OLOST") reside in the LOST Fund. 70% of this fund supports Public Safety while the remainder supports General Government operations and infrastructure. Other operating funds included in this Budget are as follows: Stormwater (Sewer), Paving, and Integrated Waste, which support infrastructure; E-911 (Public Safety); Medical Center (indigent and prisoner healthcare); Economic Development; Transportation (METRA) and Parking Management; Trade Center; Bull Creek and Oxbow Creek Golf Courses; and the Civic Center. Dollar amounts of each fund as projected for FY2023 are shown below:

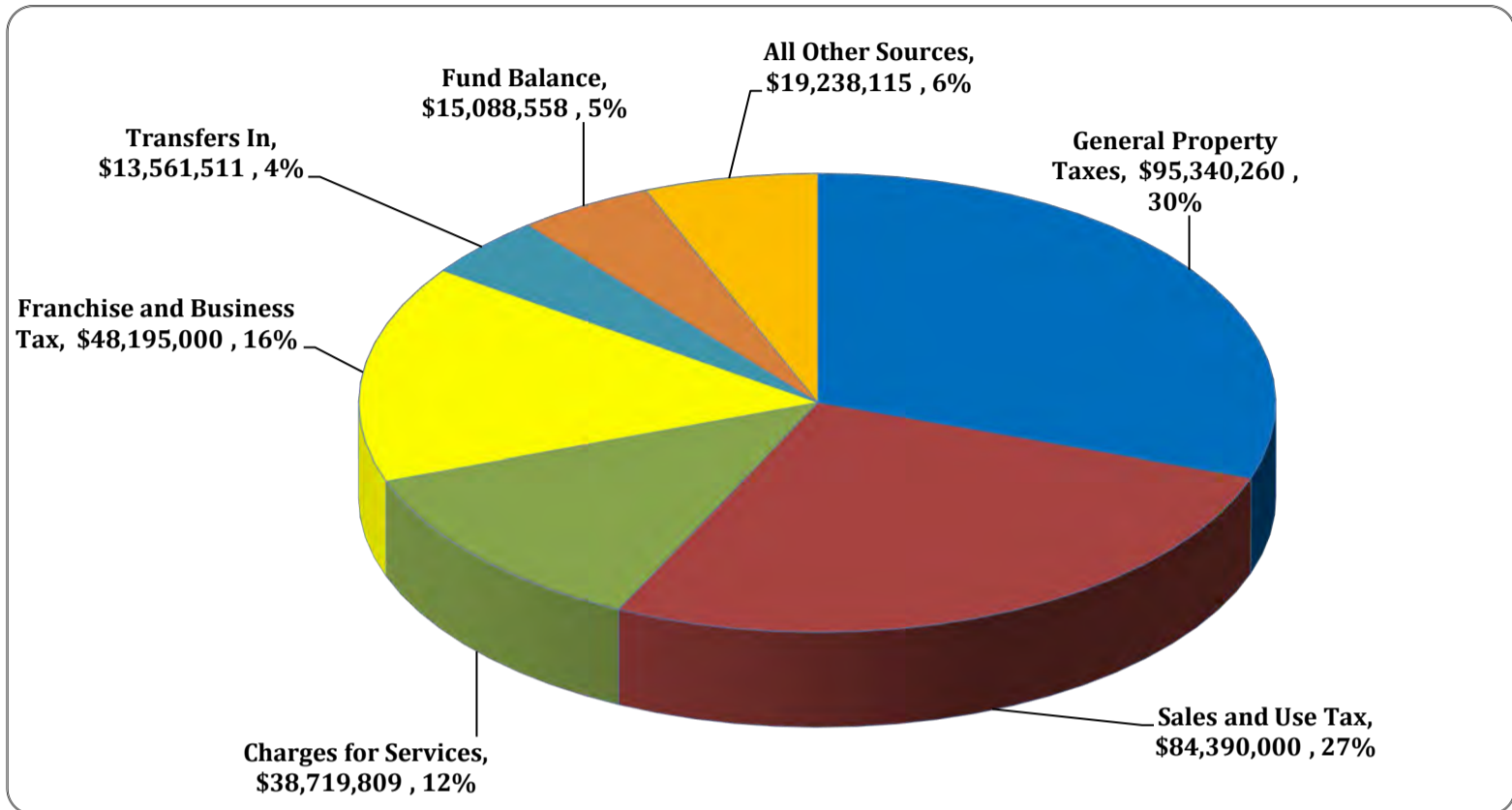




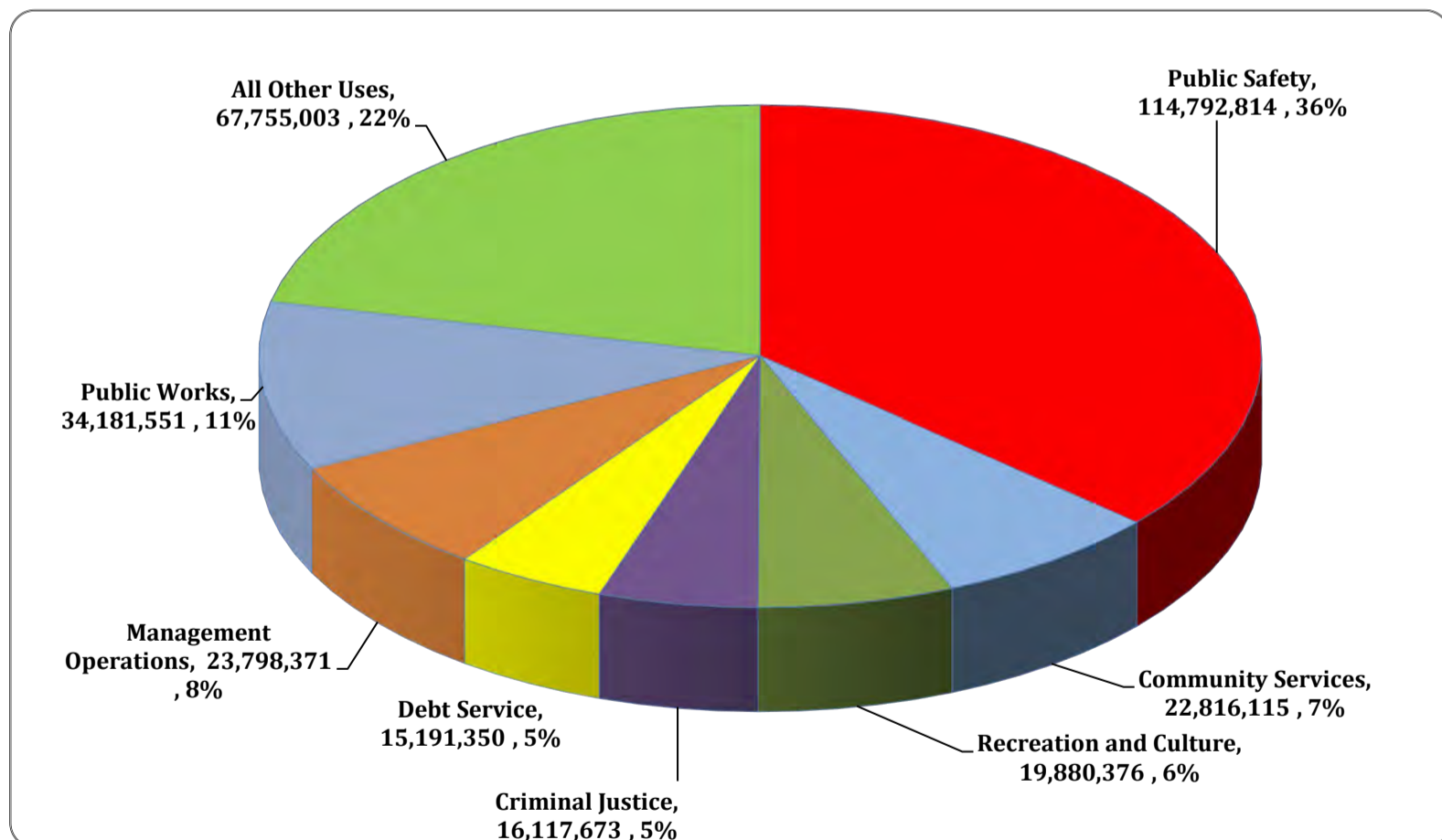
**FINANCIAL SUMMARY / OPERATING FUNDS**

**The Big Picture**

*Where the money comes from... revenue sources*

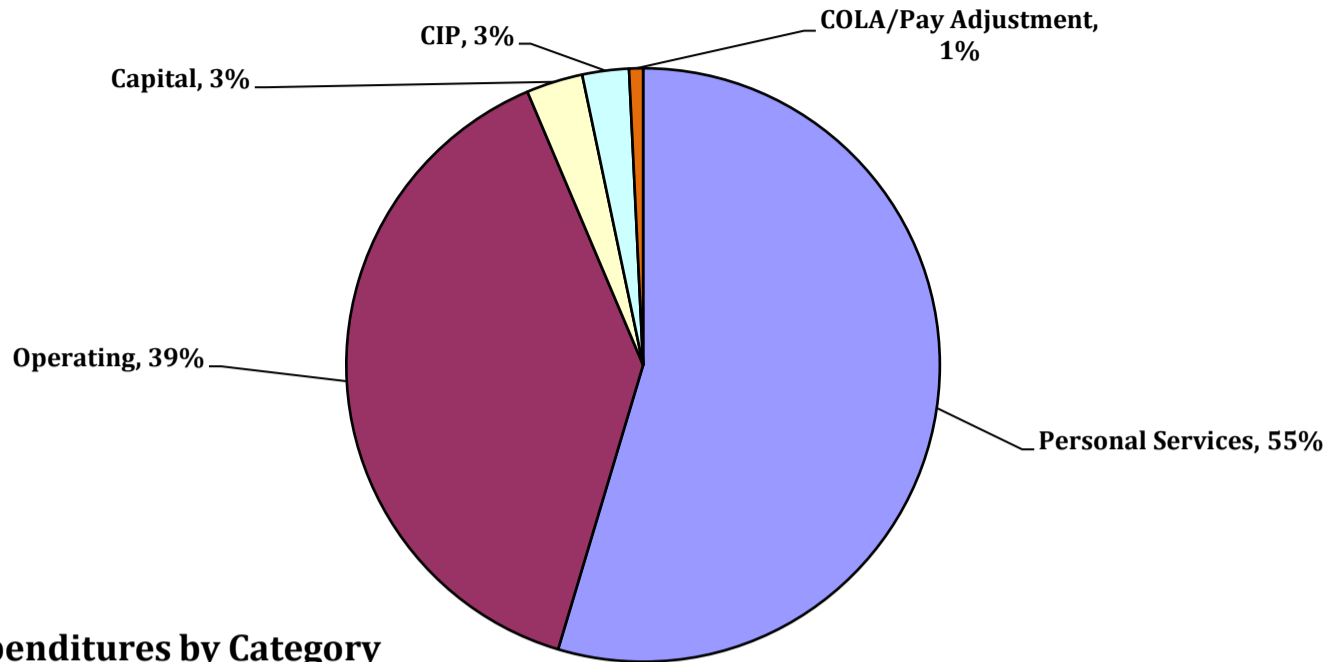


*Where the money goes... expenditures*



**FINANCIAL SUMMARY / OPERATING FUNDS**


**The Big Picture**



**Operating Expenditures by Category**

FY23 Expenditures								
Fund	Personal Services	Operating	Capital Outlay	Capital Improvement Projects	Total	Positions		
						FT	PT*	
General	\$ 127,510,508	\$ 47,174,578	\$ 1,079,103	\$ 450,000	\$ 176,214,189	1,883	82	
Other LOST	17,287,986	15,696,807	1,950,993	5,118,040	40,053,826	187	-	
Stormwater	2,970,657	1,113,600	419,242	1,375,163	5,878,662	64	-	
Paving	8,600,575	6,434,594	534,775	1,031,765	16,601,709	179	13	
Medical Center	-	12,542,459	-	-	12,542,459	-	-	
Integrated Waste	5,995,552	12,282,448	-	-	18,278,000	113	-	
E-911	2,553,527	1,468,560	-	-	4,022,087	53	1	
Econ Development	-	2,388,492	-	-	2,388,492	-	-	
Debt Service	-	14,900,072	-	-	14,900,072	-	-	
METRA	5,006,304	3,579,429	5,527,955	-	14,113,688	96	2	
Parking Mgmt	-	-	-	-	-	-	-	
Trade Center	1,527,632	1,312,164	90,505	-	2,930,301	26	8	
Bull Creek	719,222	825,109	65,000	-	1,609,331	11	-	
Oxbow Creek	267,747	253,353	23,263	-	544,363	6	-	
Civic Center	1,767,137	2,688,937	-	-	4,456,074	22	-	
<b>Total Operating Funds</b>	<b>\$ 174,206,847</b>	<b>\$ 122,660,602</b>	<b>\$ 9,690,836</b>	<b>\$ 7,974,968</b>	<b>\$ 314,533,253</b>	<b>2,640</b>	<b>106</b>	
Other Fund*						14	-	
CDBG	325,244	1,409,692	2,000	-	1,736,936	6	-	
WIOA/JTPA	-	3,405,720	-	-	3,405,720	13	-	
Risk Mgmt	2,225,484	3,574,804	-	-	5,800,288	3	6	
Health Mgmt	-	23,912,887	-	-	23,912,887	-	-	
<b>Total Funds</b>	<b>\$ 176,757,575</b>	<b>\$ 154,963,705</b>	<b>\$ 9,692,836</b>	<b>\$ 7,974,968</b>	<b>\$ 349,389,084</b>	<b>2,676</b>	<b>112</b>	

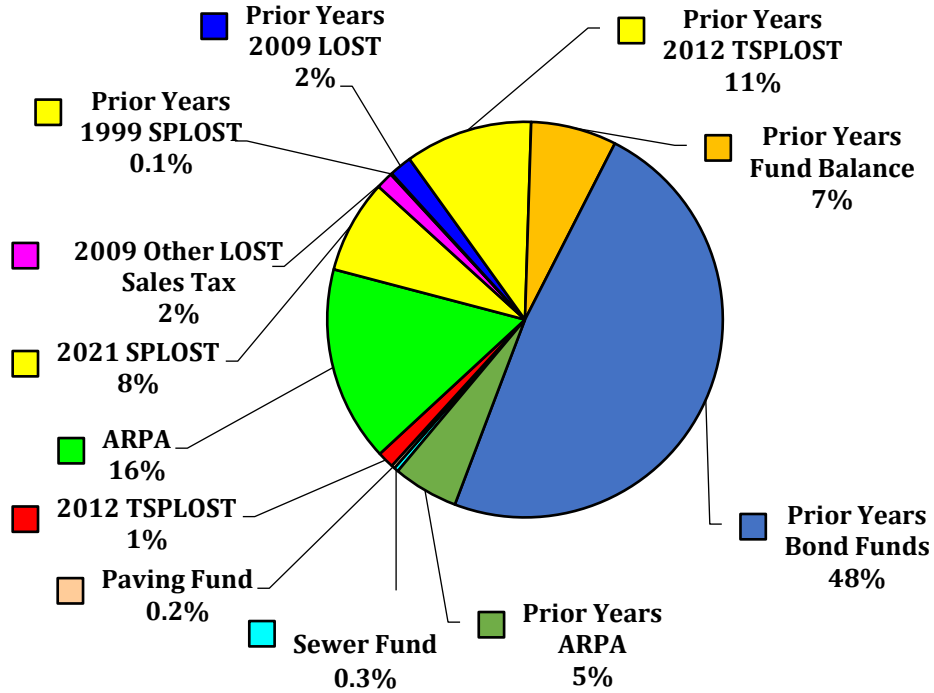
\* Specific Part Time Positions Only- Does not include Seasonal or Temporary Labor



This page intentionally left blank.

**FINANCIAL SUMMARY / OPERATING FUNDS**

**CIP Financing Sources \$368,269,597**

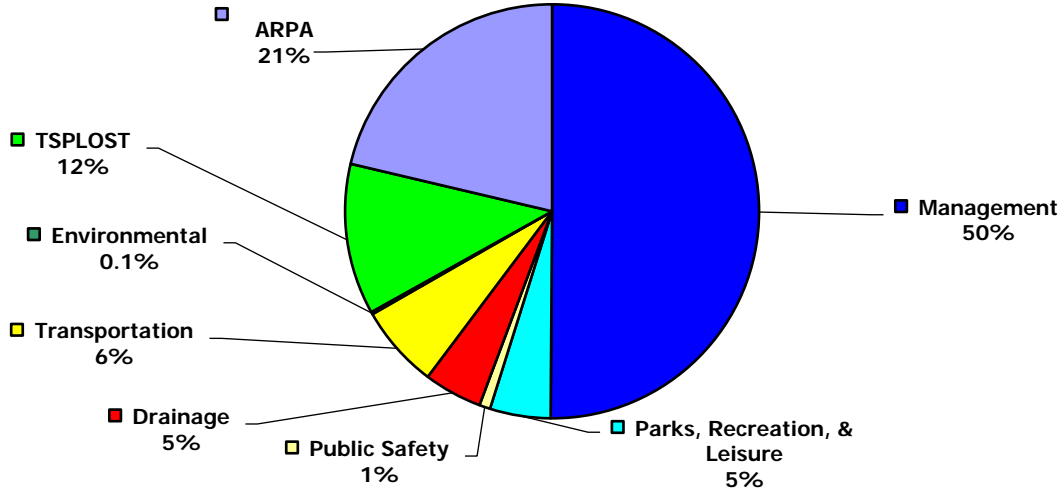


Project Financing Source	Amount from Financing Source
General Fund	\$0
Stormwater (Sewer) Fund	\$1,375,163
Paving Fund	\$1,031,765
Integrated Waste	\$0
2012 TSPLOST	\$5,000,000
ARPA	\$58,816,814
2021 SPLOST	\$28,136,446
Current Year Bond Proceeds	\$0
Current Year 2009 Other LOST	\$5,118,040
Prior Years' 1999 SPLOST	\$414,809
Prior Years' 2009 LOST	\$6,772,553
Prior Years' 2012 TSPLOST	\$38,387,361
Prior Years' Fund Balance	\$25,819,300
Prior Years' Bond Funds	\$177,732,122
Prior Years' ARPA	\$19,665,224
Other	\$0
<b>Total</b>	<b>\$368,269,597</b>



# FINANCIAL SUMMARY / OPERATING FUNDS

## CIP Projects Costs by Type \$368,269,597



<b>FY23 CIP Projects Overview*</b>		
Project	FY23 Cost	Impact on Operating Budget
<b>Management</b>	\$184,545,396	Slightly positive, with Technology investments expected to improve efficiencies in judicial, administrative, human resources, and financial management areas.
<b>Parks, Recreation, &amp; Leisure</b>	\$17,448,269	Neutral to Slightly Positive with investment of a new Pickleball Court near the newly renovated tennis courts at Cooper Creek Park.
<b>Public Safety/ Criminal Justice</b>	\$3,156,339	Neutral to Slightly Positive with investments in facilities that house inmates.
<b>Drainage</b>	\$16,757,515	Neutral to Positive - anticipated investment in sewer line and storm water drainage infrastructure reduces reliance on current year operational funds for maintenance, repair, and restructure as well as reduced exposure to risk from liability to property damage or injury.
<b>Transportation</b>	\$23,801,913	Neutral to Positive - anticipated investment in transportation infrastructure, most notably roads, bridges, and corridors, will reduce reliance on the current year operating budget for costs of maintenance and repair.
<b>TSPLOST</b>	\$43,387,361	Neutral- while the dollar investment in TSPLOST projects is substantial, all of the funding for these specified projects occurs outside of the operating budget in a special funding source (the TSPLOST tax) and therefore provides no impact to the operating budget.
<b>Environmental</b>	\$690,766	Nominal to Slight - There is minimal investment in these projects aside from a small investment in the necessary operating of landfill sites. Minimal benefit comes from the reduced risk of liability due to non-compliance with state and federal mandates regarding landfills.
<b>American Rescue Plan Act</b>	\$78,482,038	Slightly positive, an opportunity to make tactical investments in valuable assets, restructure reserves to improve financial solidity, and cover provisional operating deficits.
<b>TOTAL</b>	<b>\$368,269,597</b>	Overall, the CIP projects will have a minimal impact on the City's FY22 Operating Budget based on timing of project completion and the fact that contributions from the current year operating budget are relatively low. Long-term expectations are that with the offsetting positive improvements, the majority of negative impacts will be slight. The CIP total is 6.8% lower than the amount allocated in FY20 which is primarily due to prior year allocations being utilized for TSPLOST projects, SPLOST, and Bond funds.

# FINANCIAL SUMMARY / OPERATING FUNDS

## Capital Improvement Projects (Continued)

Further information on Capital Improvement Projects is located in the Financial Summaries of the Operating Budget and the *FY23 Capital Improvement Program Budget Book*. The impact is discussed for each individual project in the accompanying CIP book; however, we have tried to give an overview of the budget impact for the categories and total budgets. Depreciation expense is not included in this analysis, but needs such as staffing, daily operating costs and maintenance are considered.

## Trend Analysis

An important element of the budgetary process is the historical perspective of past operating fund budgets and the changes in revenues and expenditures in those funds over time. The following table shows the adopted budgets for Revenues and Expenditures in the Operating Funds for the past four fiscal years and the budgeted year. As shown below, the FY2023 Operating Budget experienced an increase as compared to the prior year. Dependent upon steady growth we have also forecasted for the next five fiscal years.

### *Five Year Operating Fund Trend Analysis: Adopted Operating Budgets*

<i>Dollars in Thousands (\$000's)</i>	FY19	FY20	FY21	FY22	FY23	FY24	FY25	FY26	FY27
<b>REVENUES</b>									
General Property Taxes	85,937	86,444	83,826	90,328	95,340	101,911	103,950	106,029	108,149
Franchise/Business/Other	44,910	46,540	47,665	47,670	48,195	51,517	52,547	53,598	54,670
Sales and Use Taxes	71,228	73,485	73,301	78,190	84,390	90,207	92,011	93,851	95,728
Charges for Services	40,816	41,972	42,026	38,878	38,719	41,388	42,216	43,060	43,921
All Other Sources	17,071	19,871	18,138	17,228	19,238	21,302	21,728	22,162	22,606
Transfers In	13,877	14,610	13,905	13,523	13,561	14,496	14,785	15,081	15,383
Use of Fund Balance	1,501	1,860	1,648	10,735	15,088	-	-	-	-
<b>Total Revenues</b>	<b>275,340</b>	<b>284,782</b>	<b>280,509</b>	<b>296,552</b>	<b>314,533</b>	<b>320,820</b>	<b>327,236</b>	<b>333,781</b>	<b>340,457</b>
<b>EXPENDITURES</b>									
Public Safety	105,035	104,146	106,536	115,471	114,792	117,703	120,057	122,459	124,908
Management Operations	19,406	19,688	20,266	22,771	23,798	24,703	25,197	25,701	26,215
Public Works/Community Services*	54,192	54,866	51,648	54,198	56,997	57,133	58,275	59,441	60,630
Criminal Justice	16,141	16,375	16,462	15,280	16,117	16,426	16,755	17,090	17,431
Debt Service	13,235	14,698	12,447	12,219	15,191	15,496	15,806	16,122	16,444
Mass Transit	9,209	11,836	10,526	10,423	13,785	14,052	14,333	14,620	14,912
Recreation and Culture	19,929	21,616	20,920	19,987	19,880	20,276	20,681	21,095	21,517
Non-Categorical and Other	29,651	33,718	35,193	36,767	45,994	46,904	47,842	48,799	49,775
Transfers Out	-	-	-	-	-	-	-	-	-
Capital Improvements	8,542	7,838	6,511	9,436	7,974	8,128	8,290	8,456	8,625
<b>Total Expenditures</b>	<b>275,340</b>	<b>284,782</b>	<b>280,509</b>	<b>296,552</b>	<b>314,533</b>	<b>320,820</b>	<b>327,236</b>	<b>333,781</b>	<b>340,457</b>
Percentage Growth	2.73%	3.43%	-1.50%	5.72%	6.06%	2.00%	2.00%	2.00%	2.00%

\*Community Services includes the Indigent Care contract for indigent and prisoner/inmate medical care

# **FINANCIAL SUMMARY / OPERATING FUNDS**

## **Projections**

Short and long term forecasts are an integral part of the City's budgeting process. The Financial Planning Staff prepares both short (1-3 year) and long (5 year) term projections each year as part of the budgeting cycle process. The short and long term forecasts which the Financial Planning staff prepares, and then continually refines, provide the basis for the Operating Funds Budgets included in this Budget Book.

The foundation for projected revenues is based on an analysis of several factors including: historical trends in revenues collected for the current and prior years; changes in statutory or regulatory rules which may impact revenues, such as the changes the State of Georgia has made to the Title Ad Valorem Sales Tax; and changes in the City's population which may be anticipated from demographic or environmental changes, such as those which have occurred from time to time at Ft. Benning, which is a major employer of both military and civilian citizens, or with new investment in our area by companies like Kia, which has major manufacturing facilities in nearby West Point. Financial Planning closely monitors the accuracy of its revenue forecasts throughout the fiscal year and may make recommendations for adjustments to the Operating Budget should actual revenues prove to be materially different from those forecasted.

Our forecasts also provide the basis for our expenditures and capital investment plans which are included in the Operating Budget. Expenditure forecasts are based largely on both historical actual expenditures and the financial resource constraints for the City at large. Capital expenditures are forecasted based on the specific needs of each division, again within the financial resource constraints that exist within the framework of the City as a whole. Our budget book, and therefore this analysis, includes the City's operating funds and 4 additional funds: CDBG, WIOA, Risk Management and Employee Insurance Funds. The Budget Book differs from the Annual Comprehensive Financial Report ("ACFR"), which includes all funds.

## **Midyear Adjustments**

The Operating Budget is a point-in-time reflection of what is actually a fluid, continually adaptive process throughout the fiscal year. This Budget Book contains the *Adopted* Budget, which has been adopted by the Council as its Adopted Budget. Because it is prepared well in advance of the completion of the prior year's financial audits, and because there are often circumstances which cause need for making mid-year adjustments to the original plan, the Finance Director may recommend changes to the Operating Budget at a mid-year point. These are an ordinary part of the municipal budgeting process and reflect the City's capacity to monitor its resources relative to its budget and to make adjustments where prudent.

## **Use of Fund Balance**

During the past several fiscal cycles, the City has given considerable attention and effort to curbing its reliance on the use of fund balance in the General Fund to meet its obligations. Due to fiscal responsibility as well as a collaborative effort amongst the City and its staff, the fund balance has steadily increased over the years. There was a tremendous growth in revenues, for reasons both macro- and micro-economical, in FY22. For the FY23 budget, the City experienced across the board savings from employee benefit plan reforms adopted in prior budget years. The savings allow the City to reduce its need for fund balance in its Operating Funds. Being as such, the city made the decision to allocate some of these funds for some much-needed one-time improvements, in which caused an increase in its use of fund balance this fiscal year.

The increase to the use of fund balance is due to the inclusion of \$10 million in a comprehensive pay study and \$4.7 million in one-time expenditures to include capital equipment purchases as well as investments in capital improvement projects. Excluding these one-time expenditures, the net budgetary increase would be approximately 2%.

After Fiscal Year 2023, the use of fund balance is expected to continue to decline in future budget cycles for the following key reasons:

- Continuation of health care reform measures for the city's self-funded healthcare plan, which has systemically lowered healthcare related costs for both the city and its employees. These measures included changes to deductibles, co-pays, out-of-pocket maximums, employee

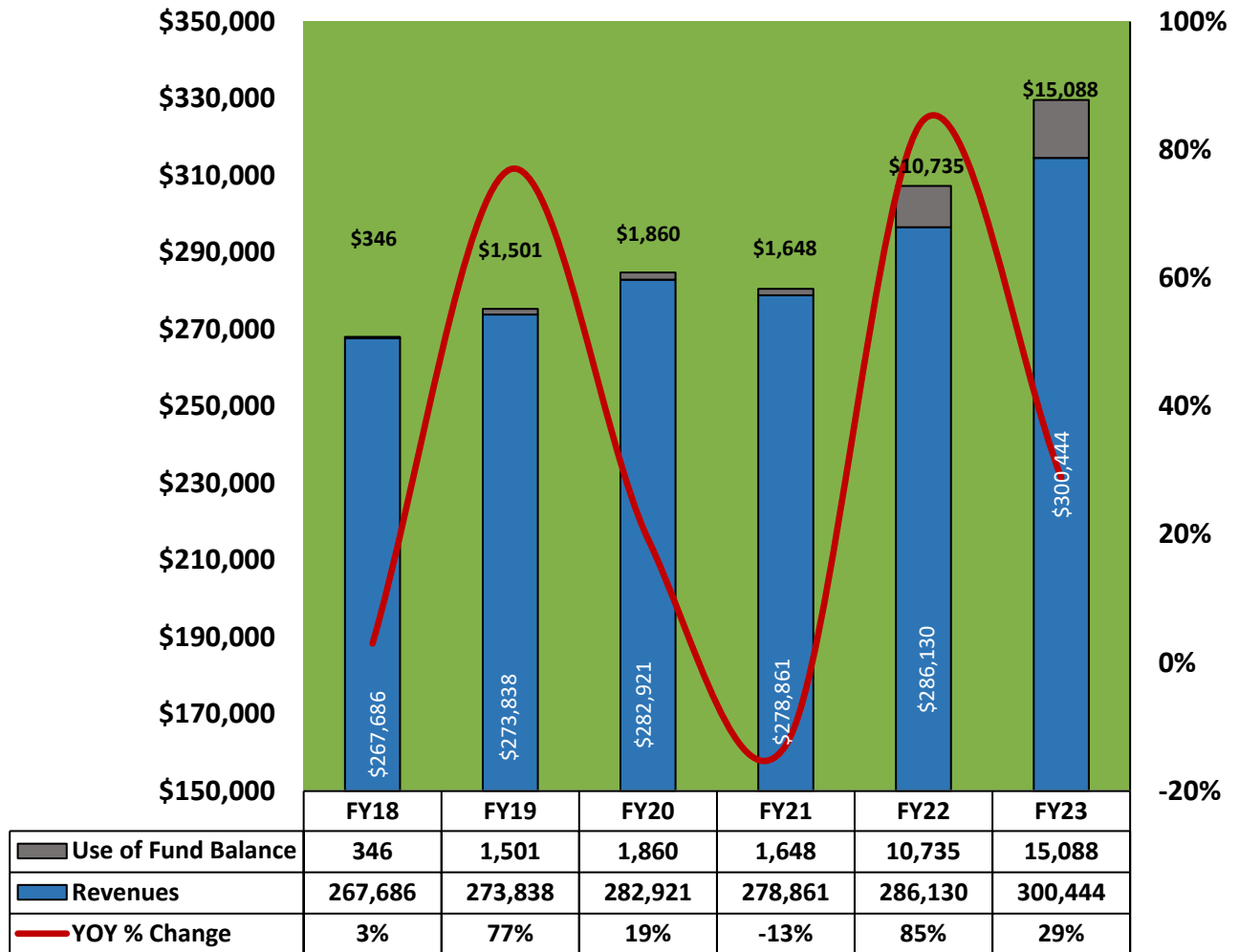
## FINANCIAL SUMMARY / OPERATING FUNDS

premiums, the continuation of spousal exclusion for working spouses with available coverage at their own employer, and pharmaceutical benefit plan design changes.

- The City's one time use of reserve funds to implement a new pay and compensation study. The pay and compensation study will be sustained with projected revenue growth as well as reallocation of expenditures amongst funds.

The following graph depicts the City's use of fund balance during the past five fiscal years (as planned for in annual Adopted Operating Budgets):

***Budgeted Revenues and Use of Fund Balance, FY18-FY23***  
*Dollars in Thousands (000s)*

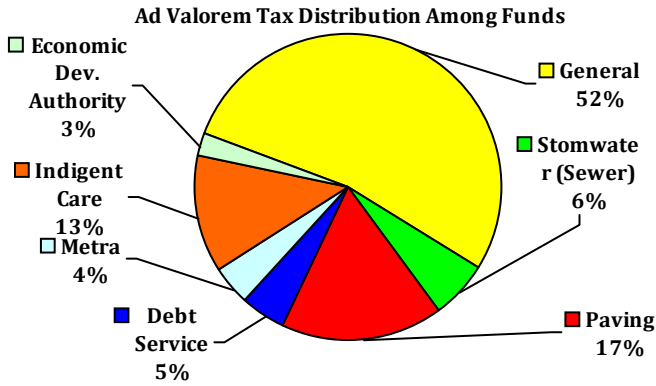






This page intentionally left blank.

# FINANCIAL SUMMARIES / OPERATING FUNDS: REVENUES



**Revenue Sources Total: \$314,533,253**

**General Property Taxes: \$95,340,260      30.3%**

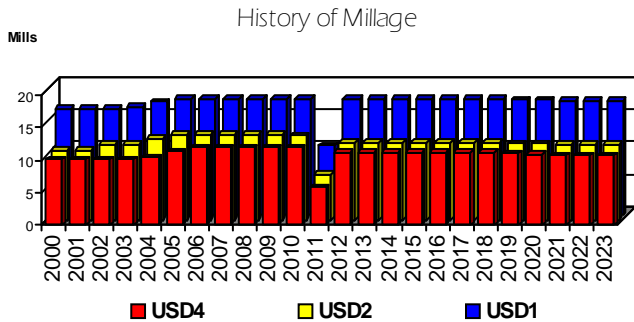
For FY23, General Property taxes are budgeted to increase by about 5.5% over FY22. General Property Taxes are Ad Valorem taxes, penalties and interest on real and personal property, motor vehicles, mobile homes, intangible taxes, and all penalties, interest and FIFAs related to these taxes. They are projected based on estimated growth of the state approved tax digest at millage rates ordained by Council. The current trend reflects a modest increase in Ad Valorem taxes based on the natural growth of the digest. Projected Ad Valorem taxes are based on assumption of a 97% collection rate and the projected growth of the digest. The 97% collection rate assumption also applies to the Indigent Care fund. Prior to FY15, the Indigent Care fund (formerly known as the Medical Center fund) was the one exception to the 97% collection rate assumption as contractually The Medical Center Hospital Authority received 3.00 mills regardless of actual tax collections. The *Ad Valorem Tax Distribution among Funds* Chart, on the top left, shows the distribution of Ad Valorem taxes among the applicable operating funds.

### History of CCG's Millage

As reflected in the History of Millage chart (below), the millage rate remained relatively consistent from FY00 to FY03 and remained unchanged from FY05 to FY10. FY11 was affected by the Other LOST rollback, but the millage rate returned to normal in FY12. There were small increases to the General Fund, the Paving and Debt Service Funds in FY04 and FY05. The Columbus Charter stipulates a 9-mill cap on "ordinary current expenses" which is the total of net general and urban millage and the transportation millage. The remaining millage includes the medical center, debt service, paving, sewer, and economic development authority fund. The current millage rates are listed in the Millage Table in the City Manager's message.

During FY13, the Debt Service portion of the millage was reduced by 0.16 mills due to bond defeasance and other debt restructure. City Council opted to increase the mills for Economic Development funding accordingly by 0.25 mills in FY15, the proceeds of which will be added to the Economic Development reserve. The net result was no change to the overall millage rate.

The Economic Development Fund was established in FY03 and is funded by a 0.50 millage when and as approved by City Council. Each fiscal year during budget deliberations, Council decides whether to continue to appropriate monies for the Economic Development fund. As noted in the *History of CCG's Millage* (left), during FY15 an additional 0.25 mills is being set aside as a reserve for Economic Development, subject to Council's discretion and approval.



### Property Tax Primer

*Ad Valorem or Property Tax is a large source of revenue for CCG. The basis of the taxation is the Fair Market Value (FMV) of the property established as of January 1 of each year. The tax is levied on the assessed value of the property, which by GA state law is 40% of FMV. The amount of tax is determined by the tax rate (millage) levied by City Council. A mill is equal to \$1 for each \$1,000 of assessed value.*

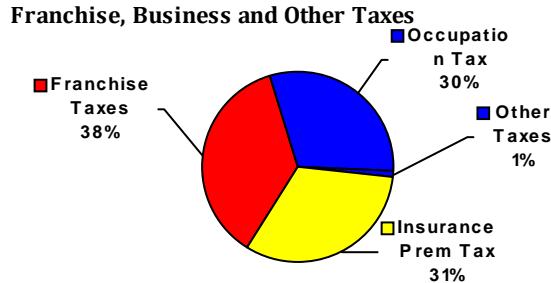
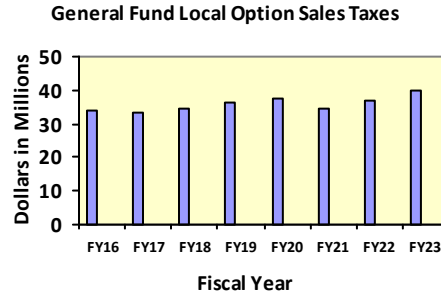
In addition to general economic trends and conditions, CCG faces the added challenge in our property tax structure is the property tax freeze, which freezes the FMV valuation of a property at purchase.

# FINANCIAL SUMMARIES / OPERATING FUNDS: REVENUES

**Franchise (Utility), Business and Other Taxes:**  
**\$48,195,000** **15.3%**

In FY23, Franchise and Business Taxes are projected to slightly increase as compared to FY22. These revenues are sensitive to economic conditions and are projected based on historical trends and expected economic strengths or weaknesses. Trends for franchise taxes have been showing slight decreases. Business Taxes include Occupation Taxes, which are based on the gross income of certain businesses, and Insurance Premium Taxes. These taxes are also expected to generate modest increases in FY23.

The State of Georgia limits local jurisdictions to one cent (1¢) for general purposes. The trend of growth of sales tax has leveled off. It has cycled up and down in recent years but is anticipated to increase modestly over the coming years. The *Local Option Sales Tax* Chart reflects the trend in Sales Tax.

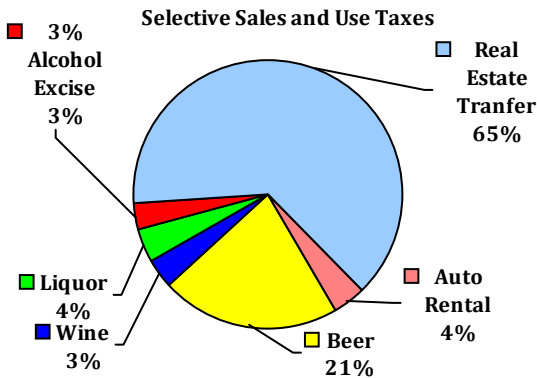


Also included in this category are use taxes. Use taxes include taxes on various rentals, advertising, and merchandising charges, as well as taxes on Beer, Wine, Liquor, and a 3% Alcohol Excise tax. This revenue is projected based on current indicators and tax rates set by Council. A modest increase was projected for this fiscal year. This subcategory reflects less sensitivity to economic conditions.

See the Franchise, Business, and Other Taxes pie chart (above) for a breakdown of this category.

**Charges for Service:**  
**\$38,719,809** **12.3%**

**Sales and Use Taxes:**  
**\$84,390,000** **26.8%**



For FY23, fee adjustments in Charges for Services from FY22 have been projected, primarily due to expected increase in pay telephone commissions. Projections are based on rates set by Council, historical trends, and economic indicators. Service Charges include collections for government services, such as solid waste management fees, fees for use of public recreational facilities, emergency medical service fees and fees for the operation of the E-911 system and the city pound. Also included in this category are court fees and commissions. Commissions include the fees collected by the Tax Commissioner as well as the commissions paid on pay telephones. Due primarily to the addition of Title Ad Valorem Tax Fees, commissions were projected remain the same for FY23.

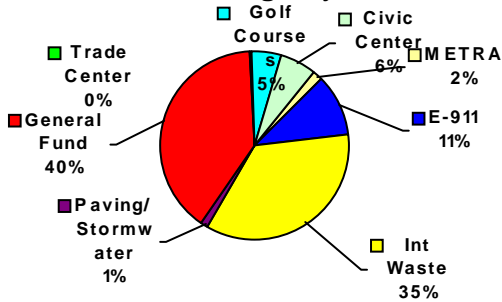
The FY23 budget includes a projected increase in Sales and Use Tax of about 1.69% from FY22. This projected increase continues an upward and downward trend which is a result of macro-economic conditions. A Local Option 1¢ Sales Tax is levied to keep the ad valorem tax as low as possible.

Also, in service charges is cost allocation. Established in the FY93 Budget, cost allocation revenues reflect levels of service provided by the general fund central administrative functions (such as accounting, purchasing) to other fund, grant, and authority activities. For FY23, a 3.9% increase in cost allocations was projected.

The taxes are projected based on economic indicators (employment rate, consumer confidence, etc.) and estimated growth in sales.

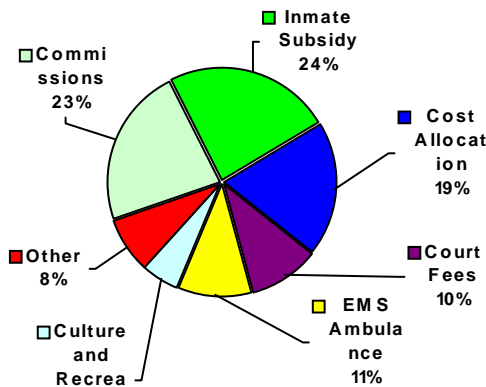
# FINANCIAL SUMMARIES / OPERATING FUNDS: REVENUES

**Service Charges by Area**



Projections for Service Charges are based on rates set by Council, historical trends, and economic indicators. An incline in user-based fees collected by the City's public cultural and recreation-based facilities and decreased court collection fees lead to the projected .4% decrease in total Charges for Services for FY23. See the *Service Charges by Area* pie chart.

**General Fund Charges for Service**



**Fines and Forfeitures:**

**\$2,600,000**

**0.8%**

This category consists primarily of fines and charges imposed by the various courts of Muscogee County. Council sets some of these charges, while others are mandated by State. For FY23, a 37.35% decrease was projected in Fines and Forfeitures due to COVID impacting court fees collected in superior court, state court, municipal courts, and all other courts to include recorder's court and environmental court.

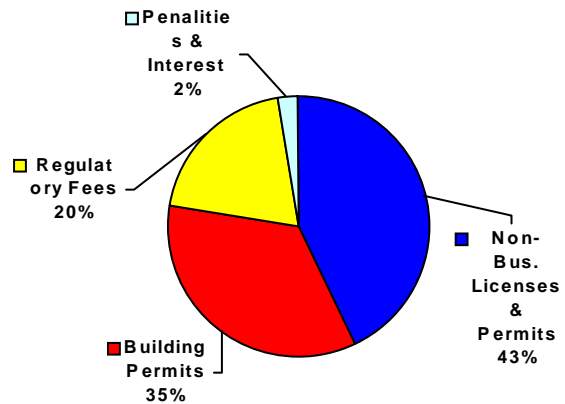
**Licenses and Permits:**

**\$2,640,000**

**0.8%**

For FY22, License and Permit revenues are expected to decline as compared to prior year. This category is derived from permits, business and professional license fees. Business Licenses include Beer, Wine and Liquor Licenses, Alcohol Application ID Card Permits and Insurance Licenses.

**Licenses & Permits By Type**



Non-Business Licenses and Permits include permits for pet ownership, zoning petitions and marriage and gun licenses. Regulatory Fees include licenses to sell alcohol and insurance. Building permits make up the largest category. Council sets the fees for these charges. See *Business Licenses & Permits* (above) for a breakdown by type.

Projections are based on historical trend analysis, economic indicators, and anticipated economic growth. Some of these fees and permits that are sensitive to economic conditions are trending upward. Overall, licensing is remaining steady, as well as, fees and permits. Projections have followed these trends.



# FINANCIAL SUMMARIES / OPERATING FUNDS: REVENUES

**Intergovernmental:**  
**\$10,367,517** **3.30%**

This category consists of Federal, State and Local government agency reimbursements for funding of local and statewide programs. Trends show an increase in state and federal funding, which is reflected in projections.

The revenues (and expenditures) for cooperatively funded various Federal, State, and Local grant activities is located in a Multi-Governmental fund.

Additionally, there are two published funds that are listed with the operating funds, but not included in these numbers. The Community Development Block Grant (CDBG) and Workforce Innovation and Opportunity Act (WIOA) are separate grant programs with different budget cycles because of federal regulations. An estimated budget is included in the budget process and is adjusted by Council in the fall. Details about CDBG and WIOA Funds can be found in the Overview (Section B) and Expenditures by Division (Section D) Sections.

**Investment Income & Miscellaneous:**  
**\$791,000** **.30%**

This category includes revenue from investment of City reserves. Revenues are based on projected rates of return on invested fund equity. Although rates are expected to continue to be relatively low, the FY23 budget does not presume that there will be material gains or losses in investment value. Investment income is projected at \$791,000 for FY23.

This category also includes rents from City-owned property and sales of land, surplus equipment and various reports and databases. These revenues are projected based on fee schedules and current indicators. In addition, various one-time revenues, not categorized elsewhere, are included in this category. These revenue projections are based on historical trends.

**Inter-fund Transfers In:**  
**\$13,561,511** **4.30%**

Transfers-in account for the operating inter-fund transfers between the various funds to provide funding assistance and matching funds for Federal and State grants. This category accounts

for the transfers of funds allocated to the Capital Improvement Program. The Hotel-Motel tax provides a source of revenue as a transfer into the Civic Center and the Columbus Convention and Trade Center. For FY23, a 50.72% increase in transfers has been projected, thus presenting a cyclical trend in use of inter-fund transfers as a revenue source.

**Use of Fund Balance:**  
**\$15,088,558** **4.8%**

Fund balance usage is calculated based on the anticipated fund balance at fiscal year end after revenues and expenditures have been accounted for. For FY23, in the LOST Fund, it is expected that **\$53,826** will be needed from fund balances to cover the shortfall between revenues and expenditures. Operating Funds' total Use of Fund Balance is **\$15,034,732**. See *FY23 Summary of Revenues, Expenditures, & Change in Fund Balance* for details.



# FINANCIAL SUMMARIES / OPERATING FUNDS: EXPENDITURES

**Statutory Boards & Commissions:**

**\$5,425,618** **1.7%**

This area provides miscellaneous services to the community. The Board of Elections and Registrations maintains the official eligible voters file and conducts elections in Muscogee County. The Tax Commissioner's Office and the Board of Tax Assessors appraise property and collect due taxes in the county. The operations of the Coroner are included here. Expenditures in this category are budgeted at 3.32% higher than in FY22.

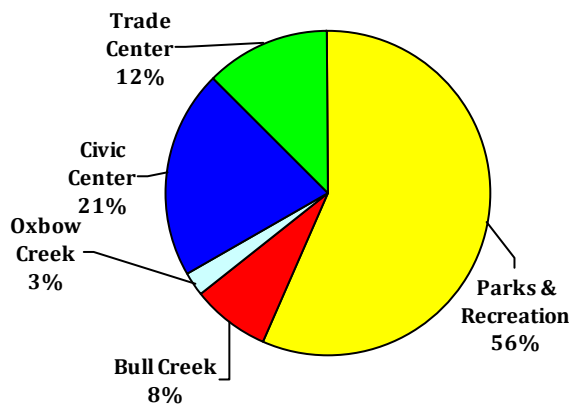
**Recreation & Culture:**

**\$19,880,376** **5.1%**

Recreation and cultural activities are provided almost exclusively through the Department of Parks and Recreation. The Parks and Recreation department provides outdoor activities, youth and senior programs, while operating the city's major arena facilities (Golden Park, Memorial Stadium). This category also includes Bull Creek Golf Course, Columbus Ironworks Convention and Trade Center and the Columbus Civic Center. Expenditures for Recreation and Culture are budgeted at 0.54% lower than for FY22. Cost increases will be due to operational changes implemented during the current budget cycle.

See *Recreation & Culture* Chart below.

**Recreation & Culture**



**Public Safety:**

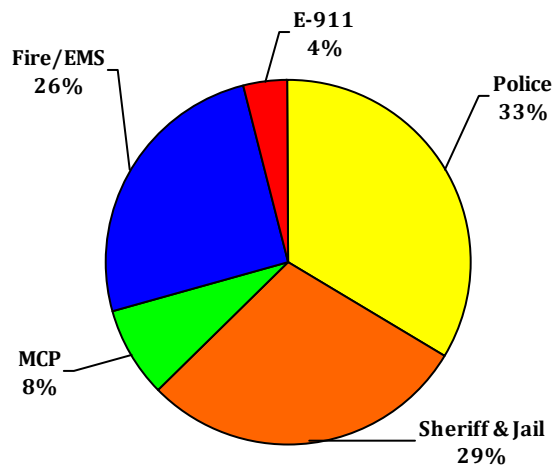
**\$114,792,814** **36.5%**

Public Safety encompasses those departments and divisions actively involved in the direct protection or support of protection of Columbus' citizens and visitors. In addition to Police, Fire & Emergency Medical Services, and Emergency Management, the operations of the Sheriff's office, the county jail, and Muscogee County Prison incorporated.

Public Safety expenditures are budgeted 0.59% lower than the FY22 budget. For FY23, the Adopted budget includes Public Safety related capital purchases of \$1,950,993.

See *Public Safety Appropriations by Agency* below for breakdown of budget proportions.

**Public Safety Appropriations by Agency**



**Criminal Justice:**

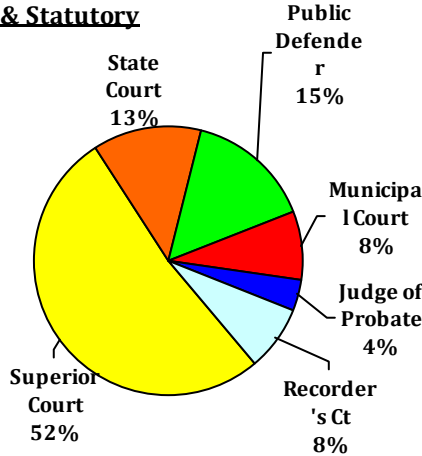
**\$16,117,673** **5.1%**

The Criminal Justice system operated by the City consists of all municipal and traditionally county courts. The support functions include probation, legal and clerk's offices. FY23 expenditures for Criminal Justice are 5.48% higher than they were for FY22.

The *Judicial & Statutory* pie chart below shows breakdown by court.

# FINANCIAL SUMMARIES / OPERATING FUNDS: EXPENDITURES

## Judicial & Statutory



## Debt Margin

The Columbus Consolidated Government remains well below the debt ceiling of 10% of assessed value of taxable property established by the State of Georgia's constitution. Information regarding the legal debt limit for CCG is listed below.

## Debt Service: Principal & Interest

In 2012, the Columbus Building Authority issued Series A and B bonds in amounts of \$29,825,000

**Debt Service:**  
**\$15,191,350**

**4.8%**

The Debt Service Fund accounts for the retirement of general obligation bond issues, Columbus Building Authority lease contracts, certain leasing obligations associated with vehicle purchases for Integrated Waste, and the Water Commission revolving loan contract.

### Computation of Legal Debt Margin For Fiscal Year Ending June 30, 2023

Assessed value of taxable property*	\$5,994,794,521
Debt Limit: 10% of assessed value	599,479,452
Less: Amount of debt applicable to debt limit	138,978,735
<b>Legal Debt Margin Available</b>	<b>\$460,500,717</b>

\*Based on 2022 State Approved Gross Digest as of 7/22/22.

## Overview and Debt Financing Principles

All local governments must determine how capital projects will be financed. It is the policy of the Columbus Consolidated Government (CCG) to use debt sparingly to retain the capacity to issue additional debt if the need arises. Currently, CCG is well below the 20% level that is considered by the credit industry to be a danger signal. In addition, CCG is well below the legal debt ceiling for general obligation debt (detailed in the box below).

The Columbus Consolidated Government maintains two debt service funds - Debt Service Fund and Sales Tax Proceeds Account Fund. These Funds are used to service debt from four sources: General Obligation Debt, Columbus Building Authority contractual debt, the Board of Water Commissioners revolving loan contract, and lease purchase programs with the Georgia Municipal Association. Proceeds of a dedicated property tax provide the primary source of revenue for the Debt Service Fund. See Debt Service Fund Overview and Debt Service Fund Expenditures for more information.

(A) and \$14,005,000 (B) respectively. In 2019, a bond was issued via direct placement to provide for renovations to the South Commons Softball Complex, the Government Center, and funding a needs assessment study. For FY23, the total amount of payments for principal on all bonds outstanding will be **\$6,108,405.85** and the total amount of payments for all interest will be **\$4,767,342.23**. Included in these amounts are payments that are made for bonds issued on behalf of Trade Center and Oxbow Creek Golf Course.

## Debt Service: Other Obligations

The Consolidated Government has directly or indirectly guaranteed the debt issued by the Bull Creek Golf Course Authority, the Columbus Iron Works Convention and Trade Center Authority, the Columbus Airport Commission, and the Hospital Authority of Columbus. However, because the debt is self-supporting, it is generally not considered debt of the CCG. In addition, the annual debt service payments of these issues are not budgeted in debt service funds.

During 2013, Columbus Consolidated Government entered into a master lease agreement with Georgia Municipal Association



# FINANCIAL SUMMARIES / OPERATING FUNDS: EXPENDITURES

(GMA). The initial purpose of GMA financing was to purchase rolling stock equipment for Public Works. GMA financing was later utilized to purchase computer equipment and software upgrades as well as leasing emergency vehicles. The total amount of expenditures that will be allowed under the lease agreement in FY23 will be **\$4,024,315.58** (which includes repayment of principal and interest for one year).

**Mass Transit:**

**\$13,785,783** **4.4%**

METRA is the City of Columbus’ mass transit system of buses with financial assistance provided by the local, State and Federal governments. Mass transit expenditures are budgeted at 32.26% above FY23 expenditures.

In FY19, the Parking Management Fund activities moved into the General Fund as it no longer meets the requirements of an enterprise fund. The Parking Management Fund accounted for all expenses related to Columbus’ Uptown Parking District, including parking and enforcement.

**Other Non-Departmental Expense:**

**\$40,568,634** **12.9%**

This category consists of expenditures that are not applicable to a specific department. Examples of the various non-departmental expenses include operating subsidies provided to the Integrated Waste and E911 Funds, contingency funds, and various other non-categorical expenses. Other non-departmental expenditures are budgeted at 27.72% higher than in FY22

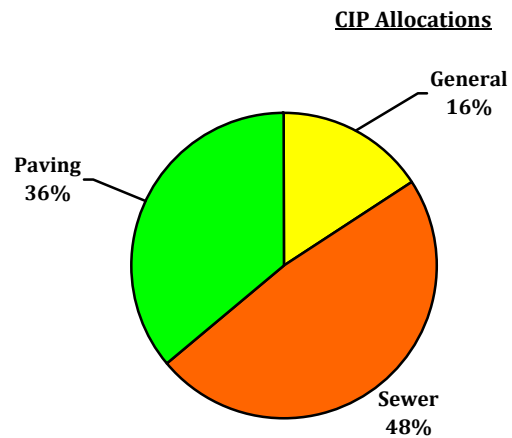
**Capital Improvement Projects (CIP):**

**\$7,974,968** **2.5%**

The capital improvement program has been in operation since 1971 with the City consolidation. Funding comes from a variety of sources including transfers-in from the General, Paving, Sewer, and Integrated Waste Funds; 1999, 2021 1¢ Special Purpose Local Option Sales Taxes (1993, 1999, 2021), Columbus Building Authority (CBA) – Contractual Debt ( 2012A and 2012B Series, 2019 Series, 2022A and 2022B Series), Capital Lease Agreements with Georgia Municipal Association, and Prior Years Balances. The program has historically been used for

infrastructure projects such as road construction, drainage improvements, technology support and advancement, and miscellaneous project fund reserves. The number listed above includes only the transfers from the General, Sewer, and Paving funds into CIP projects. Additional funding includes the Integrated Waste Fund, 1999 Sales Tax, 2021 Sales Tax and Prior Year’s funding.

The General Fund support is funded from property, utility, sales and other taxes, as well as other miscellaneous revenues. Integrated Waste support is based on service charges from residential and commercial waste.



The City’s share of Road Projects is funded wholly from the Paving Fund. The road projects are treated as a transfer-out to the CIP Fund where it is matched with a greater share of State dollars. Drainage projects are located in the Sewer fund and located here due to the length of the projects and expense. Integrated Waste Management was added in 1994 to account for capital projects related to the construction, expansion or closing of landfills. The balance of projects, recreation and sidewalks, are financed with equally distributed revenues and constructed as SPLOST cash flow allows. The total financing for a given project may be available at one time, while the project may take multiple fiscal years for completion. At the end of the fiscal year, the total financing sources are earmarked and recorded for that project and the balance is carried forward to the next fiscal year.

Capital Improvement Project’s budgets may include any of the following basic costs that are

## **FINANCIAL SUMMARIES / OPERATING FUNDS: EXPENDITURES**

commonly associated with a capital improvement project: the renovation or expansion of existing facilities; an initial feasibility study for infrastructure and/or new facilities; site improvement and/or development and land acquisition; construction of infrastructure and/or a new facility; related management and/or administrative costs; and equipment and furnishings associated with the project. The capital projects are grouped by service type:

**Management:** The Management service type includes projects impacting the general function and management of the Consolidated Government. The projects may also include land acquisition and development, facilities and infrastructure construction and renovation not directly associated with any of the other service classification. Typically, these projects are funded with contributions to the CIP from the operating funds.

**Parks, Recreation & Leisure:** This type of project includes all costs associated with land acquisition, park development, facilities construction and renovation of gymnasiums, museums, recreation centers, marinas, tennis courts, fields and other facilities and infrastructure that are associated with recreational and leisure activities. These projects are primarily financed by the SPLOST, but also receive funding from the General Fund, grants and private contributions.

**Public Safety / Criminal Justice:** All projects related to the delivery of Courts, Police, Fire, Sheriff, Marshal, Emergency Medical and Correction services are recorded in this section. These projects are typically funded by the General Fund but may be financed through debt and other sources.

**Drainage:** The projects classified as drainage are primarily concerned with storm water control, flood prevention, erosion control and soil conservation, sewer construction and renovation, open ditch and stream bank stabilization; and detention/retention pond improvements.

**Transportation:** Projects may be land and right-of-way acquisition, traffic signalization, roads, sidewalks, and path or trail construction. Road projects are primarily funded through contributions from the Paving Fund; however, other financing sources may include SPLOST or bond issues.

**Environmental:** This category primarily encompasses projects associated with the landfills. Other projects may include urban reforestation, streetscapes and gateway projects. Detailed information of the financing, expenditures, and project description for the various projects is located in the *FY23 Capital Improvement Program Budget Book*.

### **CIP impacts on the Operating Budget**

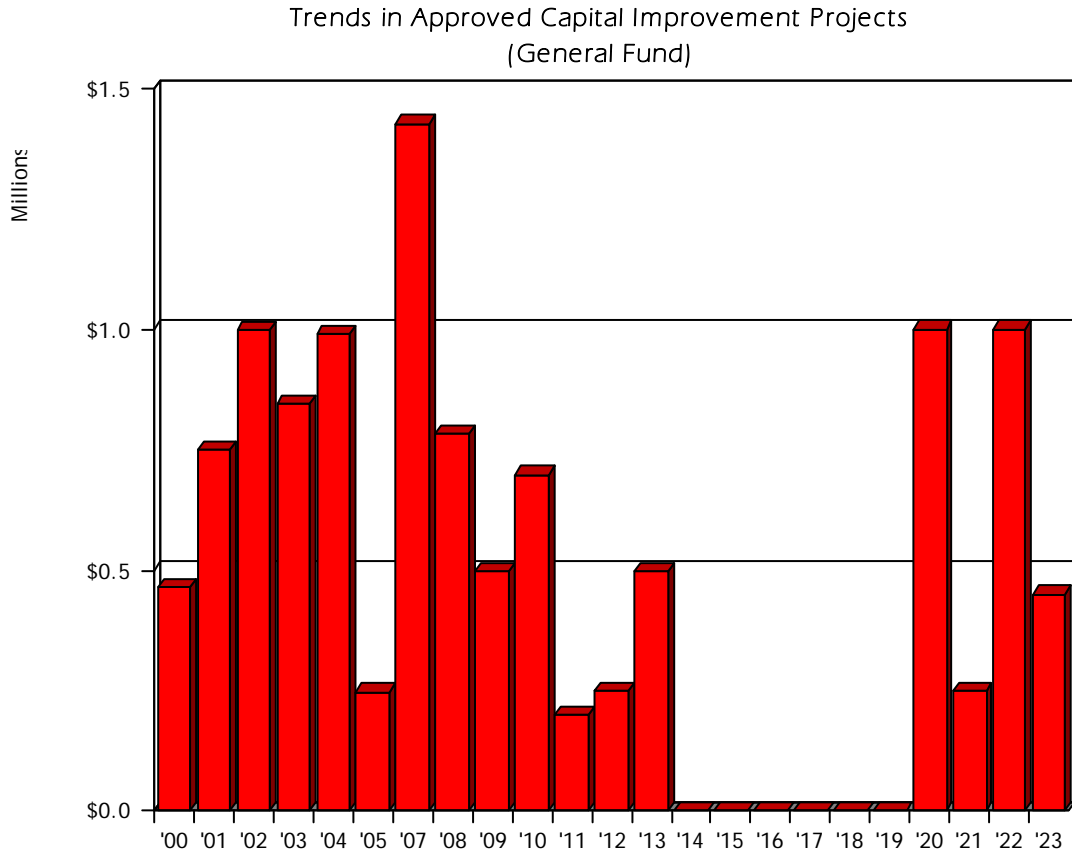
Due to the lack of funding over the past few years, we have been unable to meet the demand financially for many worthy projects. Prioritizing has been essential to stretch an already tight dollar as far as possible. This will have implications on future budgets. Currently, funding for our projects is primarily from sources other than operating budgets, so there is minimal impact on the operating budget for this year.

The alternative funding sources are providing funding to many repair and maintenance and infrastructure projects. These projects will reduce the cost of maintenance and repairs to aging infrastructure within the City.

Long term, we are going to see some reduction in operating costs to the City. We are unable to determine at this time if this will be offset by projects, we are unable to fund. Although, it is believed future savings will be greater than project costs. Any reduction will allow additional funding to be allocated to other operating costs or projects within the City.

For FY23, the overall budget for Capital Improvements was held to a minimum, continuing the trend of deferred capital investment begun in FY14. As shown below, for FY23, CIP appropriated funds included \$450,000 in the General Fund.

# FINANCIAL SUMMARIES / OPERATING FUNDS: EXPENDITURES





This page intentionally left blank.



**FY23 SUMMARY OF REVENUES, EXPENDITURES AND CHANGES IN FUND BALANCE**

<b>OPERATING FUNDS</b>	<i>General Fund</i>	Stormwater Fund	Paving Fund	Indigent Care Fund	<i>Integrated Waste Fund*</i>	Emergency Telephone Fund	Economic Development Fund	Debt Service Fund
<b>Fund Numbers</b>	<b>0101, 0102, 0109</b>	<b>0202</b>	<b>0203</b>	<b>0204</b>	<b>0207</b>	<b>0209</b>	<b>0230</b>	<b>0405</b>
<b>Beginning Fund Balance as of 7/01/22 (undesignated, unreserved, &amp; unaudited)</b>	\$ 74,629,348	\$ 3,533,259	\$ 7,783,570	\$ 632,026	\$ (20,105,624)	\$ 671,554	\$ 2,367,637	\$ 6,267,249
<b>REVENUES</b>								
General Property Taxes	50,866,045	5,710,662	16,058,814	11,942,459	-	-	2,388,492	4,366,790
Franchise, Business & Other Taxes	48,195,000	-	-	-	-	-	-	-
Sales & Use Taxes	83,710,000	-	-	-	-	-	-	-
Business Licenses & Permits	2,640,000	-	-	-	-	-	-	-
Fines & Forfeitures	2,600,000	-	-	-	-	-	-	-
Charges for Service	15,161,159	108,000	367,895	-	13,390,000	4,022,087	-	-
Intergovernmental	927,859	10,000	25,000	-	-	-	-	4,500
Investment Income	400,000	50,000	150,000	-	100,000	-	-	11,000
Miscellaneous Revenues	685,300	-	-	-	-	-	-	560,097
Transfers-in	853,826	-	-	600,000	-	-	-	9,957,685
<b>Total Revenues</b>	<b>206,039,189</b>	<b>5,878,662</b>	<b>16,601,709</b>	<b>12,542,459</b>	<b>13,490,000</b>	<b>4,022,087</b>	<b>2,388,492</b>	<b>14,900,072</b>
<b>Total Available Resources</b>	<b>280,668,537</b>	<b>9,411,921</b>	<b>24,385,279</b>	<b>13,174,485</b>	<b>(6,615,624)</b>	<b>4,693,641</b>	<b>4,756,129</b>	<b>21,167,321</b>
<b>EXPENDITURES</b>								
Management Operations	25,216,411	-	-	-	-	-	-	-
Community Services	8,548,068	785,300	1,251,796	12,542,459	-	-	2,388,492	-
Public Services	4,044,699	3,297,586	12,926,452	-	14,772,814	-	-	-
Recreation & Culture	11,096,203	-	-	-	99,081	-	-	-
Public Safety	110,770,727	-	-	-	-	4,022,087	-	-
Criminal Justice	16,117,673	-	-	-	-	-	-	-
Statutory, Boards & Commissions	5,425,618	-	-	-	-	-	-	-
Capital Improvements	450,000	1,375,163	1,031,765	-	-	-	-	-
Other Non-Departmental	34,415,123	420,613	1,391,696	-	3,406,105	-	-	-
Debt Service	-	-	-	-	-	-	-	14,900,072
Mass Transit	183,493	-	-	-	-	-	-	-
<b>Total Expenditures</b>	<b>216,268,015</b>	<b>5,878,662</b>	<b>16,601,709</b>	<b>12,542,459</b>	<b>18,278,000</b>	<b>4,022,087</b>	<b>2,388,492</b>	<b>14,900,072</b>
Transfer to Other Funds**	-	-	-	-	-	-	-	-
<b>TOTAL</b>	<b>216,268,015</b>	<b>5,878,662</b>	<b>16,601,709</b>	<b>12,542,459</b>	<b>18,278,000</b>	<b>4,022,087</b>	<b>2,388,492</b>	<b>14,900,072</b>
Projected Ending Fund Balance: 6/30/22	64,400,522	3,533,259	7,783,570	632,026	(24,893,624)	671,554	2,367,637	6,267,249
<b>Change in total Fund Balance projected for FY23</b>	<b>\$ 10,228,826</b>	<b>\$ -</b>	<b>\$ -</b>	<b>\$ -</b>	<b>\$ 4,788,000</b>	<b>\$ -</b>	<b>\$ -</b>	<b>\$ -</b>

NOTE: General Fund Balance includes LOST Fund Balance of \$23,289,414

\*Proprietary (Enterprise) funds - fund equity

\*\*Excluding transfers to the CIP Fund included in the Capital Improvements line.

\*\*\*Major funds are italicized

**FY23 SUMMARY OF REVENUES, EXPENDITURES AND CHANGES IN FUND BALANCE**

<b>OPERATING FUNDS</b>	<i>Transportation Fund*</i>	<b>Parking Management Fund*</b>	<b>Trade Center Fund*</b>	<b>Bull Creek Golf Fund*</b>	<b>Oxbow Creek Golf Fund*</b>	<i>Civic Center Fund*</i>	<b>Total Operating Funds</b>
<b>Fund Numbers</b>	<b>0751</b>	<b>0752</b>	<b>0753</b>	<b>0755</b>	<b>0756</b>	<b>0757</b>	
<b>Beginning Fund Balance as of 7/01/22 (undesignated, unreserved, &amp; unaudited)</b>	\$ 332,184	\$ -	\$ (1,413,293)	\$ (3,399,344)	\$ (529,028)	\$ (20,703,573)	\$ 50,065,965
<b>REVENUES</b>							
General Property Taxes	4,006,998	-	-	-	-	-	95,340,260
Franchise, Business & Other Taxes	-	-	-	-	-	-	48,195,000
Sales & Use Taxes	-	-	680,000	-	-	-	84,390,000
Business Licenses & Permits	-	-	-	-	-	-	2,640,000
Fines & Forfeitures	-	-	-	-	-	-	2,600,000
Charges for Service	604,800	-	738,850	1,545,831	394,363	2,386,824	38,719,809
Intergovernmental	9,400,158	-	-	-	-	-	10,367,517
Investment Income	30,000	-	50,000	-	-	-	791,000
Miscellaneous Revenues	-	-	811,451	13,500	-	769,250	2,839,598
Transfers-in	-	-	650,000	50,000	150,000	1,300,000	13,561,511
<b>Total Revenues</b>	<b>14,041,956</b>	<b>-</b>	<b>2,930,301</b>	<b>1,609,331</b>	<b>544,363</b>	<b>4,456,074</b>	<b>299,444,695</b>
<b>Total Available Resources</b>	<b>14,374,140</b>	<b>-</b>	<b>1,517,008</b>	<b>(1,790,013)</b>	<b>15,335</b>	<b>(16,247,499)</b>	<b>349,510,660</b>
<b>EXPENDITURES</b>							
Management Operations	-	-	-	-	-	-	25,216,411
Community Services	-	-	-	-	-	-	25,516,115
Public Services	15,000	-	-	-	-	125,000	35,181,551
Recreation & Culture	-	-	2,481,479	1,550,544	520,514	4,132,555	19,880,376
Public Safety	-	-	-	-	-	-	114,792,814
Criminal Justice	-	-	-	-	-	-	16,117,673
Statutory, Boards & Commissions	-	-	-	-	-	-	5,425,618
Capital Improvements	-	-	-	-	-	-	2,856,928
Other Non-Departmental	496,398	-	157,544	58,787	23,849	198,519	40,568,634
Debt Service	-	-	291,278	-	-	-	15,191,350
Mass Transit	13,602,290	-	-	-	-	-	13,785,783
<b>Total Expenditures</b>	<b>14,113,688</b>	<b>-</b>	<b>2,930,301</b>	<b>1,609,331</b>	<b>544,363</b>	<b>4,456,074</b>	<b>314,533,253</b>
Transfer to Other Funds**	-	-	-	-	-	-	-
<b>TOTAL</b>	<b>14,113,688</b>	<b>-</b>	<b>2,930,301</b>	<b>1,609,331</b>	<b>544,363</b>	<b>4,456,074</b>	<b>314,533,253</b>
Projected Ending Fund Balance: 6/30/22	260,452	-	(1,413,293)	(3,399,344)	(529,028)	(20,703,573)	34,977,407
<b>Change in total Fund Balance projected for FY23</b>	<b>\$ 71,732</b>	<b>\$ -</b>	<b>\$ -</b>	<b>\$ -</b>	<b>\$ -</b>	<b>\$ -</b>	<b>\$ 15,088,558</b>

NOTE: General Fund Balance includes LOST Fund Balance of \$23,289,414

\*Proprietary (Enterprise) funds - fund equity

\*\*Excluding transfers to the CIP Fund included in the Capital Improvements line.



# Department-Fund Relationship

	Major Funds				Non-Major Funds								
	General	Integrated Waste	Civic Center	METRA	Stormwater	Paving	Indigent Care	Emergency Telephone	Economic Development	Debt Service	Trade Center	Bull Creek	Oxbow Creek
<b>Departments</b>													
100 - Council	✓												
110 - Executive Office	✓												
120 - City Attorney	✓												
130 - City Manager's Office	✓												
160 - Civic Center			✓										
200 - Finance	✓						✓			✓			
210 - Information Technology	✓												
220 - Human Resources	✓												
240 - Inspections and Codes	✓												
242 - Planning	✓												
245 - Real Estate (CDBG)	✓								✓				
250 - Engineering	✓				✓	✓							
260 - Public Works	✓	✓	✓	✓	✓	✓							
270 - Parks and Recreation	✓	✓											
280 - Cooperative Extension	✓												
290 - Boards and Commissions	✓												
400 - Police	✓							✓					
410 - Fire/EMS	✓												
420 - Muscogee County Prison	✓												
450 - Homeland Security	✓												
500 - Superior Court	✓												
510 - State Court	✓												
520 - Public Defender	✓												
530 - Municipal Court	✓												
540 - Probate Court	✓												
550 - Sheriff	✓												
560 - Tax Commissioner	✓												
570 - Coroner	✓												
580 - Recorder's Court	✓												
590 - Non-Departmental	✓	✓	✓	✓	✓	✓		✓		✓	✓	✓	
610 - METRA	✓			✓									
620 - Trade Center											✓		
630 - Bull Creek												✓	
640 - Oxbow Creek													✓
680 - WIOA													



This page intentionally left blank.



**OVERVIEW / GENERAL FUND 0101**

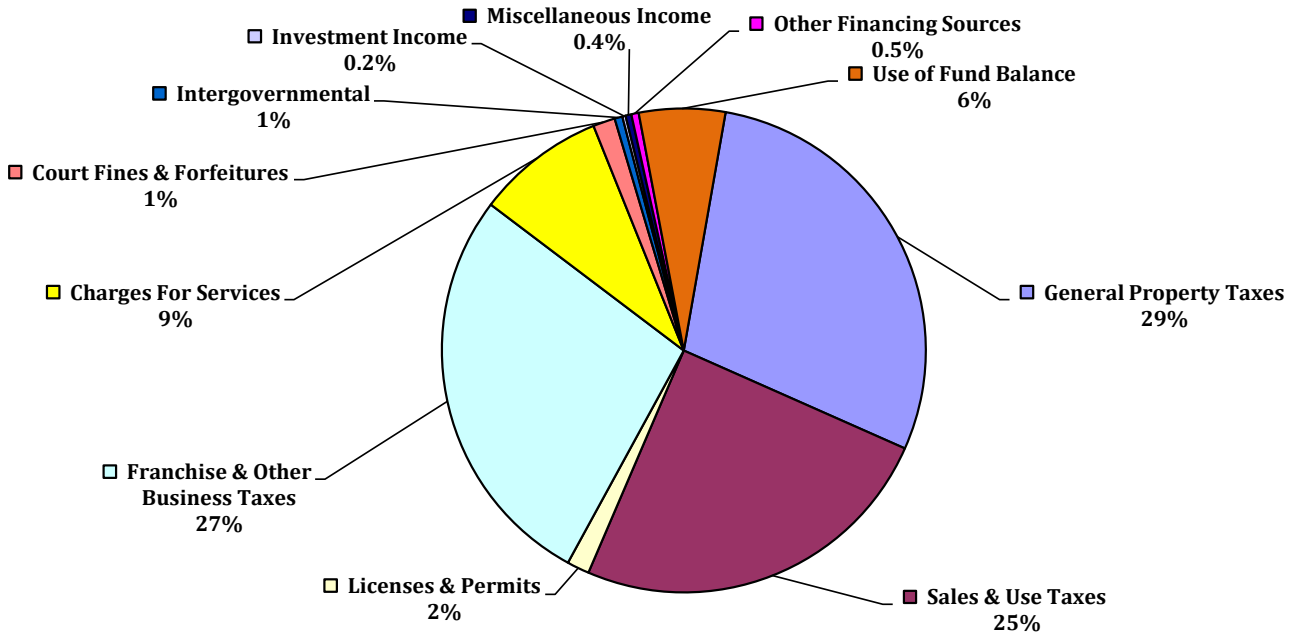
**General Fund**

**\$**

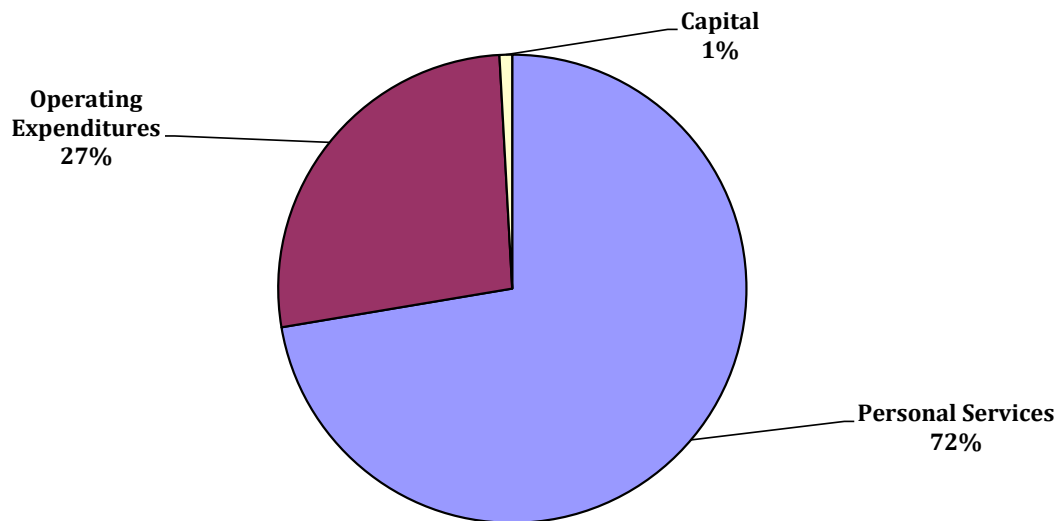
**176,214,189**

The General Fund accounts for all financial resources and expenditures that are not accounted for in specific purpose funds. It is the major operating fund of the government. The expenditures incurred are for current day-to-day expenses, operating equipment, and special appropriations

**Budget by Revenue Source**



**Budget by Expense Category**



**SCHEDULE OF REVENUES / GENERAL FUND 0101**

		<b>FY20</b>	<b>FY21</b>	<b>FY22</b>	<b>FY23</b>	<b>%</b>
		<b>Actual</b>	<b>Actual</b>	<b>Actual*</b>	<b>Adopted</b>	<b>Change</b>
<b>General Property Taxes</b>						
4001	Real Property	31,276,636	31,825,724	31,576,737	38,284,643	21.24%
4002	Public Utility	47,177	-	-	-	N/A
4003	Timber	-	-	-	-	N/A
4005	Personal Property	5,436,167	5,476,248	5,386,347	-	-100.00%
4006	Motor Vehicle	426,635	367,724	315,367	349,402	10.79%
4007	Mobile Homes	29,235	28,772	27,691	-	-100.00%
4009	Ad Valorem Title Tax	9,226,264	11,313,170	10,350,761	10,800,000	4.34%
4010	Alternative Ad Valorem Tax	83,767	76,942	95,444	-	-100.00%
4012	Not on Digest	313	-	-	-	N/A
4015	Recording Intangibles	895,817	1,386,528	1,612,693	850,000	-47.29%
4016	Railroad Equip Taxes	-	79,274	(8,978)	-	-100.00%
	<b>Subtotal</b>	<b>\$ 47,422,010</b>	<b>\$ 50,554,383</b>	<b>\$ 49,356,062</b>	<b>\$ 50,284,045</b>	<b>1.88%</b>
<b>Penalties &amp; Interest</b>						
4150	Ad Valorem	561,531	652,599	512,485	500,000	-2.44%
4151	Auto	25,839	27,748	18,122	25,000	37.96%
4153	Breach of Covenant	-	-	-	-	N/A
4154	FIFAs	74,180	80,111	53,180	57,000	7.18%
	<b>Subtotal</b>	<b>\$ 661,550</b>	<b>\$ 760,458</b>	<b>\$ 583,787</b>	<b>\$ 582,000</b>	<b>-0.31%</b>
	<b>Total General Property Taxes</b>	<b>\$ 48,083,560</b>	<b>\$ 51,314,841</b>	<b>\$ 49,939,849</b>	<b>\$ 50,866,045</b>	<b>1.85%</b>
<b>Franchise (Public Utility Taxes)</b>						
4020	Georgia Power	10,513,583	9,624,918	9,835,662	9,600,000	-2.40%
4021	Liberty Utilities/Atmos	1,794,534	1,875,943	1,692,245	1,800,000	6.37%
4022	BellSouth	224,797	221,192	158,279	210,000	32.68%
4023	Charter Communications	442,163	435,054	341,593	440,000	28.81%
4024	TCI/Mediacom	744,705	820,075	528,594	800,000	51.34%
4025	Knology/WOW	768,457	685,486	423,451	650,000	53.50%
4026	Diverse Power/Troup	234,352	228,147	231,505	230,000	-0.65%
4027	Flint Electric	142,060	143,658	154,613	145,000	-6.22%
4028	Water Works - 6% Sales	3,985,884	4,058,419	3,104,796	3,900,000	25.61%
4029	AT&T Comm Rights	1,239	12,326	-	10,000	N/A
4030	Public Svc Telephone	97	74	25	-	-100.00%
4031	ACN Communication Services- Inc	-	-	-	-	N/A
4032	Telephone Franchise Tax	14,317	18,043	17,527	15,000	-42.95%
4114	American Communication	10,222	9,945	5,148	10,000	#REF!
	<b>Subtotal</b>	<b>\$ 18,876,413</b>	<b>\$ 18,133,280</b>	<b>\$ 16,493,438</b>	<b>\$ 17,810,000</b>	<b>7.98%</b>
	<b>Total Franchise Taxes</b>	<b>\$ 18,876,413</b>	<b>\$ 18,133,280</b>	<b>\$ 16,493,438</b>	<b>\$ 17,810,000</b>	<b>7.98%</b>
<b>Business Taxes</b>						
4100	Occupational Tax	15,508,938	15,982,421	4,646,574	14,500,000	212.06%
4110	Insurance Premium Tax	14,509,228	15,304,957	15,806,063	15,500,000	-1.94%
	<b>Subtotal</b>	<b>\$ 30,018,167</b>	<b>\$ 31,287,378</b>	<b>\$ 20,452,637</b>	<b>\$ 30,000,000</b>	<b>46.68%</b>
<b>Other Taxes</b>						
4140	Other Taxes	385,216	513,962	295,413	385,000	30.33%
	<b>Subtotal</b>	<b>\$ 385,216</b>	<b>\$ 513,962</b>	<b>\$ 295,413</b>	<b>\$ 385,000</b>	<b>30.33%</b>
	<b>Total Business &amp; Other Taxes</b>	<b>\$ 30,403,383</b>	<b>\$ 31,801,340</b>	<b>\$ 20,748,050</b>	<b>\$ 30,385,000</b>	<b>46.45%</b>

**SCHEDULE OF REVENUES / GENERAL FUND 0101**

		<b>FY20 Actual</b>	<b>FY21 Actual</b>	<b>FY22 Actual*</b>	<b>FY23 Adopted</b>	<b>% Change</b>
<b>General Sales &amp; Use Taxes</b>						
4040	Local Option Sales Tax	37,404,546	45,242,030	45,027,273	40,000,000	-11.16%
	<b>Subtotal</b>	<b>\$ 37,404,546</b>	<b>\$ 45,242,030</b>	<b>\$ 45,027,273</b>	<b>\$ 40,000,000</b>	<b>-11.16%</b>
<b>Selective Sales &amp; Use Taxes</b>						
4051	Real Estate Transfer Tax	-	-	909,188	650,000	-28.51%
4052	Beer Tax	1,636,847	1,661,693	1,409,579	1,550,000	9.96%
4053	Wine Tax	403,342	420,240	357,573	360,000	0.68%
4054	Liquor Tax	426,042	492,119	439,010	400,000	-8.89%
4058	Auto Rental Tax	390,567	537,148	509,491	400,000	-21.49%
4059	3% Alcohol Excise Tax	385,212	509,942	544,237	350,000	-35.69%
4117	Firework Excise Tax	1,338	1,608	2,684	-	-100.00%
	<b>Subtotal</b>	<b>\$ 3,243,348</b>	<b>\$ 3,622,750</b>	<b>4,171,762</b>	<b>\$ 3,710,000</b>	<b>-11.07%</b>
	<b>Total Sales &amp; Use Taxes</b>	<b>\$ 40,647,894</b>	<b>\$ 48,864,780</b>	<b>\$ 49,199,035</b>	<b>\$ 43,710,000</b>	<b>-11.16%</b>
<b>Licenses &amp; Permits</b>						
<b>Business Licenses Regulatory Fees</b>						
4200	Beer License	112,265	108,755	93,120	95,000	2.02%
4201	Wine License	54,115	53,420	44,415	45,000	1.32%
4202	Liquor License	625,913	604,137	458,356	550,000	19.99%
4204	Alcohol Application I.D. Card Permits	33,865	52,220	34,420	35,000	1.69%
4210	Insurance License	96,753	85,018	36,762	85,000	131.22%
	<b>Subtotal</b>	<b>\$ 922,911</b>	<b>\$ 903,550</b>	<b>\$ 667,073</b>	<b>\$ 810,000</b>	<b>21.43%</b>
	<b>Non-Business Licenses &amp; Permits</b>			<b>108251.75</b>		
4250	Animal Permits	120,094	108,252	115,047	100,000	-13.08%
4253	Zoning Petition Permits	1,200	31	-	-	N/A
4255	Judge Of Probate - Licenses	65,754	162,983	74,785	100,000	33.72%
	<b>Subtotal</b>	<b>\$ 187,048</b>	<b>\$ 271,266</b>	<b>189,832</b>	<b>\$ 200,000</b>	<b>5.36%</b>
<b>Other Licenses &amp; Permits</b>						
4251	Building Permits	\$ 1,589,893	\$ 1,776,654	2,236,010	1,400,000	-37.39%
4252	Certificates Of Occupancy	52,680	65,480	58,000	50,000	-13.79%
4254	PTV Permits	45	120	60	-	-100.00%
4256	Burial Permits	60,819	59,824	75,425	60,000	-20.45%
4257	Mobile Home Permits	4,081	3,768	3,238	4,000	23.53%
4259	HazMat Permits	13,015	16,005	3,700	16,000	332.43%
	<b>Subtotal</b>	<b>\$ 1,720,533</b>	<b>\$ 1,921,851</b>	<b>2,376,433</b>	<b>\$ 1,530,000</b>	<b>-35.62%</b>
<b>Penalties &amp; Interest</b>						
4271	Penalties-Tag Fees	112,894	125,245	116,305	100,000	-14.02%
	<b>Subtotal</b>	<b>\$ 112,894</b>	<b>\$ 125,245</b>	<b>\$ 116,305</b>	<b>\$ 100,000</b>	<b>-14.02%</b>
	<b>Total Licenses &amp; Permits</b>	<b>\$ 2,943,386</b>	<b>\$ 3,221,912</b>	<b>\$ 3,349,643</b>	<b>\$ 2,640,000</b>	<b>-21.19%</b>
<b>Charges for Services</b>						
4450	Auto Tag Fees	186,850	192,863	177,678	180,000	1.31%
4452	Auto Tag Postage Fees	77,614	95,064	78,604	50,000	-36.39%
4455	Damage to City Property	125	170	-	-	N/A
4456	Lot Cleaning Fees	-	-	-	-	N/A
4459	Data Services	1,551	855	260	-	-100.00%
4465	Insurance Fees	48,525	44,140	57,125	50,000	-12.47%
4568	Parking Fees	-	-	-	-	N/A
4501	Police False Alarm Fees	1,445	146,785	135,119	125,000	-7.49%
4502	Fire False Alarm Fees	1,675	-	-	-	N/A

**SCHEDULE OF REVENUES / GENERAL FUND 0101**

		FY20 Actual		FY21 Actual		FY22 Actual*		FY23 Adopted		%
										Change
4505	Hazmat Cleanup Fees	323		-		-		-		N/A
4506	EMS Collections	1,726,858		1,348,876		2,011,492		1,600,000		-20.46%
4512	Jail Fees	72,390		230,790		126,015		110,000		-12.71%
4513	Alarm Registration	220		-		-		-		N/A
4515	MCP Inmates - Subsidy	4,156,186		3,469,158		3,764,564		3,600,000		-4.37%
4516	MCP Inmates - Releases	24,600		18,879		40,344		15,000		-62.82%
4517	Jail Medical Reimburse	6,313		16,110		3,771		-		-100.00%
4610	Bad Check Fees	755		532		333		1,000		200.30%
4611	Credit Card Service Fees	2,762		4,281		4,015		3,000		-25.28%
4620	Fuel Surcharge	29,756		19,779		22,486		20,000		-11.06%
	<b>Subtotal</b>	\$ 6,337,949		\$ 5,588,282		\$ 6,421,806		\$ 5,754,000		-10.40%
<b>Cost Allocation</b>										
4461	Cost Allocation Service Fees	2,844,097		2,857,296		2,788,090		2,896,759		3.90%
	<b>Subtotal</b>	\$ 2,844,097		\$ 2,857,296		\$ 2,788,090		\$ 2,896,759		3.90%
<b>Court Fees</b>										
4430	Municipal Court - Court Fees	5,012		2,418		-		2,500		N/A
4431	Recorders Court - Court Fees	300		-		125		-		-100.00%
4432	Magistrate Court-Court Fees	118,458		87,699		88,381		90,000		1.83%
4433	Superior Court - Court Fees	382,766		361,721		285,328		290,000		1.64%
4434	Superior Ct - Misc. Fees	98,220		72,529		82,240		55,000		-33.12%
4435	Probate Ct - Misc. Fees	90,844		61,995		69,242		60,000		-13.35%
4436	Probate Court - Estates	175,080		243,782		197,159		190,000		-3.63%
4438	Recorders Ct - Admin Fees	121,775		82,796		32,302		50,000		54.79%
4439	Juvenile Court - Court Fees	281		49		112		-		-100.00%
4443	Public Defenders Recovery	-		200		50		-		-100.00%
4448	Recordings	454,611		667,305		450,009		525,000		16.66%
4449	Real Estate Transfer Fees	793,084		161,356		95,741		4,000		-95.82%
4467	Juv Drug Crt Non Comp	85		223		35		-		-100.00%
4471	Verification Fees	6,820		7,095		11,165		7,000		-37.30%
4473	Subdivision Plat Fees	20,536		22,588		23,003		15,000		-34.79%
4474	Zoning Fees	36,600		42,150		50,045		30,000		-40.05%
4477	Boarding Fees	-		2,926		-		-		N/A
4478	Witness Assistance	-		-		-		75,000		N/A
4480	Family Drug Ct Program Fees	1,925		1,720		-		-		N/A
4483	Juvenile Ct - Traffic Fines	18,583		13,300		16,183		-		-100.00%
4493	Drug Court Lab Fees	11,895		15,208		24,173		12,000		-50.36%
4494	Adult Drug Court Admin Fee	17,766		17,305		830		-		-100.00%
4498	Probate Court - Passport Fee	16,651		4,716		17,635		10,000		-43.29%
4496	Indigent Defense Fee	11,100		17,880		35,144		10,000		-71.55%
4497	BHAR Review Fees	2,110		1,400		2,070		2,000		-3.38%
4537	Juvenile Ct - Supervisory Fees	19,925		9,279		8,917		15,000		68.22%
	<b>Subtotal</b>	\$ 2,404,425		\$ 1,897,640		\$ 1,489,889		\$ 1,442,500		-3.18%
<b>Special Assessments</b>										
4595	Street Assess & Demo Interest	\$ 175		\$ 3,088		\$ 5,192		\$ -		-100.00%
	<b>Subtotal</b>	\$ 175		\$ 3,088		\$ 5,192		\$ -		-100.00%
<b>Commissions</b>										
4815	Pay Phone - Jail	365,949		392,448		361,204		300,000		-16.94%
4816	Pay Phone - MCP	237,797		237,259		229,758		250,000		8.81%
	<b>Subtotal</b>	\$ 603,746		\$ 629,707		\$ 590,962		\$ 550,000		-6.93%

**SCHEDULE OF REVENUES / GENERAL FUND 0101**

		FY20 Actual		FY21 Actual		FY22 Actual*		FY23 Adopted		%
										Change
<b>Other Fees - Commissions</b>										
4532	School Tax Commissions	2,769,432		2,825,807		2,840,770		2,700,000		-4.96%
4533	School Tax-Auto Commissions	257,294		301,746		252,339		250,000		-0.93%
4534	State of GA Commissions	116		31		44		-		-100.00%
4536	B.I.D. Commissions	18,577		20,202		19,976		20,000		0.12%
4538	Title Ad Val Tax Comm	102,435		111,263		59,987		-		-100.00%
	<b>Subtotal</b>	\$ 3,147,854		\$ 3,259,049		\$ 3,173,116		\$ 2,970,000		-6.40%
<b>Other Fees</b>										
4518	Coroner Transports	-		-		-		-		N/A
4520	Paramedic Program	35,820		27,580		37,700		-		-100.00%
4530	Sheriff - Fees	852,527		791,416		496,996		600,000		20.73%
4531	Qualifying Fees	27,564		270		18,023		-		-100.00%
4558	Recycling Fees	8,255		23,428		6,947		5,000		-28.03%
4559	Sale of Recycled Materials	-		480		113		-		-100.00%
4569	Public Parking Fees	7,972		1,725		950		2,000		110.53%
4570	Spay/Neuter Vch Fees	5,030		14,862		5,004		5,000		-0.08%
4571	Pound Fees	67,919		64,599		41,641		50,000		20.07%
4572	Animal Bio Med	-		-		-		-		N/A
4582	Sale of Merchandise	4,814		5,398		5,258		5,000		-4.91%
4591	Lot Cleaning/Maint Fees	28,898		46,046		44,122		80,000		81.32%
4594	Ordained Bldg Demolition	4,282		15,674		52,591		-		-100.00%
	<b>Subtotal</b>	\$ 1,043,082		\$ 991,478		\$ 709,345		\$ 747,000		5.31%
<b>Culture &amp; Recreation</b>										
4654	Memorial Stadium	3,800		700		4,300		6,000		39.53%
4655	Golden Park	2,050		5,001		-		5,000		N/A
4658	Tennis Fees	111,616		170,488		174,924		150,000		-14.25%
4659	Swimming Pools	13,932		14,626		26,629		10,000		-62.45%
4660	Concessions	12,526		8,524		9,911		5,000		-49.55%
4661	Concessions- Mem Stad	2,865		615		4,000		3,000		-25.00%
4664	Pool Concessions	8,560		3,372		10,665		3,000		-71.87%
4665	Facilities Rental	-		-		-		-		N/A
4666	Facilities Rent Promenade	11,436		1,764		15,210		7,000		-53.98%
4667	Facilities Rent-Comm Ctr	4,572		9,580		(144)		5,000		-3572.22%
4668	Facilities Rental -Rugby	400		400		400		400		0.00%
4671	After School Program	845,157		169,059		351,129		350,000		-0.32%
4674	Youth Program Fees	16,005		270		10,570		8,000		-24.31%
4675	Therapeutics	4,727		(17)		-		4,000		N/A
4676	Cultural Arts Program Fees	28,420		7,531		34,571		30,000		-13.22%
4677	Sr. Citizens Program Fees	7,951		-		189		6,000		3074.60%
4678	Athletic Program Fees	35,575		43,350		56,355		55,000		-2.40%
4680	South Commons -Softball	1,850		19,925		6,000		5,000		-16.67%
4681	Fee Based Program Fees	(19)		-		2,312		-		-100.00%
4682	Marina Concessions	75,533		65,586		91,797		50,000		-45.53%
4683	Marina Fees	17,090		14,952		10,833		10,000		-7.69%
4684	South Commons-Concessions	9,170		8,399		12,050		7,000		-41.91%
4685	Vending Machines	3,988		2,341		2,918		4,000		37.08%
4686	Aquatics Gate	50,222		14,559		85,008		7,000		-91.77%
4687	Aquatics Concession	7,289		-		9,712		4,000		-58.81%
4688	Aquatics Rentals	58,892		39,284		54,146		15,000		-72.30%
4689	Aquatics Program Fees	13,238		1,075		7,448		5,000		-32.87%
4690	Aquatics Merchandise	632		574		2,421		1,500		-38.04%



**SCHEDULE OF REVENUES / GENERAL FUND 0101**

		FY20		FY21		FY22		FY23		%
		Actual		Actual		Actual*		Adopted		Change
4691	Whitewater	41,560		46,167		48,450		45,000		-7.12%
	<b>Subtotal</b>	\$ 1,389,038	\$	648,125	\$	1,031,804	\$	800,900		-22.38%
	<b>Total Charges For Services</b>	\$ 17,770,365	\$	15,874,665	\$	16,210,204	\$	15,161,159		-6.47%
<b>Court Fines &amp; Forfeitures</b>										
4740	Recorders Court - Fines	3,060,867		2,035,338		965,185		1,500,000		55.41%
4743	Environmental Court - Fines	52,325		4,500		-		25,000		N/A
4746	Other Fines	-		-		-		-		N/A
4752	Parking Violations Tickets	111,130		64,323		42,105		50,000		18.75%
4753	Recorders' Ct- Muscogee	140,597		76,172		36,897		60,000		62.61%
4754	Superior Ct- Muscogee	2,544		10,649		16,731		5,000		-70.12%
4755	State Court- Muscogee	35,304		23,328		33,188		20,000		-39.74%
4756	Municipal Ct- Muscogee	1,024		2,643		2,886		1,000		-65.35%
4757	Harris County Surcharge	33,308		27,343		34,182		30,000		-12.23%
4758	Talbot County Surcharge	6,692		9,373		11,237		7,000		-37.71%
4759	Marion County Surcharge	8,158		7,588		7,052		6,000		-14.92%
4760	Chattahoochee County	3,647		8,095		5,232		5,000		-4.43%
4761	Taylor County	18,054		17,704		19,654		20,000		1.76%
4762	Superior Court F&F	543,144		103,086		285,842		155,000		-45.77%
4763	Municipal Court F&F	209,680		190,446		205,376		200,000		-2.62%
4764	State Court F&F	231,702		434,548		513,739		516,000		0.44%
	<b>Total Court Fines &amp; Forfeitures</b>	\$ 4,458,177	\$	3,015,136	\$	2,179,306	\$	2,600,000		19.30%
<b>Intergovernmental</b>										
4314	Soc Sec Admin Fee	17,100		3,600		23,800		10,000		-57.98%
4315	Dept. of Justice	3,735		5,036		-		-		N/A
4343	GA Emergency Mgt Assist	50,000		50,000		50,000		50,000		0.00%
4359	Miscellaneous Revenues	2,648		418,460		470,341		445,000		-5.39%
4376	Disaster Reimbursement	536		8,296		-		-		#REF!
4400	Payment Lieu Taxes Housing Auth	65,004		76,928		78,721		50,000		-36.48%
4402	Admin Office of Court	175,000		175,000		175,000		175,000		0.00%
4414	Harris County	125,841		101,764		160,239		133,131		-16.92%
4424	Misc Intergovernmental	170,824		146,329		-		-		N/A
4426	Talbot County	1,064		29,512		18,731		15,728		-16.03%
4427	Marion County	1,062		29,857		19,914		17,038		-14.44%
4428	Chattahoochee County	446		20,936		12,707		11,334		-10.81%
4429	Taylor County	22,275		22,087		17,957		20,628		14.87%
	<b>Total Intergovernmental</b>	\$ 635,534	\$	1,087,805	\$	1,027,410	\$	927,859		-9.69%
<b>Investment Income</b>										
4772	Gains/Losses on Investments	(125,339)		(573,611)		(2,185,940)		-		-100.00%
4780	Investment Interest	679,841		538,549		790,313		400,000		-49.39%
	<b>Total Investment Income</b>	\$ 554,502	\$	(35,062)	\$	(1,395,627)	\$	400,000		-128.66%

**SCHEDULE OF REVENUES / GENERAL FUND 0101**

		<b>FY20</b>	<b>FY21</b>	<b>FY22</b>	<b>FY23</b>	<b>%</b>
		<b>Actual</b>	<b>Actual</b>	<b>Actual*</b>	<b>Adopted</b>	<b>Change</b>
<b>Miscellaneous</b>						
<b>Rents &amp; Royalties</b>						
4861	Sale Of Unclaimed Property	-	-	77,050	-	-100.00%
4862	Sale Of Salvage	-	-	-	-	N/A
4867	Engineering Documents	20	20	-	-	N/A
4869	Sale Of Police Reports	191,622	191,622	141,981	160,000	12.69%
4870	Sale Of Fire Reports	40,825	40,825	45,095	40,000	-11.30%
4871	Voter Lists	-	-	-	-	N/A
4873	Legacy Terrace Rental	100,493	100,493	101,355	100,000	-1.34%
4877	Rental Of City Property	9,068	9,068	16,920	10,000	-40.90%
4878	Rental/Lease Income	225,902	225,903	223,911	200,000	-10.68%
4879	Plan & Develop Doc	82	82	189	1,500	693.65%
4881	Misc. Coroner Reports	1,264	1,264	-	-	N/A
4884	Signage Sales - Developers	8,625	8,625	10,250	3,000	-70.73%
4885	Tax Comm. Reports	-	-	-	-	N/A
4888	Sales of Electricity - Charging Stations	39	39	-	-	N/A
	<b>Subtotal</b>	\$ <b>577,940</b>	\$ <b>577,940</b>	\$ <b>616,751</b>	\$ <b>514,500</b>	<b>-16.58%</b>
<b>Other Miscellaneous Revenue</b>						
4821	DETOX/Maj Bldg Repairs	16,728	16,728	16,759	16,000	-4.53%
4822	DETOX/Mental - Insurance	670	670	640	800	25.00%
4826	Special Events	3,575	3,575	2,575	5,000	94.17%
4837	Miscellaneous Revenues	3,145,364	201,433	187,913	100,000	-46.78%
4840	Rebates	10,000	10,000	6,150	-	-100.00%
4842	Vendors Comp. - Sales Tax	2,189	2,189	2,881	-	-100.00%
4844	Refund Bldg Maint Retardation Center	24,000	24,000	24,000	24,000	0.00%
4848	Fuel	25,498	25,498	23,953	25,000	4.37%
	<b>Subtotal</b>	\$ <b>3,228,024</b>	\$ <b>284,093</b>	\$ <b>264,871</b>	\$ <b>170,800</b>	<b>-35.52%</b>
<b>Reimbursement for Damaged Property</b>						
4744	Tree Replacement Fines	-	-	-	-	N/A
4851	Damage To City Property	47,413	47,413	65,445	-	-100.00%
4852	Repairs To City Vehicles	289	289	-	-	N/A
4853	Claims/Settlements	20,014	20,014	83,738	-	-100.00%
	<b>Subtotal</b>	\$ <b>67,716</b>	\$ <b>67,715</b>	\$ <b>149,183</b>	\$ <b>-</b>	<b>-100.00%</b>
	<b>Total Miscellaneous</b>	\$ <b>3,873,680</b>	\$ <b>929,748</b>	\$ <b>1,030,805</b>	\$ <b>685,300</b>	<b>-33.52%</b>
<b>Contributions</b>						
4801	Private Contributions	20,739	20,739	-	-	N/A
4802	Donations	122,760	122,760	22,139	-	-100.00%
	<b>Total Contributions</b>	\$ <b>143,499</b>	\$ <b>143,499</b>	\$ <b>22,139</b>	\$ <b>-</b>	<b>-100.00%</b>
<b>Other Financing Sources</b>						
<b>Sale of General Fixed Assets</b>						
4906	Property Sales	-	-	-	-	N/A
4907	Sale of General Fixed Assets	151,646	151,646	115,827	-	-100.00%
	<b>Subtotal</b>	\$ <b>151,646</b>	\$ <b>151,646</b>	\$ <b>115,827</b>	\$ <b>-</b>	<b>-100.00%</b>

**SCHEDULE OF REVENUES / GENERAL FUND 0101**

	<b>FY20 Actual</b>		<b>FY21 Actual</b>		<b>FY22 Actual*</b>		<b>FY23 Adopted</b>	<b>% Change</b>
<b>Interfund Transfers In</b>								
4947		Transfer In-County Jail Penalty	-				800,000	N/A
4950		Transfer In-General Fund CIP	-	-	-		-	N/A
4963		Transfer In-Pension and Benefits	-	-	-		-	N/A
4982		Transfer In-ARP Fiscal Recovery	-	-	1,082,627.00		-	-100.00%
4998		Transfer In-Other LOST	-	-	-		53,826	N/A
		<b>Subtotal</b>	\$ -	\$ -	\$ 1,082,627.00		\$ 853,826	<b>-21.13%</b>
<b>Total Other Financing Sources</b>			\$ 151,646	\$ 151,646	\$ 1,198,454		\$ 853,826	<b>-28.76%</b>
<b>Use Of Fund Balance</b>			\$ -	\$ -	\$ -		\$ 10,175,000	
<b>Grand Total</b>			\$ 168,542,039	\$ 174,503,591	\$ 160,002,706		\$ 176,214,189	<b>10.13%</b>

\* Unaudited

**SCHEDULE OF EXPENDITURES / GENERAL FUND 0101**

		<b>FY20</b>	<b>FY21</b>	<b>FY22</b>	<b>FY23</b>	<b>%</b>
		<b>Actual</b>	<b>Actual</b>	<b>Actual*</b>	<b>Adopted</b>	<b>Change</b>
<b>Council</b>						
100-1000	City Council	312,602	327,721	333,215	364,439	9.37%
100-2000	Clerk of Council	240,085	248,131	268,218	269,472	0.47%
	<b>Subtotal</b>	<b>\$ 552,687</b>	<b>\$ 575,852</b>	<b>\$ 601,433</b>	<b>\$ 633,911</b>	<b>5.40%</b>
<b>Mayor</b>						
110-1000	Mayor's Office	311,161	302,796	273,436	310,044	13.39%
110-2600	Internal Auditor	197,979	247,801	212,192	310,801	46.47%
	<b>Subtotal</b>	<b>\$ 509,140</b>	<b>\$ 550,598</b>	<b>\$ 485,628</b>	<b>\$ 620,845</b>	<b>27.84%</b>
<b>City Attorney</b>						
120-1000	City Attorney	388,090	391,882	458,772	456,508	-0.49%
120-2100	Litigation	1,922,478	1,701,247	1,913,766	1,300,000	-32.07%
	<b>Subtotal</b>	<b>\$ 2,310,568</b>	<b>\$ 2,093,130</b>	<b>\$ 2,372,538</b>	<b>\$ 1,756,508</b>	<b>-25.97%</b>
<b>City Manager</b>						
130-1000	City Manager	780,437	757,546	903,382	970,903	7.47%
130-2500	Mail Room	69,838	68,670	76,039	69,466	-8.64%
130-2550	Print Shop	193,303	187,085	187,305	210,056	12.15%
130-2600	Public Information Agency	119,014	149,212	161,734	143,261	-11.42%
130-2850	Citizen's Service Center	340,987	349,092	327,183	331,513	1.32%
130-2900	Quality Control	-	24,424	31,768	98,658	210.56%
130-3710	Columbus Family Connection	-	-	-	23,801	N/A
	<b>Subtotal</b>	<b>\$ 1,503,579</b>	<b>\$ 1,536,029</b>	<b>\$ 1,687,411</b>	<b>\$ 1,847,658</b>	<b>9.50%</b>
<b>Finance</b>						
200-1000	Finance Director	348,513	354,010	361,904	357,364	-1.25%
200-2100	Accounting	464,152	506,412	567,722	592,742	4.41%
200-2200	Revenue	620,721	613,849	639,687	686,421	7.31%
200-2900	Financial Planning	222,840	222,142	257,171	312,760	21.62%
200-2950	Purchasing	380,844	387,358	413,673	405,156	-2.06%
200-2980	Cash Management	130,853	137,285	173,947	258,891	48.83%
	<b>Subtotal</b>	<b>\$ 2,167,923</b>	<b>\$ 2,221,057</b>	<b>\$ 2,414,104</b>	<b>\$ 2,613,334</b>	<b>8.25%</b>
<b>Information Technology</b>						
210-1000	Information Technology	4,949,575	7,591,446	5,653,183	6,603,407	16.81%
210-2000	Geographic Information Systems	-	-	-	-	N/A
	<b>Subtotal</b>	<b>\$ 4,949,575</b>	<b>\$ 7,591,446</b>	<b>\$ 5,653,183</b>	<b>\$ 6,603,407</b>	<b>16.81%</b>
<b>Human Resources</b>						
220-1000	Human Resources	853,203	917,438	1,064,768	1,080,075	1.44%
220-2100	Employee Benefits	1,084,031	1,173,073	1,150,040	1,097,642	-4.56%
	<b>Subtotal</b>	<b>\$ 1,937,234</b>	<b>\$ 2,090,511</b>	<b>\$ 2,214,808</b>	<b>\$ 2,177,717</b>	<b>-1.67%</b>
<b>Inspections &amp; Code</b>						
240-2200	Inspections & Code Enforcement	1,387,997	1,392,468	1,497,976	1,378,319	-7.99%
240-2400	Special Enforcement	411,283	476,344	721,300	1,209,565	67.69%
	<b>Subtotal</b>	<b>\$ 1,799,280</b>	<b>\$ 1,868,812</b>	<b>\$ 2,219,276</b>	<b>\$ 2,587,884</b>	<b>16.61%</b>

**SCHEDULE OF EXPENDITURES / GENERAL FUND 0101**

		<b>FY20</b>	<b>FY21</b>	<b>FY22</b>	<b>FY23</b>	<b>%</b>
		<b>Actual</b>	<b>Actual</b>	<b>Actual*</b>	<b>Adopted</b>	<b>Change</b>
<b>Planning</b>						
242-1000	Planning	\$ 281,847	\$ 296,928	\$ 282,323	\$ 321,454	13.86%
	<b>Subtotal</b>	<b>\$ 281,847</b>	<b>\$ 296,928</b>	<b>\$ 282,323</b>	<b>\$ 321,454</b>	<b>13.86%</b>
<b>Real Estate</b>						
245-2400	Real Estate	381,385	163,684	170,653	145,682	-14.63%
	<b>Subtotal</b>	<b>\$ 381,385</b>	<b>\$ 163,684</b>	<b>\$ 170,653</b>	<b>\$ 145,682</b>	<b>-14.63%</b>
<b>Engineering</b>						
250-2100	Traffic Engineering	1,164,011	1,251,548	1,302,673	1,394,195	7.03%
250-3110	Radio Communications	361,207	347,261	685,115	671,304	-2.02%
	<b>Subtotal</b>	<b>\$ 1,525,218</b>	<b>\$ 1,598,809</b>	<b>\$ 1,987,787</b>	<b>\$ 2,065,499</b>	<b>3.91%</b>
<b>Public Works</b>						
260-1000	Public Works	309,158	334,272	342,885	341,798	-0.32%
260-2300	Fleet Management	1,863,638	1,795,257	1,973,277	2,164,266	9.68%
260-2400	Special Enforcement	1,208,059	1,040,740	884,878	1,213,813	37.17%
260-2600	Cemeteries	256,908	257,341	248,564	311,186	25.19%
260-2700	Facility Maintenance	3,050,866	4,831,783	4,111,771	4,261,437	3.64%
260-3710	Other Maint/Repairs	1,192,880	1,177,863	1,464,341	1,177,902	-19.56%
	<b>Subtotal</b>	<b>\$ 7,881,508</b>	<b>\$ 9,437,256</b>	<b>\$ 9,025,716</b>	<b>\$ 9,470,402</b>	<b>4.93%</b>
<b>Parks &amp; Recreation</b>						
270-1000	Parks & Recreation	441,139	437,921	488,409	517,938	6.05%
270-2100	Parks Services	4,884,653	4,672,904	4,644,305	4,775,967	2.83%
270-2400	Recreation Services	1,083,947	922,751	1,249,775	1,312,713	5.04%
270-3220	Golden Park	57,857	47,280	70,390	93,200	32.41%
270-3230	Memorial Stadium	63,955	59,407	50,692	68,357	34.85%
270-3410	Athletics	237,147	242,780	363,194	370,902	2.12%
270-3505	Community Schools	933,596	521,583	643,928	915,665	42.20%
270-4048	Cooper Creek Tennis	338,283	345,541	323,835	406,573	25.55%
270-4049	Lake Oliver Marina	195,839	200,342	242,160	201,633	-16.74%
270-4413	Aquatics	333,512	250,558	486,254	723,627	48.82%
270-4414	Aquatics Center	675,110	656,577	792,660	988,698	24.73%
270-4433	Therapeutics	129,801	87,594	94,519	158,909	68.12%
270-4434	Pottery Shop	138,577	111,165	139,978	156,622	11.89%
270-4435	Senior Citizen's Center	327,532	282,579	348,314	355,839	2.16%
	<b>Subtotal</b>	<b>\$ 9,840,948</b>	<b>\$ 8,838,983</b>	<b>\$ 9,938,413</b>	<b>\$ 11,046,643</b>	<b>11.15%</b>
<b>Cooperative Extension</b>						
280-1000	Cooperative Extension	136,376	132,386	134,005	137,865	2.88%
	<b>Subtotal</b>	<b>\$ 136,376</b>	<b>\$ 132,386</b>	<b>\$ 134,005</b>	<b>\$ 137,865</b>	<b>2.88%</b>
<b>Boards &amp; Commissions</b>						
290-1000	Tax Assessor	\$ 1,410,431	\$ 1,547,468	\$ 1,710,988	\$ 1,752,035	2.40%
290-2000	Elections & Registration	848,048	916,979	1,100,748	1,362,421	23.77%
	<b>Subtotal</b>	<b>\$ 2,258,479</b>	<b>\$ 2,464,447</b>	<b>\$ 2,811,736</b>	<b>\$ 3,114,456</b>	<b>10.77%</b>



**SCHEDULE OF EXPENDITURES / GENERAL FUND 0101**

		FY20 Actual		FY21 Actual		FY22 Actual*		FY23 Adopted		%
										Change
<b>Police</b>										
400-1000	Chief of Police	959,399		1,087,926		1,242,990		1,343,950		8.12%
400-2100	Intelligence/Vice	1,268,564		1,318,191		1,353,208		1,580,270		16.78%
400-2200	Support Services	2,320,211		2,543,385		2,162,884		2,870,578		32.72%
400-2300	Field Operations	8,761,852		11,349,167		10,291,549		11,609,884		12.81%
400-2400	Office of Professional Standards	528,559		545,340		559,498		540,548		-3.39%
400-2500	Metro Drug Task Force	199,114		159,744				-		N/A
400-2700	Special Operations	31,811		37,771		46,233		33,500		-27.54%
400-2800	Administrative Services	1,167,433		1,028,317		1,112,865		1,109,332		-0.32%
400-2900	CPD Training	370,718		538,948		606,471		586,918		-3.22%
400-3230	Motor Transport	1,412,885		1,545,291		1,731,881		1,547,540		-10.64%
400-3320	Investigative Services	5,237,131		6,421,995		6,286,825		6,674,382		6.16%
	<b>Subtotal</b>	\$ 22,257,678		\$ 26,576,076		\$ 25,394,404		\$ 27,896,902		9.85%
<b>Fire &amp; EMS</b>										
410-1000	Chief of Fire & EMS	387,337		429,549		464,398		442,502		-4.71%
410-2100	Operations	16,140,566		22,811,160		24,835,913		22,772,153		-8.31%
410-2600	Special Operations	965,286		1,163,147		1,165,265		1,175,156		0.85%
410-2800	Administrative Services	858,319		940,578		928,386		971,776		4.67%
410-2900	Emergency Management	177,552		189,891		224,914		-		-100.00%
410-3610	Logistics/Support	674,635		686,786		720,344		808,500		12.24%
	<b>Subtotal</b>	\$ 19,203,695		\$ 26,221,110		\$ 28,339,220		\$ 26,170,087		-7.65%
<b>Muscogee County Prison</b>										
420-1000	Muscogee County Prison	7,778,429		7,667,146		8,364,423		8,428,435		0.77%
	<b>Subtotal</b>	\$ 7,778,429		\$ 7,667,146		\$ 8,364,423		\$ 8,428,435		0.77%
<b>Homeland Security</b>										
450-1000	Homeland Security	15,863		19,239		24,395		305,739		1153.29%
	<b>Subtotal</b>	\$ 15,863		\$ 19,239		\$ 24,395		\$ 305,739		1153.29%
<b>Superior Court</b>										
500-1000	Chief Judge	295,356		289,959		317,176		360,453		13.64%
500-2000	District Attorney	2,324,568		2,169,670		2,155,440		2,568,072		19.14%
500-2100	Adult Probation	-		-		-		-		N/A
500-2110	Juvenile Court	664,631		658,197		689,620		859,906		24.69%
500-2125	Circuit Wide Juvenile	323,147		332,161		333,669		340,827		2.15%
500-2140	Jury Manager	420,293		268,610		485,142		483,511		-0.34%
500-2150	Judge Mullins	197,627		206,030		212,735		205,148		-3.57%
500-2160	Judge Rumer	157,758		157,248		102,519		143,470		39.94%
500-2170	Judge Smith	152,286		157,936		170,515		159,298		-6.58%
500-2180	Judge Peters	160,647		161,825		165,741		164,776		-0.58%
500-2190	Judge Jordan	137,316		140,023		144,727		146,621		1.31%
500-2195	Judge Gottfried	204,818		200,979		216,721		221,903		2.39%
500-2200	Victim Witness Program	180,548		183,321		188,494		192,651		2.21%
500-3000	Superior Court Clerk	1,911,414		1,918,833		2,012,075		2,229,824		10.82%
500-3310	Bd of Equalization	75,702		83,107		95,451		102,911		7.82%
	<b>Subtotal</b>	\$ 7,206,110		\$ 6,927,899		\$ 7,290,024		\$ 8,179,371		12.20%

**SCHEDULE OF EXPENDITURES / GENERAL FUND 0101**

		<b>FY20</b>	<b>FY21</b>	<b>FY22</b>	<b>FY23</b>	<b>%</b>
		<b>Actual</b>	<b>Actual</b>	<b>Actual*</b>	<b>Adopted</b>	<b>Change</b>
<b>State Court</b>						
510-1000	State Court Judges	606,371	654,791	665,861	665,574	-0.04%
510-2000	State Court Solicitor	1,114,034	1,151,048	1,175,729	1,233,688	4.93%
	<b>Subtotal</b>	<b>\$ 1,720,405</b>	<b>\$ 1,805,840</b>	<b>\$ 1,841,590</b>	<b>\$ 1,899,262</b>	<b>3.13%</b>
<b>Public Defender</b>						
520-1000	Public Defender	1,890,854	1,855,006	1,867,665	1,971,549	5.56%
520-2000	Muscogee County Public	186,842	186,683	213,793	240,482	12.48%
	<b>Subtotal</b>	<b>\$ 2,077,696</b>	<b>\$ 2,041,689</b>	<b>\$ 2,081,458</b>	<b>\$ 2,212,031</b>	<b>6.27%</b>
<b>Municipal Court</b>						
530-1000	Municipal Court Judge	407,054	415,917	434,480	430,563	-0.90%
530-2000	Municipal Court Clerk	703,516	721,130	683,403	832,486	21.81%
530-3000	Marshal	1,034,365	476,317	-	-	N/A
	<b>Subtotal</b>	<b>\$ 2,144,935</b>	<b>\$ 1,613,364</b>	<b>\$ 1,117,883</b>	<b>\$ 1,263,049</b>	<b>12.99%</b>
<b>Probate Court</b>						
540-1000	Probate Court Judge	530,217	539,184	577,557	565,638	-2.06%
	<b>Subtotal</b>	<b>\$ 530,217</b>	<b>\$ 539,184</b>	<b>\$ 577,557</b>	<b>\$ 565,638</b>	<b>-2.06%</b>
<b>Sheriff's Department</b>						
550-1000	Administration	1,735,847	1,972,994	1,916,281	1,884,470	-1.66%
550-2100	Uniform Division	4,731,726	5,022,655	4,915,217	4,759,163	-3.17%
550-2200	Special Operations/Investigations	-	-	1,194,334	2,161,955	
550-2300	Training	369,605	382,143	460,941	464,122	0.69%
550-2400	Motor Transport	328,235	383,502	586,738	493,370	-15.91%
550-2500	Recorders Court	-	-	-	-	N/A
550-2600	Jail	14,314,326	14,354,818	14,373,834	14,044,238	-2.29%
550-2650	Medical Director	5,031,124	5,176,131	5,909,784	5,518,319	-6.62%
	<b>Subtotal</b>	<b>\$ 26,510,863</b>	<b>\$ 27,292,243</b>	<b>\$ 29,357,130</b>	<b>\$ 29,325,637</b>	<b>-0.11%</b>
<b>Tax Commissioner</b>						
560-1000	Tax Commissioner	1,609,307	1,643,538	1,740,846	1,859,487	6.82%
	<b>Subtotal</b>	<b>\$ 1,609,307</b>	<b>\$ 1,643,538</b>	<b>\$ 1,740,846</b>	<b>\$ 1,859,487</b>	<b>6.82%</b>
<b>Coroner</b>						
570-1000	Coroner	363,214	359,903	391,777	386,238	-1.41%
	<b>Subtotal</b>	<b>\$ 363,214</b>	<b>\$ 359,903</b>	<b>\$ 391,777</b>	<b>\$ 386,238</b>	<b>-1.41%</b>
<b>Recorder's Court</b>						
580-1000	Recorder's Court	1,073,931	1,073,100	1,079,318	1,140,856	5.70%
	<b>Subtotal</b>	<b>\$ 1,073,931</b>	<b>\$ 1,073,100</b>	<b>\$ 1,079,318</b>	<b>\$ 1,140,856</b>	<b>5.70%</b>
<b>Non-Categorical</b>						
590-1000	Agency Appropriations	1,172,796	1,435,104	1,189,632	1,185,366	-0.36%
590-2000	Contingency	168,001	464,895	105,789	11,949,128	11195.21%
590-3000	Non-Categorical	8,847,510	7,894,377	11,631,352	7,624,018	-34.45%
590-4000	Interfund Transfers	2,364,243	6,471,935	611,232	500,000	-18.20%
590-6500	Naval Museum	-	-	2,182	-	-100.00%
	<b>Subtotal</b>	<b>\$ 12,552,550</b>	<b>\$ 16,266,311</b>	<b>\$ 13,540,188</b>	<b>\$ 21,258,512</b>	<b>57.00%</b>

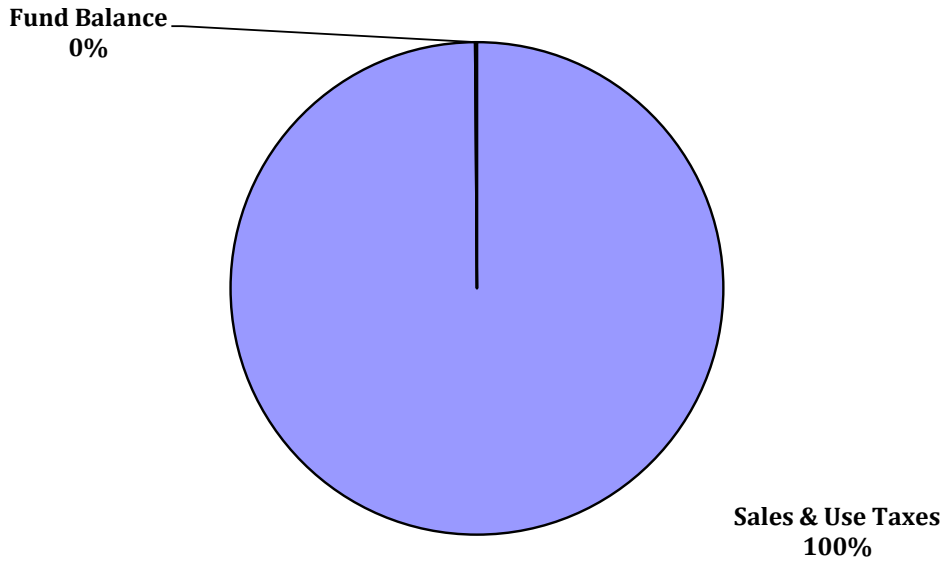
**SCHEDULE OF EXPENDITURES / GENERAL FUND 0101**

	<b>FY20</b>		<b>FY21</b>		<b>FY22</b>		<b>FY23</b>		<b>%</b>	
	<b>Actual</b>		<b>Actual</b>		<b>Actual*</b>		<b>Adopted</b>		<b>Change</b>	
<b>Parking Management</b>										
610-3000		Parking Management	125,976		129,467		135,730		179,680	32.38%
		<b>Subtotal</b>	<b>\$ 125,976</b>		<b>\$ 129,467</b>		<b>\$ 135,730</b>		<b>\$ 179,680</b>	<b>32.38%</b>
<b>Grand Total</b>			<b>\$ 143,206,617</b>		<b>\$ 161,636,037</b>		<b>\$ 163,274,955</b>		<b>\$ 176,214,189</b>	<b>7.92%</b>

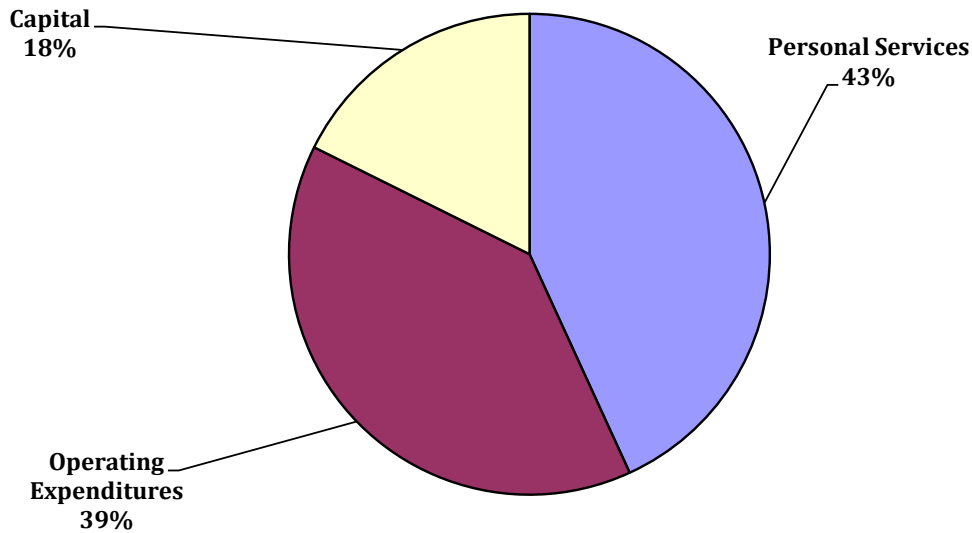
\* Unaudited

OVERVIEW / OTHER LOST FUND 0102/0109

**Other LOST Fund** **\$ 40,053,826**  
**Budget by Revenue Source**



**Budget by Expense Category**



The Other Local Option Sales Tax Fund was passed by the citizens with an effective date of January 1, 2009. 70 percent is allocated to Public Safety to an annual supplement to all sworn officers and 30 percent to Infrastructure. The annual supplement increased from \$3,000 to \$3,121 due to Pension Plan Reform that was effective 7/1/2012.

**SCHEDULE OF REVENUES / OTHER LOST FUND 0102/0109**

**0102-PUBLIC SAFETY**

	FY20 Actual	FY21 Actual	FY22 Actual*	FY23 Adopted	% Change
<b>Sales &amp; Use Taxes</b>					
4042 LOST-Public Safety/Roads	26,149,906	31,631,724	31,449,705	28,000,000	-10.97%
<b>Total Sales &amp; Use Taxes</b>	<b>\$ 26,149,906</b>	<b>\$ 31,631,724</b>	<b>\$ 31,449,705</b>	<b>\$ 28,000,000</b>	<b>-10.97%</b>
<b>Charges for Service</b>					
4837 Miscellaneous	403	387	278	-	-100.00%
<b>Total Charges For Services</b>	<b>\$ 403</b>	<b>\$ 387</b>	<b>\$ 278</b>	<b>\$ -</b>	<b>-100.00%</b>
<b>Investment Income</b>					
4772 Gains/Losses on Investments	(98,813)	(202,993)	(523,620)	-	-100.00%
4780 Investment Interest	561,320	307,140	315,382	-	-100.00%
<b>Total Investment Income</b>	<b>\$ 462,507</b>	<b>\$ 104,147</b>	<b>\$ (208,238)</b>	<b>\$ -</b>	<b>-100.00%</b>
<b>Use Of Fund Balance</b>	<b>\$ -</b>	<b>\$ -</b>	<b>\$ -</b>	<b>\$ 53,826</b>	
<b>Total 0102 Public Safety</b>	<b>\$ 26,612,816</b>	<b>\$ 31,736,258</b>	<b>\$ 31,241,745</b>	<b>\$ 28,053,826</b>	<b>-10.20%</b>

**0109-INFRASTRUCTURE**

	FY20 Actual	FY21 Actual	FY22 Actual*	FY23 Adopted	% Change
<b>Sales &amp; Use Taxes</b>					
4042 LOST-Public	\$ 11,207,103	\$ 13,556,453	\$ 13,478,445	12,000,000	-10.97%
<b>Total Sales &amp; Use Taxes</b>	<b>\$ 11,207,103</b>	<b>\$ 13,556,453</b>	<b>\$ 13,478,445</b>	<b>\$ 12,000,000</b>	<b>-10.97%</b>
<b>Investment Income</b>					
4772 Gains/Losses on Investments	21,338	(27,189)	(123,538)	-	-100.00%
4780 Investment Interest	172,226	59,145	92,053	-	-100.00%
<b>Total Investment Income</b>	<b>\$ 193,564</b>	<b>\$ 31,956</b>	<b>\$ (31,485)</b>	<b>\$ -</b>	<b>-100.00%</b>
<b>Use Of Fund Balance</b>	<b>\$ -</b>	<b>\$ -</b>	<b>\$ -</b>	<b>\$ -</b>	
<b>Total 0109 Infrastructure</b>	<b>\$ 11,400,667</b>	<b>\$ 13,588,409</b>	<b>\$ 13,446,960</b>	<b>\$ 12,000,000</b>	<b>-10.76%</b>
<b>Grand Total</b>	<b>\$ 38,013,483</b>	<b>\$ 45,324,667</b>	<b>\$ 44,688,705</b>	<b>\$ 40,053,826</b>	<b>-10.37%</b>

\* Unaudited



**SCHEDULE OF EXPENDITURES / OTHER LOST FUND 0102/0109**

**0102-PUBLIC SAFETY**

		<b>FY20</b>	<b>FY21</b>	<b>FY22</b>	<b>FY23</b>	<b>%</b>
		<b>Actual</b>	<b>Actual</b>	<b>Actual*</b>	<b>Adopted</b>	<b>Change</b>
<b>Crime Prevention</b>						
110-9900	Crime Prevention	784,662	792,531	838,220	843,987	0.69%
	<b>Subtotal</b>	<b>\$ 784,662</b>	<b>\$ 792,531</b>	<b>\$ 838,220</b>	<b>\$ 843,987</b>	<b>0.69%</b>
<b>Public Works</b>						
260-9900	Public Works	121,306	118,452	111,331	129,619	16.43%
	<b>Subtotal</b>	<b>\$ 121,306</b>	<b>\$ 118,452</b>	<b>\$ 111,331</b>	<b>\$ 129,619</b>	<b>16.43%</b>
<b>Parks &amp; Recreation</b>						
270-9900	Parks & Recreation	40,806	44,888	43,035	49,560	15.16%
	<b>Subtotal</b>	<b>\$ 40,806</b>	<b>\$ 44,888</b>	<b>\$ 43,035</b>	<b>\$ 49,560</b>	<b>15.16%</b>
<b>Police</b>						
400-9900	Police	5,837,988	7,258,714	9,256,316	10,571,894	14.21%
400-9902	E-911	399,171	555,228	695,131	377,446	-45.70%
	<b>Subtotal</b>	<b>\$ 6,237,159</b>	<b>\$ 7,813,942</b>	<b>\$ 9,951,447</b>	<b>\$ 10,949,340</b>	<b>10.03%</b>
<b>Fire/EMS</b>						
410-9900	Fire/EMS	1,981,755	4,908,362	8,831,639	3,288,974	-62.76%
	<b>Subtotal</b>	<b>\$ 1,981,755</b>	<b>\$ 4,908,362</b>	<b>\$ 8,831,639</b>	<b>\$ 3,288,974</b>	<b>-62.76%</b>
<b>MCP</b>						
420-9900	MCP	668,543	673,877	1,168,101	807,521	-30.87%
	<b>Subtotal</b>	<b>\$ 668,543</b>	<b>\$ 673,877</b>	<b>\$ 1,168,101</b>	<b>\$ 807,521</b>	<b>-30.87%</b>
<b>Homeland Security</b>						
450-9900	Public Safety - OLOST	-	-	-	7,626	N/A
	<b>Subtotal</b>	<b>\$ -</b>	<b>\$ -</b>	<b>\$ -</b>	<b>\$ 7,626</b>	<b>N/A</b>
<b>District Attorney</b>						
500-9900	District Attorney	192,195	156,987	169,556	165,370	-2.47%
	<b>Subtotal</b>	<b>\$ 192,195</b>	<b>\$ 156,987</b>	<b>\$ 169,556</b>	<b>\$ 165,370</b>	<b>-2.47%</b>
<b>Clerk of Superior Court</b>						
500-9902	Clerk of Superior Court	43,359	45,118	47,424	45,312	-4.45%
	<b>Subtotal</b>	<b>\$ 43,359</b>	<b>\$ 45,118</b>	<b>\$ 47,424</b>	<b>\$ 45,312</b>	<b>-4.45%</b>
<b>State Court Solicitor</b>						
510-9900	State Court Solicitor	194,296	223,334	227,791	229,047	0.55%
	<b>Subtotal</b>	<b>\$ 194,296</b>	<b>\$ 223,334</b>	<b>\$ 227,791</b>	<b>\$ 229,047</b>	<b>0.55%</b>
<b>Public Defender</b>						
520-9900	Public Defender	174,794	164,359	158,875	187,252	17.86%
	<b>Subtotal</b>	<b>\$ 174,794</b>	<b>\$ 164,359</b>	<b>\$ 158,875</b>	<b>\$ 187,252</b>	<b>17.86%</b>
<b>Marshal</b>						
530-9900	Marshal	304,933	137,767	-	-	N/A
	<b>Subtotal</b>	<b>\$ 304,933</b>	<b>\$ 137,767</b>	<b>\$ -</b>	<b>\$ -</b>	<b>N/A</b>

\* Unaudited

**SCHEDULE OF EXPENDITURES / OTHER LOST FUND 0102/0109**

		FY20 Actual	FY21 Actual	FY22 Actual*	FY23 Adopted	% Change
<b>Municipal Court Clerk</b>						
530-9902	Municipal Court Clerk	69,654	55,176	93,156	93,558	0.43%
	<b>Subtotal</b>	\$ 69,654	\$ 55,176	\$ 93,156	\$ 93,558	0.43%
<b>Probate Court</b>						
540-9900	Probate Court	44,271	45,722	48,011	46,290	-3.58%
	<b>Subtotal</b>	\$ 44,271	\$ 45,722	\$ 48,011	\$ 46,290	-3.58%
<b>Sheriff</b>						
550-9900	Sheriff	2,508,448	2,675,543	3,448,528	3,590,466	4.12%
	<b>Subtotal</b>	\$ 2,508,448	\$ 2,675,543	\$ 3,448,528	\$ 3,590,466	4.12%
<b>Coroner</b>						
570-9900	Coroner	9,191	11,614	12,624	65,437	418.35%
	<b>Subtotal</b>	\$ 9,191	\$ 11,614	\$ 12,624	\$ 65,437	418.35%
<b>Recorder's Court</b>						
580-9900	Recorder's Court	83,807	72,444	89,968	90,637	0.74%
	<b>Subtotal</b>	\$ 83,807	\$ 72,444	\$ 89,968	\$ 90,637	0.74%
<b>Transportation</b>						
610-9900	Transportation	3,484	2,836	2,213	3,813	72.30%
	<b>Subtotal</b>	\$ 3,484	\$ 2,836	\$ 2,213	\$ 3,813	72.30%
<b>Non-Departmental</b>						
590-2000	Contingency	-	-	-	1,766,988	N/A
590-3000	Non-Categorical	4,767,341	5,438,318	5,736,234	3,749,966	-34.63%
590-4000	Interfund Transfers	4,089,100	2,065,717	2,034,896	1,943,063	-4.51%
	<b>Subtotal</b>	\$ 8,856,441	\$ 7,504,035	\$ 7,771,130	\$ 7,460,017	-4.00%
<b>Total 0102 Public Safety</b>		\$ 22,319,104	\$ 25,446,987	\$ 33,013,049	\$ 28,053,826	

\* Unaudited

**SCHEDULE OF EXPENDITURES / OTHER LOST FUND 0102/0109**

**0109-INFRASTRUCTURE**

		<b>FY20</b>	<b>FY21</b>	<b>FY22</b>	<b>FY23</b>	<b>%</b>
		<b>Actual</b>	<b>Actual</b>	<b>Actual*</b>	<b>Adopted</b>	<b>Change</b>
<b>Finance</b>						
200-9901	Finance	-	-	-	-	N/A
	<b>Subtotal</b>	\$ -	\$ -	\$ -	\$ -	N/A
<b>Information Technology</b>						
210-9901	Information Technology	-	-	-	1,418,040	N/A
	<b>Subtotal</b>	\$ -	\$ -	\$ -	\$ 1,418,040	N/A
<b>Engineering</b>						
250-9901	Engineering	-	-	-	2,700,000	N/A
	<b>Subtotal</b>	\$ -	\$ -	\$ -	\$ 2,700,000	N/A
<b>Public Works</b>						
260-9901	Public Works	-	-	-	1,000,000	N/A
	<b>Subtotal</b>	\$ -	\$ -	\$ -	\$ 1,000,000	N/A
<b>Non-Departmental</b>						
590-2000	Contingency	-	-	-	-	N/A
590-3000	Non-Categorical	264,535	1,060,480	648,449	1,073,234	65.51%
590-4000	Interfund Transfers	6,333,418	5,861,821	5,810,028	5,808,726	-0.02%
	<b>Subtotal</b>	\$ 6,597,953	\$ 6,922,301	\$ 6,458,477	\$ 6,881,960	6.56%
<b>Total 0109 Infrastructure</b>		\$ 6,597,953	\$ 6,922,301	\$ 6,458,477	\$ 12,000,000	85.80%
<b>Grand Total</b>		\$ 28,917,057	\$ 32,369,288	\$ 39,471,526	\$ 40,053,826	1.48%

\* Unaudited

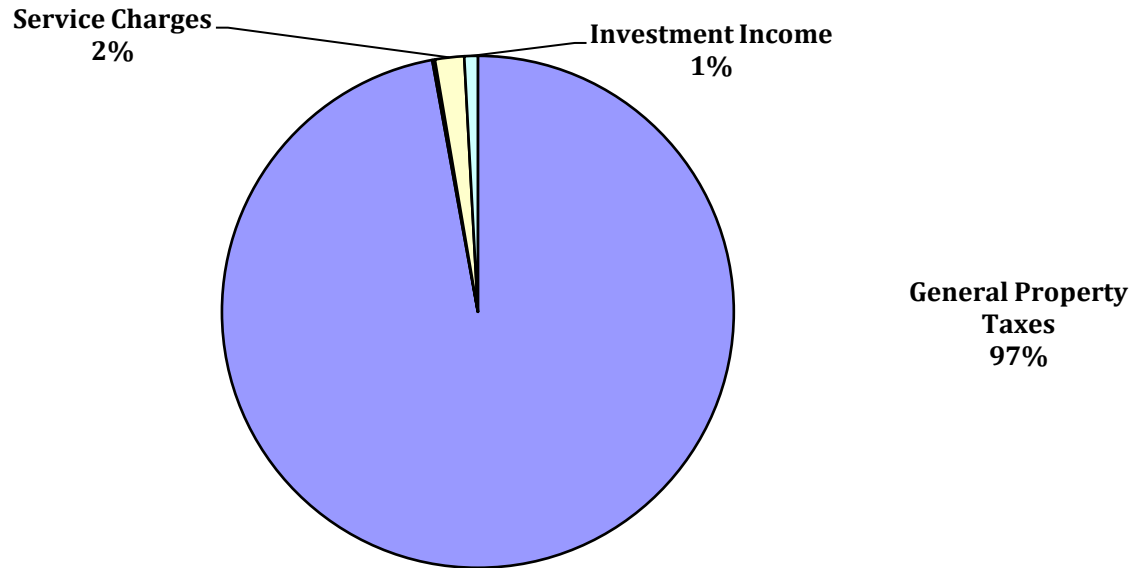
**OVERVIEW / STORMWATER FUND 0202**

**Stormwater Fund**

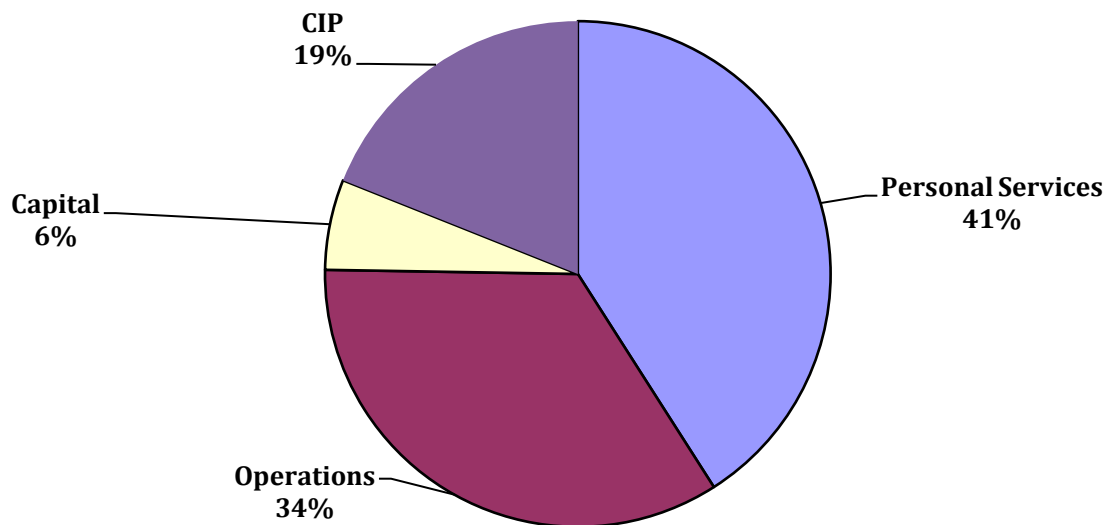
**\$**

**5,878,662**

**Budget by Revenue Source**



**Budget by Expense Category**



The Stormwater (Sewer) Fund accounts for the operations, maintenance and improvement of the stormwater and sewer systems.

**SCHEDULE OF REVENUES / STORMWATER FUND 0202**

		<b>FY20</b>	<b>FY21</b>	<b>FY22</b>	<b>FY23</b>	<b>%</b>
		<b>Actual</b>	<b>Actual</b>	<b>Actual*</b>	<b>Adopted</b>	<b>Change</b>
<b>General Property Taxes</b>						
4001	Real Property	4,461,115	4,543,986	4,493,806	5,462,274	21.55%
4002	Public Utility	6,743	-	-	-	
4003	Timber	-	-	-	-	N/A
4005	Personal Property	776,929	781,767	766,573	-	-100.00%
4006	Personal Property-Motor Vehicle	61,266	52,485	45,069	43,388	-3.73%
4007	Mobile Homes	4,432	4,362	4,198	-	-100.00%
4012	Not on Digest-Real & Personal	45	-	-	-	N/A
4015	Recording Intangibles	128,029	197,936	194,456	115,000	-40.86%
	<b>Subtotal</b>	<b>\$ 5,438,559</b>	<b>\$ 5,580,536</b>	<b>\$ 5,504,102</b>	<b>\$ 5,620,662</b>	<b>2.12%</b>
<b>Penalties &amp; Interest</b>						
4150	Ad Valorem	80,253	93,158	72,508	85,000	17.23%
4151	Auto	3,711	3,961	2,590	5,000	93.05%
	<b>Subtotal</b>	<b>\$ 83,964</b>	<b>\$ 97,119</b>	<b>\$ 75,098</b>	<b>\$ 90,000</b>	<b>19.84%</b>
<b>Total General Property Taxes</b>		<b>\$ 5,522,523</b>	<b>\$ 5,677,655</b>	<b>\$ 5,579,200</b>	<b>\$ 5,710,662</b>	<b>2.36%</b>
<b>Intergovernmental</b>						
4400	Payment in Lieu of Taxes- Housing Authority	9,290	10,982	11,203	10,000	-10.74%
<b>Total Intergovernmental</b>		<b>\$ 9,290</b>	<b>\$ 10,982</b>	<b>\$ 11,203</b>	<b>\$ 10,000</b>	<b>-10.74%</b>
<b>Charges For Services</b>						
<b>Streets &amp; Public Improvement Fees</b>						
4464	Land Disturbance Fees	7,528	10,537	9,083	8,000	-11.92%
4593	Street Repair Reimbursement	-	-	-	-	N/A
4596	Erosion Control	103,927	118,038	120,657	100,000	-17.12%
	<b>Subtotal</b>	<b>\$ 111,455</b>	<b>\$ 128,575</b>	<b>\$ 129,740</b>	<b>\$ 108,000</b>	<b>-16.76%</b>
<b>Other Charges for Services</b>						
4359	Misc State Revenue	-	-	-	-	N/A
4837	Miscellaneous	189	324	127	-	-100.00%
	<b>Subtotal</b>	<b>\$ 189</b>	<b>\$ 324</b>	<b>\$ 127</b>	<b>\$ -</b>	<b>-100.00%</b>
<b>Total Charges For Services</b>		<b>\$ 111,644</b>	<b>\$ 128,899</b>	<b>\$ 129,867</b>	<b>\$ 108,000</b>	<b>-16.84%</b>
<b>Investment Income</b>						
4772	Gains/Losses on Investments	(6,532)	(27,057)	(68,939)	-	-100.00%
4780	Investment Interest	93,095	45,120	49,760	50,000	0.48%
4931	Transfer In-General Fund	-	37,085	78,332	-	
4862	Sale of Salvage	-	-	-	-	N/A
<b>Total Investment Income</b>		<b>\$ 86,563</b>	<b>\$ 55,148</b>	<b>\$ 59,153</b>	<b>\$ 50,000</b>	<b>-15.47%</b>
Fund Balance		\$ -	\$ -	\$ -	\$ -	
<b>Grand Total</b>		<b>\$ 5,730,020</b>	<b>\$ 5,872,684</b>	<b>\$ 5,779,423</b>	<b>\$ 5,878,662</b>	<b>1.72%</b>

\* Unaudited



**SCHEDULE OF EXPENDITURES / STORMWATER FUND 0202**

		<b>FY20</b>	<b>FY21</b>	<b>FY22</b>	<b>FY23</b>	<b>%</b>
		<b>Actual</b>	<b>Actual</b>	<b>Actual*</b>	<b>Adopted</b>	<b>Change</b>
<b>Engineering</b>						
250-2300	Drainage	375,346	231,261	331,196	397,883	20.14%
250-2600	Stormwater	268,603	301,716	361,919	387,417	7.05%
	<b>Subtotal</b>	<b>\$ 643,949</b>	<b>\$ 532,977</b>	<b>\$ 693,115</b>	<b>\$ 785,300</b>	<b>13.30%</b>
<b>Public Services</b>						
260-3210	Sewer Maintenance	3,108,221	2,846,341	3,071,064	3,292,586	7.21%
260-3710	Other Maintenance & Repairs	-	-	358	5,000	1296.65%
	<b>Subtotal</b>	<b>\$ 3,108,221</b>	<b>\$ 2,846,341</b>	<b>\$ 3,071,422</b>	<b>\$ 3,297,586</b>	<b>7.36%</b>
<b>Non-Categorical</b>						
590-2000	Contingency	-	-	-	49,525	N/A
590-3000	Non-Categorical	378,699	392,849	353,501	371,088	4.98%
590-4000	Interfund Transfers	1,397,098	1,398,661	3,135,501	1,375,163	-56.14%
	<b>Subtotal</b>	<b>\$ 1,775,797</b>	<b>\$ 1,791,510</b>	<b>\$ 3,489,002</b>	<b>\$ 1,795,776</b>	<b>-48.53%</b>
<b>Grand Total</b>		<b>\$ 5,527,967</b>	<b>\$ 5,170,828</b>	<b>\$ 7,253,539</b>	<b>\$ 5,878,662</b>	<b>-18.95%</b>

\* Unaudited

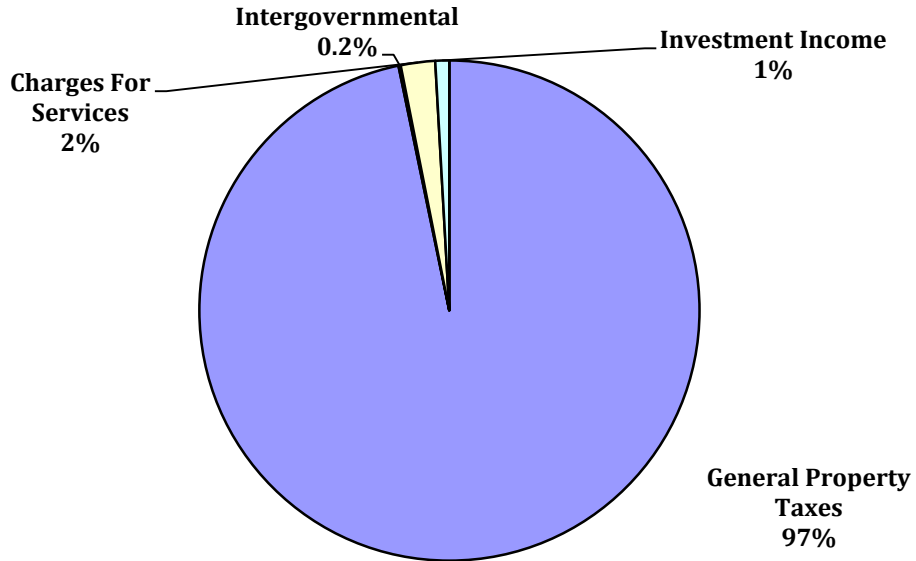
OVERVIEW / PAVING FUND 0203

**Paving Fund**

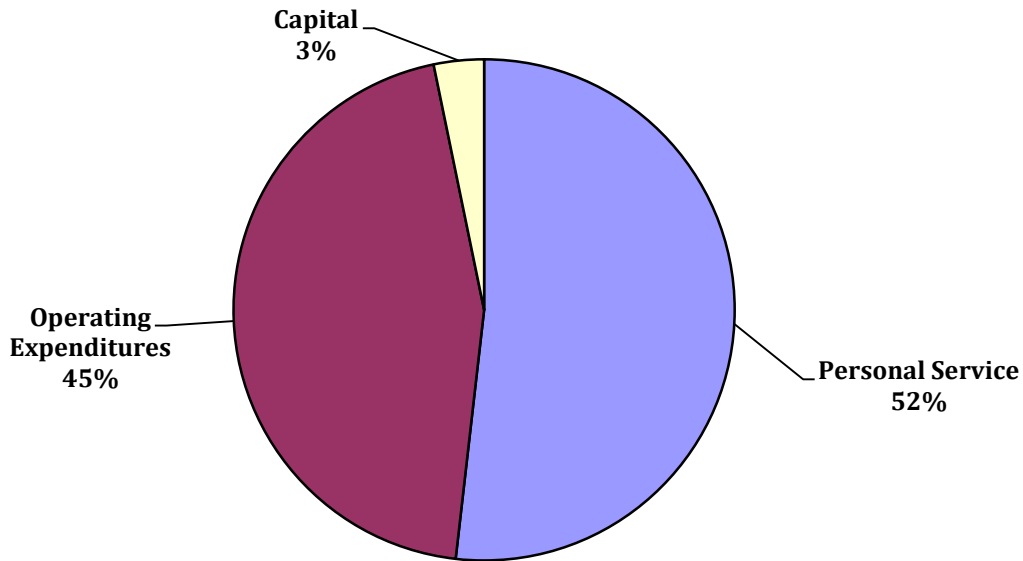
**\$**

**16,601,709**

**Budget by Revenue Source**



**Budget by Expense Category**



The Paving Fund accounts for maintenance of and improvements to the City's roads and bridges.

**SCHEDULE OF REVENUES / PAVING FUND 0203**

		<b>FY20</b>	<b>FY21</b>	<b>FY22</b>	<b>FY23</b>	<b>%</b>
		<b>Actual</b>	<b>Actual</b>	<b>Actual*</b>	<b>Adopted</b>	<b>Change</b>
<b>General Property Taxes</b>						
4001	Real Property	12,374,616	12,604,208	12,464,775	15,331,143	23.00%
4002	Public Utility	18,702	-	-	-	N/A
4003	Timber	-	-	-	-	N/A
4005	Personal Property	2,155,044	2,168,456	2,126,296	-	-100.00%
4006	Personal Property-Motor Vehicle	169,942	145,583	125,012	142,671	14.13%
4007	Mobile Homes	12,294	12,100	11,645	-	-100.00%
4012	Not on Digest-Real & Personal	124	-	-	-	N/A
4015	Recording Intangibles	355,126	549,034	539,376	350,000	-35.11%
	<b>Subtotal</b>	<b>\$ 15,085,848</b>	<b>\$ 15,479,381</b>	<b>\$ 15,267,104</b>	<b>\$ 15,823,814</b>	<b>3.65%</b>
<b>Penalties &amp; Interest</b>						
4150	Ad Valorem	222,606	258,401	201,119	220,000	9.39%
4151	Auto	10,292	10,986	7,183	15,000	108.83%
	<b>Subtotal</b>	<b>\$ 232,898</b>	<b>\$ 269,387</b>	<b>\$ 208,302</b>	<b>\$ 235,000</b>	<b>12.82%</b>
<b>Total General Property Taxes</b>		<b>\$ 15,318,746</b>	<b>\$ 15,748,768</b>	<b>\$ 15,475,406</b>	<b>\$ 16,058,814</b>	<b>3.77%</b>
<b>Intergovernmental</b>						
4376	Disaster Reimbursement	-	-	-	-	N/A
4394	GEMA	-	-	-	-	N/A
4400	Payment in Lieu of Taxes-Housing Authority	\$ 25,769	\$ 30,461	31,076	25,000	-19.55%
<b>Total Intergovernmental</b>		<b>\$ 25,769</b>	<b>\$ 30,461</b>	<b>\$ 31,076</b>	<b>\$ 25,000</b>	<b>-19.55%</b>
<b>Charges For Services</b>						
4837	Miscellaneous	829	751	731	-	-100.00%
4853	Claims/Settlements	-	-	-	-	N/A
	<b>Subtotal</b>	<b>\$ 829</b>	<b>\$ 751</b>	<b>\$ 731</b>	<b>\$ -</b>	<b>-100.00%</b>
<b>Special Assessments</b>						
4593	Street Repair Reimbursement	\$ 54,700	\$ 47,050	32,368	25,000	-22.76%
	<b>Subtotal</b>	<b>\$ 54,700</b>	<b>\$ 47,050</b>	<b>\$ 32,368</b>	<b>\$ 25,000</b>	<b>-22.76%</b>
<b>State Road Maintenance Fee</b>						
4597	Maintaining State Highways	342,895	342,895	342,895	342,895	0.00%
	<b>Subtotal</b>	<b>\$ 342,895</b>	<b>\$ 342,895</b>	<b>\$ 342,895</b>	<b>\$ 342,895</b>	<b>0.00%</b>
<b>Other Fees</b>						
4599	Public Service Clean-Up Fees	\$ -	\$ -	\$ -	\$ -	N/A
	<b>Subtotal</b>	<b>\$ -</b>	<b>\$ -</b>	<b>\$ -</b>	<b>\$ -</b>	<b>N/A</b>
<b>Total Charges For Services</b>		<b>\$ 398,424</b>	<b>\$ 390,696</b>	<b>\$ 375,994</b>	<b>\$ 367,895</b>	<b>-2.15%</b>

\* Unaudited

**SCHEDULE OF REVENUES / PAVING FUND 0203**

	FY20 Actual	FY21 Actual	FY22 Actual*	FY23 Adopted	% Change
<b>Investment Income</b>					
4772 Gains/Losses on Investments	(34,277)	(95,638)	(236,111)	-	-100.00%
4780 Investment Interest	218,501	145,818	127,861	150,000	17.31%
4931 Transfer In-General Fund	-	122,020	232,079		
4907 Sale of Assets	-	-	-	-	N/A
<b>Total Investment Income</b>	<b>\$ 184,224</b>	<b>\$ 172,200</b>	<b>\$ 123,829</b>	<b>\$ 150,000</b>	<b>21.13%</b>
<b>Rents &amp; Royalties</b>					
4879 Sale of Planning & Development Documents	364	249	35	-	-100.00%
<b>Total Rents &amp; Royalties</b>	<b>\$ 364</b>	<b>\$ 249</b>	<b>\$ 35</b>	<b>\$ -</b>	<b>-100.00%</b>
<b>Use Of Fund Balance</b>	<b>\$ -</b>	<b>\$ -</b>	<b>\$ -</b>	<b>\$ -</b>	
<b>Grand Total</b>	<b>\$ 15,927,527</b>	<b>\$ 16,342,374</b>	<b>\$ 16,006,340</b>	<b>\$ 16,601,709</b>	<b>3.72%</b>

\* Unaudited

**SCHEDULE OF EXPENDITURES / PAVING FUND 0203**

	FY20 Actual	FY21 Actual	FY22 Actual*	FY23 Adopted	% Change
<b>Engineering</b>					
250-2200 Highways & Roads	870,584	1,029,433	1,058,893	1,251,796	18.22%
<b>Subtotal</b>	<b>\$ 870,584</b>	<b>\$ 1,029,433</b>	<b>\$ 1,058,893</b>	<b>\$ 1,251,796</b>	<b>18.22%</b>
<b>Public Services</b>					
260-2100 Street Improvements	-	-	-	-	N/A
260-3110 Repairs & Maintenance	4,175,696	3,849,731	3,850,042	4,713,297	22.42%
260-3120 Right-of-Way Maintenance	6,849,315	7,594,273	7,020,137	7,839,584	11.67%
260-3130 Community Services-Right-of Way Maintenance Other Maintenance &	271,614	473,055	295,898	368,571	24.56%
260-3710 Repairs	-	-	-	5,000	N/A
<b>Subtotal</b>	<b>\$ 11,296,625</b>	<b>\$ 11,917,059</b>	<b>\$ 11,166,077</b>	<b>\$ 12,926,452</b>	<b>15.77%</b>
<b>Non-Categorical</b>					
590-2000 Contingency	-	-	-	134,965	N/A
590-3000 Non-Categorical	1,141,796	1,245,104	1,088,125	1,146,463	5.36%
590-4000 Interfund Transfers	2,032,975	1,590,322	1,255,066	1,142,033	-9.01%
<b>Subtotal</b>	<b>\$ 3,174,771</b>	<b>\$ 2,835,426</b>	<b>\$ 2,343,191</b>	<b>\$ 2,423,461</b>	<b>3.43%</b>
<b>Grand Total</b>	<b>\$ 15,341,980</b>	<b>\$ 15,781,918</b>	<b>\$ 14,568,161</b>	<b>\$ 16,601,709</b>	<b>13.96%</b>

\* Unaudited

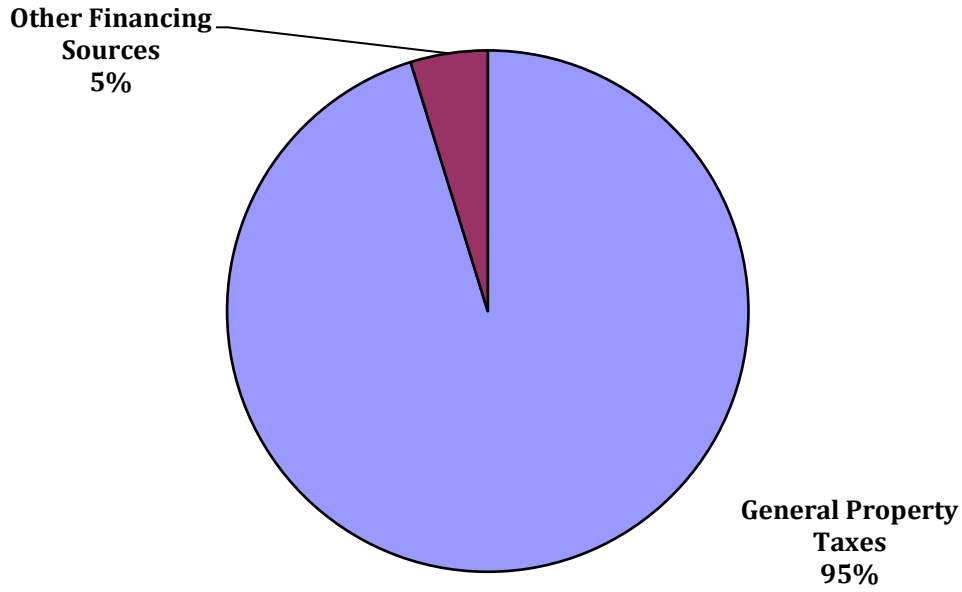
OVERVIEW / INDIGENT CARE FUND 0204

**Indigent Care Fund**

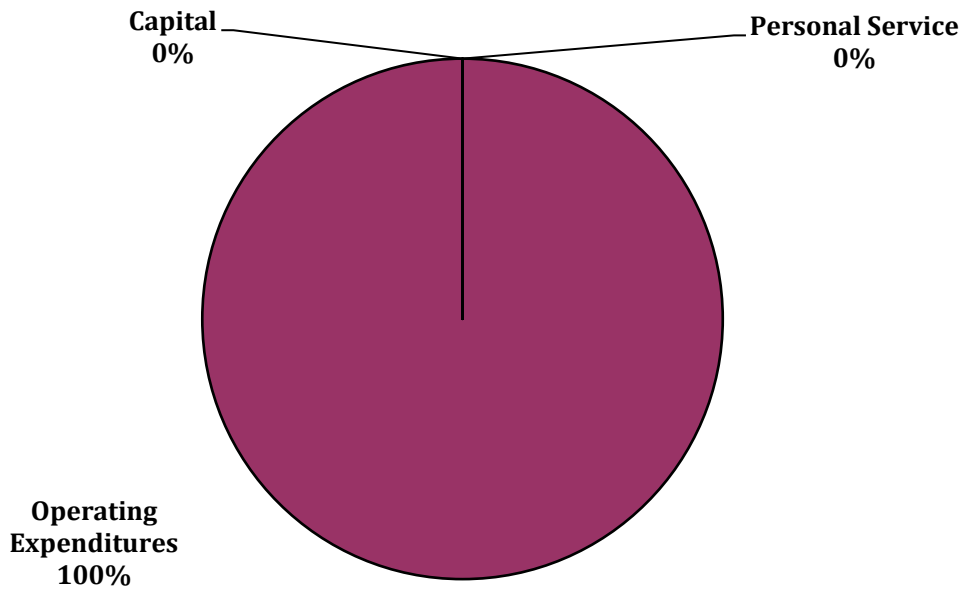
**\$**

**12,542,459**

**Budget by Revenue Source**



**Budget by Expense Category**



The Indigent Care Fund account funds payment for inpatient and outpatient medical care for indigent residents of Columbus as well as a portion of medical costs for prisoners in custody at the Muscogee County Jail and Muscogee County Prison. It is funded based on the collections of a 2.5 mill levy.



**SCHEDULE OF REVENUES / INDIGENT CARE FUND 0204**

	<b>FY20 Actual</b>	<b>FY21 Actual</b>	<b>FY22 Actual*</b>	<b>FY23 Adopted</b>	<b>% Change</b>
<b>General Property Taxes</b>					
4001 Real Property	11,750,572	11,966,690	11,881,988	11,823,035	-0.50%
4003 Timber	-	-	-	-	N/A
4005 Personal Property	2,042,178	2,058,166	2,026,803	-	-100.00%
4006 Motor Vehicles	159,967	138,213	118,476	119,424	0.80%
4007 Mobile Homes	10,722	10,552	10,156	-	-100.00%
<b>Total General Property Taxes</b>	<b>\$ 13,963,439</b>	<b>\$ 14,173,621</b>	<b>\$ 14,037,423</b>	<b>\$ 11,942,459</b>	<b>-14.92%</b>
<b>Other Financing Sources</b>					
4837 Miscellaneous	-	-	-	-	N/A
4840 Rebates	-	1,139,207	-	-	
4931 Transfer In-General Fund	800,000	-	-	600,000	N/A
<b>Total Other Financing Sources</b>	<b>\$ 800,000</b>	<b>\$ 1,139,207</b>	<b>\$ -</b>	<b>\$ 600,000</b>	<b>N/A</b>
<b>Grand Total</b>	<b>\$ 14,763,439</b>	<b>\$ 15,312,828</b>	<b>\$ 14,037,423</b>	<b>\$ 12,542,459</b>	<b>-10.65%</b>

\* Unaudited

**SCHEDULE OF EXPENDITURES / INDIGENT CARE FUND 0204**

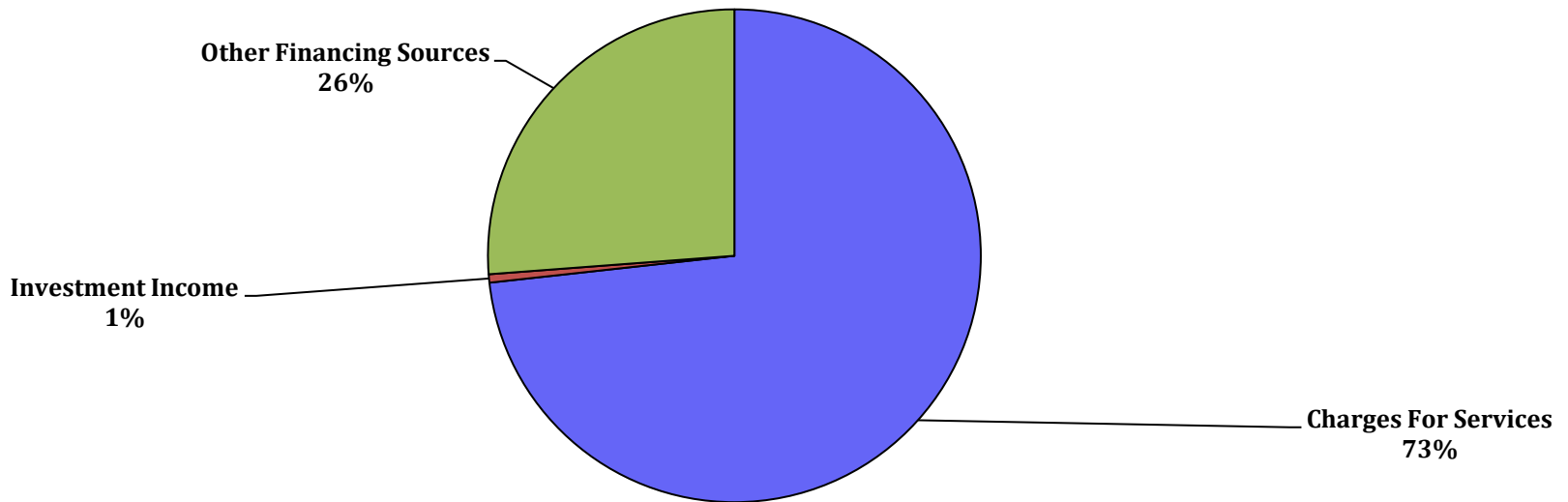
	<b>FY20 Actual</b>	<b>FY21 Actual</b>	<b>FY22 Actual*</b>	<b>FY23 Adopted</b>	<b>% Change</b>
200-3000 Indigent Care	14,199,762	14,910,254	14,165,521	12,542,459	-11.46%
<b>Subtotal</b>	<b>14,199,762</b>	<b>14,910,254</b>	<b>14,165,521</b>	<b>12,542,459</b>	<b>-11.46%</b>
590-3000 Indigent Care Excess	121,416	122,711	-	-	N/A
<b>Subtotal</b>	<b>121,416</b>	<b>122,711</b>	<b>-</b>	<b>-</b>	<b>N/A</b>
<b>Grand Total</b>	<b>\$ 14,321,178</b>	<b>\$ 15,032,965</b>	<b>\$ 14,165,521</b>	<b>\$ 12,542,459</b>	<b>-11.46%</b>

\* Unaudited

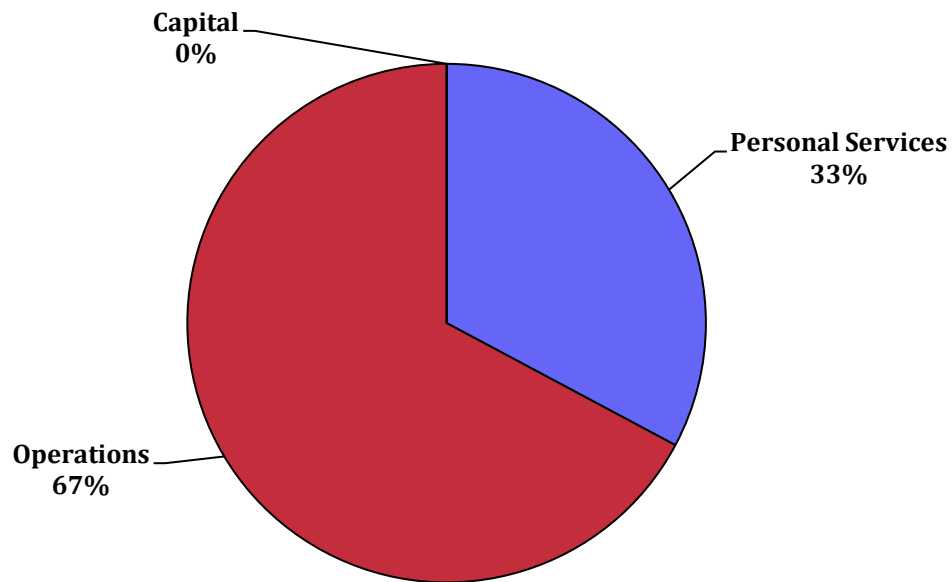
**Integrated Waste Management Fund**

**\$ 18,278,000**

**Budget by Revenue Source**



**Budget by Expense Category**



The Integrated Waste Management Fund accounts for the expenses associated with the collection and disposal of solid waste and recycling in Muscogee County.

**SCHEDULE OF REVENUES / INTEGRATED WASTE MANAGEMENT FUND 0207**

		FY20 Actual	FY21 Actual	FY22 Actual*	FY23 Adopted	% Change
<b>Intergovernmental</b>						
4376	Disaster Reimbursement	-	-	-	-	N/A
<b>Total Intergovernmental</b>		\$ -	\$ -	\$ -	\$ -	<b>0.00%</b>
<b>Charges For Services</b>						
<b>Sanitation</b>						
4550	Inert Landfill Fees-Granite Bluff	9,261	14,137	9,013	13,000	44.24%
4552	Commercial Solid Waste	63,820	47,138	52,230	50,000	-4.27%
4553	Residential Solid Waste	12,077,408	12,316,355	11,193,856	12,096,000	8.06%
4556	Inert Landfill Fees-Oxbow	-	-	-	-	N/A
4557	Pine Grove Landfill	646,175	654,146	919,605	600,000	-34.75%
	<b>Subtotal</b>	\$ 12,796,664	\$ 13,031,776	\$ 12,174,704	\$ 12,759,000	<b>4.80%</b>
<b>Other Fees</b>						
4558	Recycling Fees	401,129	593,910	952,773	600,000	-37.03%
4588	Tree Fee	53,641	72,477	31,551	31,000	-1.75%
4837	Miscellaneous	10,563	285	231	-	-100.00%
4840	Rebates	-	-	-	-	N/A
	<b>Subtotal</b>	465,333	666,672	984,555	631,000	-35.91%
<b>Total Charges For Services</b>		\$ 13,261,997	\$ 13,698,448	\$ 13,159,259	\$ 13,390,000	<b>1.75%</b>
<b>Investment Income</b>						
4772	Gains/Losses on Investments	(178,150)	(79,308)	(144,008)	-	-100.00%
4780	Investment Interest	358,063	179,384	164,855	100,000	-39.34%
<b>Total Investment Income</b>		\$ 179,913	\$ 100,076	\$ 20,847	\$ 100,000	<b>379.69%</b>
<b>Other Financing Sources</b>						
4906	Property Sales	-	-	-	-	N/A
4908	Gain on Sale of Assets	43,500	136,553	192,905	-	-100.00%
4909	Capital Contributions	2,451,758	-	-	-	N/A
4931	Transfer In-General Fund	-	2,768,033	34,075	-	-100.00%
4998	Transfer In-OLOST	-	-	-	-	N/A
<b>Total Other Financing Sources</b>		\$ 2,495,258	\$ 2,904,586	\$ 226,980	\$ -	-100.00%
<b>Use of Fund Balance</b>		\$ -	\$ -	\$ -	\$ 4,788,000	
<b>Grand Total</b>		\$ 15,937,168	\$ 16,703,110	\$ 13,407,086	\$ 18,278,000	<b>36.33%</b>

\* Unaudited

**SCHEDULE OF EXPENDITURES / INTEGRATED WASTE MANAGEMENT FUND 0207**

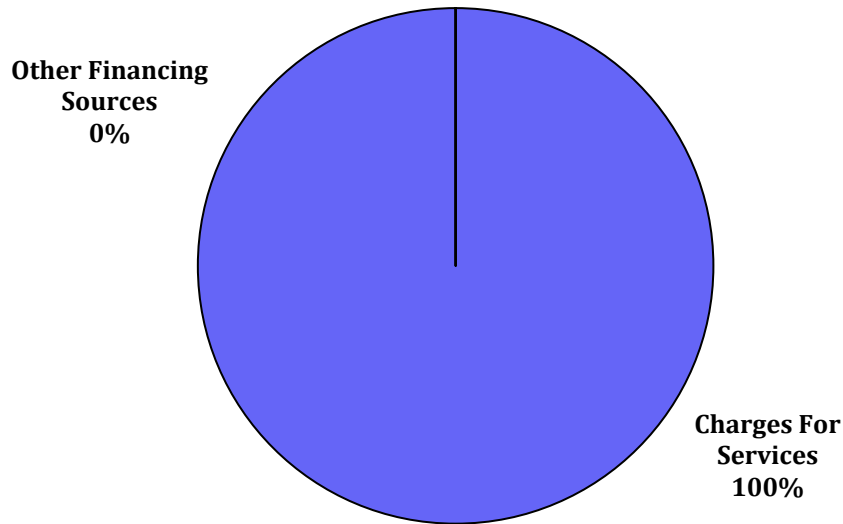
		<b>FY20</b>	<b>FY21</b>	<b>FY22</b>	<b>FY23</b>	<b>%</b>
		<b>Actual</b>	<b>Actual</b>	<b>Actual*</b>	<b>Adopted</b>	<b>Change</b>
<b>Public Works</b>						
260-3510	Solid Waste Collection	6,603,355	6,708,026	5,525,652	3,809,018	-31.07%
260-3520	Recycling	1,216,315	1,537,441	1,751,326	1,065,532	-39.16%
260-3540	Granite Bluff Inert LF	418,056	182,132	41,266	65,302	58.25%
260-3550	Oxbow Meadow Inert LF	19,451	16,790	-	-	N/A
260-3560	Pine Grove Landfill	2,458,978	5,211,554	2,755,694	2,164,511	-21.45%
260-3570	Recycling Sustain Center	1,131,050	1,062,983	1,234,390	865,641	-29.87%
260-3580	Recycling - Ft Benning	-	-	4,877,158	6,789,230	39.20%
260-3710	Other Maint Repairs	19,046	13,383	13,371	13,580	1.56%
	<b>Subtotal</b>	<b>\$ 11,866,251</b>	<b>\$ 14,732,309</b>	<b>\$ 16,198,857</b>	<b>\$ 14,772,814</b>	<b>-8.80%</b>
<b>Parks &amp; Recreation</b>						
270-3150	Refuse Collection- Parks	60,444	41,167	11,628	99,081	752.09%
	<b>Subtotal</b>	<b>\$ 60,444</b>	<b>\$ 41,167</b>	<b>\$ 11,628</b>	<b>\$ 99,081</b>	<b>752.09%</b>
<b>Non-Categorical</b>						
590-2000	Contingency	-	-	-	88,318	N/A
590-3000	Non-Categorical	873,843	813,115	1,089,064	1,168,333	7.28%
590-4000	Interfund Transfers	1,474,083	1,643,711	1,643,711	2,149,454	30.77%
	<b>Subtotal</b>	<b>\$ 2,347,926</b>	<b>\$ 2,456,826</b>	<b>\$ 2,732,775</b>	<b>\$ 3,406,105</b>	<b>24.64%</b>
<b>Grand Total</b>		<b>\$ 14,274,621</b>	<b>\$ 17,230,302</b>	<b>\$ 18,943,260</b>	<b>\$ 18,278,000</b>	<b>-3.51%</b>

\* Unaudited

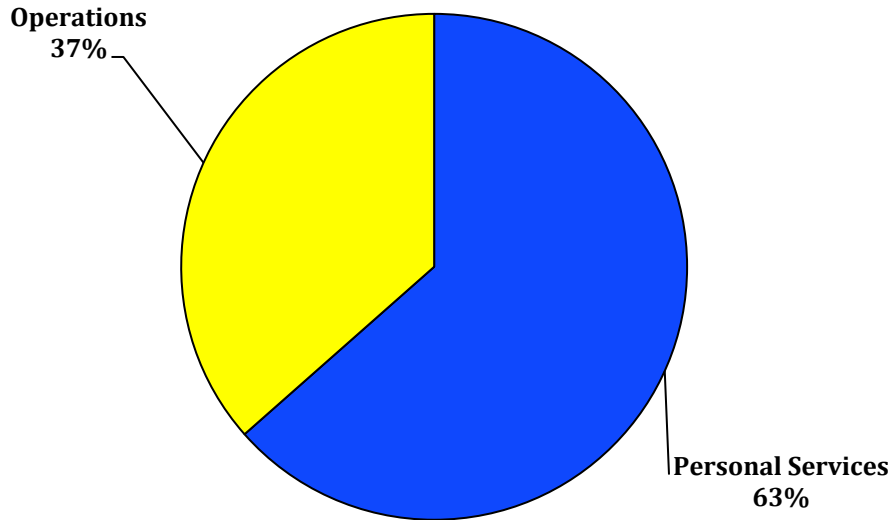
OVERVIEW / EMERGENCY TELEPHONE FUND 0209

**Emergency Telephone Fund                    \$                    4,022,087**

**Budget by Revenue Source**



**Budget by Expense Category**



The Emergency Telephone Fund accounts for expenses for the Emergency 911 System that ensures public safety departments respond quickly to emergency situations.

**SCHEDULE OF REVENUES / EMERGENCY TELEPHONE FUND 0209**

		FY20 Actual	FY21 Actual	FY22 Actual*	FY23 Adopted	%
						Change
<b>Charges For Services</b>						
4500	Emergency Telephone	1,031,920	1,017,906	801,941	1,012,087	26.20%
4519	Prepaid Wireless	887,997	851,689	723,707	850,000	17.45%
4514	Wireless Surcharge	2,116,541	2,035,867	1,841,698	2,160,000	17.28%
4802	Donations	-	-	-	-	
4837	Miscellaneous	48	52	8	-	-100.00%
<b>Total Charges For Services</b>		\$ 4,036,506	\$ 3,905,514	\$ 3,367,354	\$ 4,022,087	19.44%
<b>Investment Income</b>						
4772	Gains/Losses on	-	-	-	-	N/A
4780	Investment Interest	-	-	-	-	N/A
<b>Total Investment Income</b>		\$ -	\$ -	\$ -	\$ -	N/A
<b>Other Financing Sources</b>						
4931	Transfers In-General	-	-	-	-	N/A
4998	Transfers In-OLOST	-	-	-	-	N/A
<b>Total Other Financing Sources</b>		\$ -	\$ -	\$ -	\$ -	N/A
<b>Grand Total</b>		\$ 4,036,506	\$ 3,905,514	\$ 3,367,354	\$ 4,022,087	19.44%

\* Unaudited

**SCHEDULE OF EXPENDITURES / EMERGENCY TELEPHONE FUND 0209**

		FY20 Actual	FY21 Actual	FY22 Actual*	FY23 Adopted	%
						Change
<b>E-911</b>						
400-3220	E-911	3,289,015	3,375,240	3,757,844	3,763,393	0.15%
	<b>Subtotal</b>	<b>3,289,015</b>	<b>3,375,240</b>	<b>3,757,844</b>	<b>3,763,393</b>	<b>0.15%</b>
<b>Non Categorical</b>						
590-2000	Contingency	-	-	-	38,325	N/A
590-3000	Non-Categorical	206,945	207,717	213,767	220,369	3.09%
590-4000	Interfund Transfers	-	-	-	-	N/A
	<b>Subtotal</b>	\$ 206,945	\$ 207,717	\$ 213,767	\$ 258,694	21.02%
<b>Grand Total</b>		\$ 3,495,960	\$ 3,582,957	\$ 3,971,611	\$ 4,022,087	1.27%

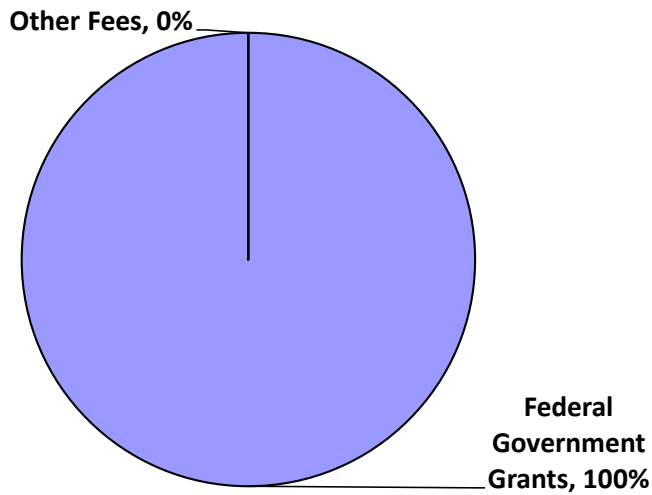
\* Unaudited



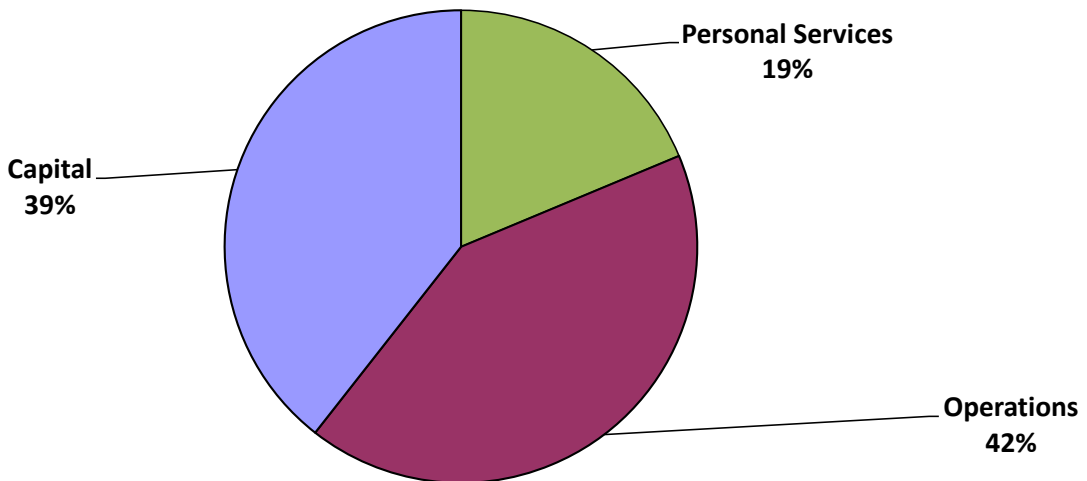
**OVERVIEW / CDBG FUND 0210**

**Community Development Block Grant Fund      \$                      1,736,936**

**Budget by Revenue Source**



**Budget by Expense Category**



The Community Development Block Grant (CDBG) Fund accounts for grant monies received from the Department of Housing and Urban Development under the Community Development Block Grant Program.

**SCHEDULE OF REVENUES / CDBG FUND 0210**

	FY20 Actual	FY21 Actual	FY22 Actual*	FY23 Adopted	% Change
<b>Federal Government Grants</b>					
4311 HUD Entitlement	849,789	1,321,958	1,531,176	1,736,936	13.44%
<b>Total Federal Government Grants</b>	<b>\$ 849,789</b>	<b>\$ 1,321,958</b>	<b>\$ 1,531,176</b>	<b>\$ 1,736,936</b>	<b>13.44%</b>
<b>Payments in Lieu of Taxes</b>					
4417 CDBG Program Income	-	-	-	-	N/A
<b>Total Payments in Lieu of Taxes</b>	<b>\$ -</b>	<b>\$ -</b>	<b>\$ -</b>	<b>\$ -</b>	<b>N/A</b>
<b>Other Fees</b>					
4594 Ordained Building Demolition	-	154,060	(2,216)	-	-100.00%
4595 Street Assess & Demo Interest	81,825	84,403	83,704	-	-100.00%
4837 Miscellaneous	-	-	-	-	N/A
4939 Transfer In - Neighborhood Stabilization Program	550,678	-	-	-	N/A
<b>Total Other Fees</b>	<b>\$ 632,502</b>	<b>\$ 238,464</b>	<b>\$ 81,489</b>	<b>\$ -</b>	<b>-100.00%</b>
<b>Grand Total</b>	<b>\$ 1,482,291</b>	<b>\$ 1,560,421</b>	<b>\$ 1,612,665</b>	<b>\$ 1,736,936</b>	<b>7.71%</b>

\* Unaudited

**SCHEDULE OF EXPENDITURES / CDBG FUND 0210**

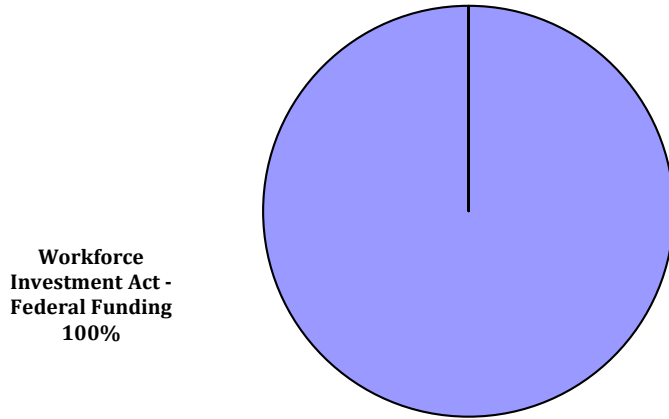
	FY20 Actual	FY21 Actual	FY22 Actual*	FY23 Adopted	% Change
<b>Community Reinvestment</b>					
245-1000 CDBG Program Income	310,066	254,069	285,013	428,072	50.19%
245-2100 Ordained Building Demolition	290,399	-	-	250,000	N/A
245-2300 Street Assess & Demo Interest	381,494	158,199	313,325	402,190	28.36%
245-3110 Land Acquisition	24,946	-	-	170,267	N/A
245-3130 Miscellaneous	255,018	332,955	149,519	218,793	46.33%
245-3140 Nieghbor Hood Parks/Site Improve	296,735	857,457	7,500	262,443	3399.24%
245-6000 CDBG-CV	-	630,517	1,083,078	-	-100.00%
<b>Total Community Reinvestment</b>	<b>\$ 1,558,658</b>	<b>\$ 2,233,196</b>	<b>\$ 1,838,435</b>	<b>\$ 1,731,765</b>	<b>-5.80%</b>
<b>Non-Departmental</b>					
590-2000 Contingency	-	-	-	5,171	N/A
590-4000 Interfund Transfer	-	-	-	-	N/A
<b>Total Non-Departmental</b>	<b>\$ -</b>	<b>\$ -</b>	<b>\$ -</b>	<b>\$ 5,171</b>	<b>N/A</b>
<b>Grand Total</b>	<b>\$ 1,558,658</b>	<b>\$ 2,233,196</b>	<b>\$ 1,838,435</b>	<b>\$ 1,736,936</b>	<b>-5.52%</b>

\* Unaudited

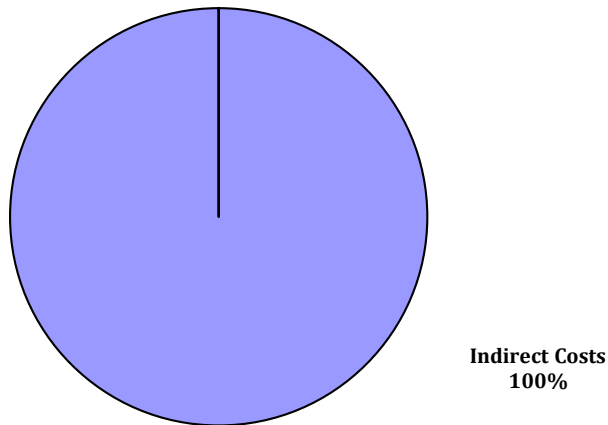
**Workforce Innovation & Opportunity  
Act Fund**

**\$ 3,405,720**

Budget by Revenue Source



Budget by Expense Category



The Workforce Innovation & Opportunity Act Program Fund accounts for grant monies received from the Department of Labor under the Job Training Partnership Act.

**SCHEDULE OF REVENUES**

		<b>FY20</b>		<b>FY21</b>		<b>FY22</b>		<b>FY23</b>	<b>%</b>
		<b>Actual</b>		<b>Actual</b>		<b>Actual*</b>		<b>Adopted</b>	<b>Change</b>
4333	WIOA Revenue	\$ 2,098,663	\$	2,046,650	\$	1,654,893	\$	3,405,720	105.80%
<b>Grand Total</b>		<b>\$ 2,098,663</b>	<b>\$</b>	<b>2,046,650</b>	<b>\$</b>	<b>1,654,893</b>	<b>\$</b>	<b>3,405,720</b>	<b>105.80%</b>

*\* Unaudited*

**SCHEDULE OF EXPENDITURES**

		<b>FY20</b>		<b>FY21</b>		<b>FY22</b>		<b>FY23</b>	<b>%</b>
		<b>Actual</b>		<b>Actual</b>		<b>Actual*</b>		<b>Adopted</b>	<b>Change</b>
6806000	WIOA Administration	\$ 2,098,661	\$	2,046,650	\$	2,042,244	\$	3,405,720	66.76%
<b>Grand Total</b>		<b>\$ 2,098,661</b>	<b>\$</b>	<b>2,046,650</b>	<b>\$</b>	<b>2,042,244</b>	<b>\$</b>	<b>3,405,720</b>	<b>66.76%</b>

*\* Unaudited*

**OVERVIEW / ECONOMIC DEVELOPMENT AUTHORITY FUND 0230**

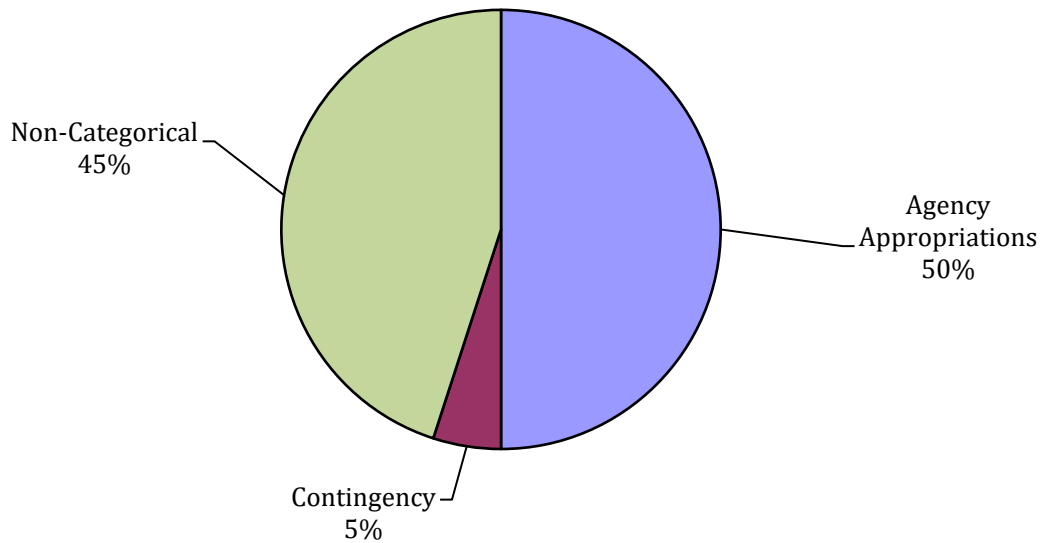
**Economic Development Authority  
Fund**

**\$ 2,388,492**

**Budget by Revenue Source**



**Budget by Expenditures Source**



The Economic Development Authority Fund accounts for funds utilized in economic development activities for the citizens of the City of Columbus. It is budgeted on the anticipated collection rate of 0.25 mills. An additional 0.25 mills has also been established as a reserve for Economic Development and for the retirement of a specific project's cost.

**SCHEDULE OF REVENUES / ECONOMIC DEVELOPMENT AUTH. FUND 0230**

	FY20 Actual	FY21 Actual	FY22 Actual*	FY23 Adopted	% Change
<b>General Property Taxes</b>					
4001 Real Property	1,956,598	1,993,669	1,980,331	2,364,607	19.40%
4003 Timber	-	-		-	N/A
4005 Personal Property	340,363	343,028	337,800	-	-100.00%
4006 Personal Property-Motor Vehicle	26,661	23,036		23,885	N/A
4007 Mobile Homes	1,787	1,759	19,746	-	-100.00%
4982 Transfer In-ARP Fiscal Recovery Funds			95,282		
<b>Total General Property Taxes</b>	<b>\$ 2,325,409</b>	<b>\$ 2,361,491</b>	<b>\$ 2,433,160</b>	<b>\$ 2,388,492</b>	<b>-1.84%</b>
<b>Use Of Fund Balance</b>	<b>\$ -</b>	<b>\$ -</b>	<b>\$ -</b>	<b>\$ -</b>	
<b>Grand Total</b>	<b>\$ 2,325,409</b>	<b>\$ 2,361,491</b>	<b>\$ 2,433,160</b>	<b>\$ 2,388,492</b>	<b>-1.84%</b>

\* Unaudited

**SCHEDULE OF EXPENDITURES /  
ECONOMIC DEVELOPMENT AUTH. FUND 0230**

	FY20 Actual	FY21 Actual	FY22 Actual*	FY23 Adopted	% Change
<b>Non-Categorical</b>					
590-1000 Agency Appropriations	1,152,150	1,173,353	1,184,863	1,194,246	0.79%
590-2000 Contingency	-	-		119,246	N/A
590-3000 Non-Categorical	1,419,196	1,113,312	975,000	1,075,000	10.26%
<b>Subtotal</b>	<b>\$ 2,571,346</b>	<b>\$ 2,286,665</b>	<b>\$ 2,159,863</b>	<b>\$ 2,388,492</b>	<b>10.59%</b>
<b>Grand Total</b>	<b>\$ 2,571,346</b>	<b>\$ 2,286,665</b>	<b>\$ 2,159,863</b>	<b>\$ 2,388,492</b>	<b>10.59%</b>

\* Unaudited



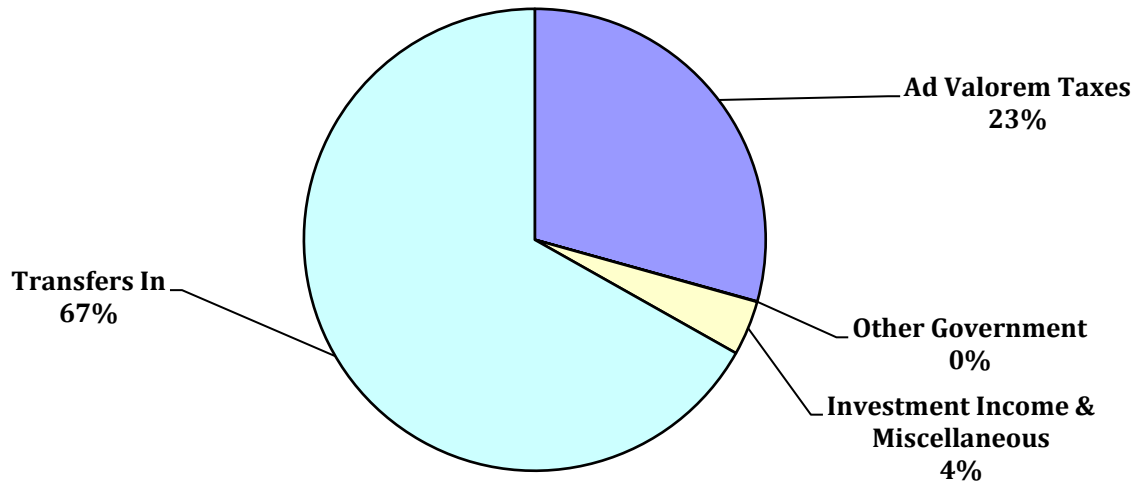
OVERVIEW / DEBT SERVICE FUND 0405

**Debt Service Fund**

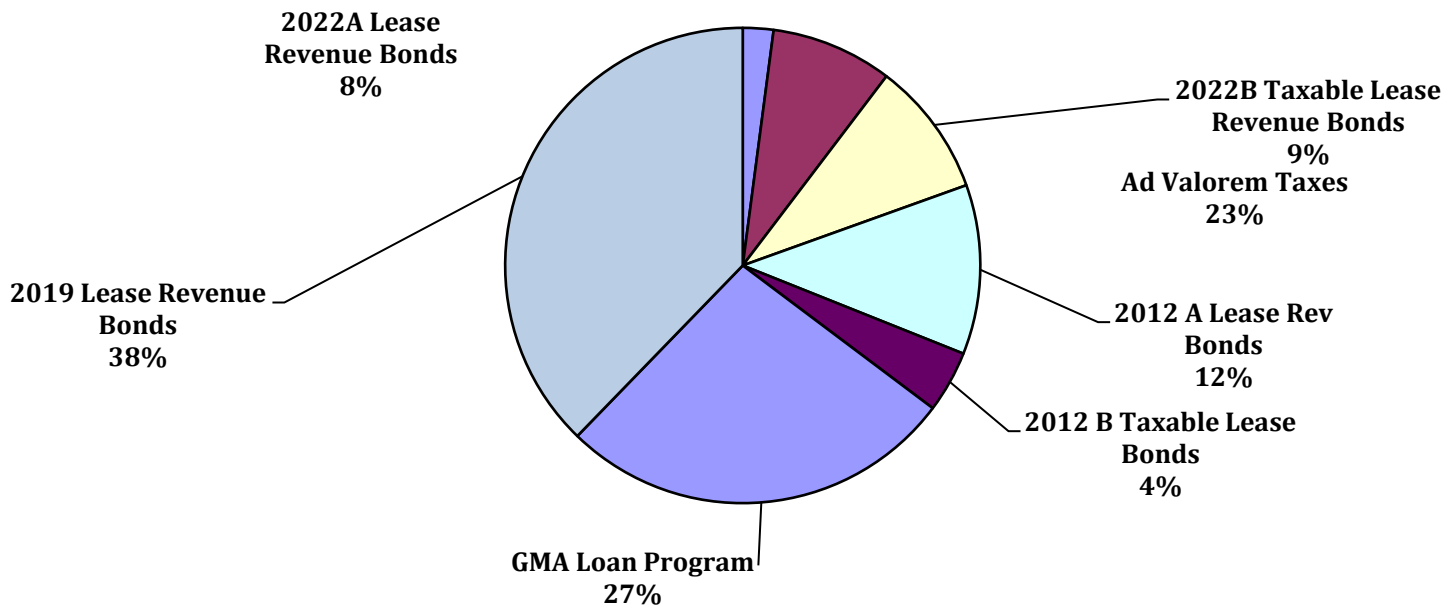
**\$**

**14,900,072**

**Budget by Revenue Source**



**Budget by Expenditure Source**



The Debt Service Fund accounts for debt payments to meet the obligations for revenue bonds.

**SCHEDULE OF REVENUES / DEBT SERVICE FUND 0405**

		FY20	FY21	FY22	FY23	%
		Actual	Actual	Actual*	Adopted	Change
<b>General Property Taxes</b>						
4001	Real Property	1,974,815	1,450,435	1,410,327	4,251,878	201.48%
4002	Public Utility	3,007	-	-	-	N/A
4003	Timber	-	-	-	-	N/A
4005	Personal Property	346,469	252,122	240,574	-	-100.00%
4006	Personal Property-Motor	25,061	18,759	13,244	14,746	11.34%
4007	Mobile Homes	1,680	1,234	1,122	-	-100.00%
4012	Not on Digest-Real & Personal	20	-	-	-	N/A
4015	Recording intangibles	57,094	63,984	61,026	65,605	7.50%
	<b>Subtotal</b>	<b>\$ 2,408,146</b>	<b>\$ 1,786,534</b>	<b>\$ 1,726,293</b>	<b>\$ 4,332,229</b>	<b>150.96%</b>
<b>Penalties &amp; Interest</b>						
4150	Ad Valorem	35,789	29,572	22,755	30,986	36.17%
4151	Auto	1,518	1,464	763	3,575	368.55%
	<b>Subtotal</b>	<b>\$ 37,307</b>	<b>\$ 31,036</b>	<b>\$ 23,518</b>	<b>\$ 34,561</b>	<b>46.96%</b>
<b>Total General Property Taxes</b>		<b>\$ 2,445,453</b>	<b>\$ 1,817,570</b>	<b>\$ 1,749,811</b>	<b>\$ 4,366,790</b>	<b>149.56%</b>
<b>Intergovernmental</b>						
4305	BABs Subsidy	712,234	-	-	-	N/A
4400	Payment Lieu Taxes Housing	4,143	3,542	3,516	4,500	27.99%
4415	Columbus Water Works	-	-	-	-	N/A
4425	Bull Creek Golf Course	-	-	-	-	N/A
<b>Total Intergovernmental</b>		<b>\$ 716,377</b>	<b>\$ 3,542</b>	<b>\$ 3,516</b>	<b>\$ 4,500</b>	<b>27.99%</b>
<b>Investment Income</b>						
4772	Gains/Losses on Investments	-	-	-	-	N/A
4779	Other Interest Income	194	-	-	-	N/A
4780	Investment Income	56,742	3,361	11,484	11,000	-4.21%
<b>Total Investment Income</b>		<b>\$ 56,936</b>	<b>\$ 3,361</b>	<b>\$ 11,484</b>	<b>\$ 11,000</b>	<b>-4.21%</b>
<b>Miscellaneous</b>						
4837	Miscellaneous	527,797	538,343	549,120	560,097	2.00%
<b>Total Miscellaneous</b>		<b>\$ 527,797</b>	<b>\$ 538,343</b>	<b>\$ 549,120</b>	<b>\$ 560,097</b>	<b>2.00%</b>
<b>Interfund Transfers In</b>						
4932	Transfers In - Paving Fund	255,942	255,942	255,942	110,269	-56.92%
4936	Transfers In- Integrated	1,474,083	1,643,711	1,643,711	2,149,454	30.77%
4976	Trans In - 2019 CBA Refund	9,623	-	-	-	N/A
4992	Trans In - CBA, Series 2019	7,071,873	-	-	-	N/A
4998	Transfers In - Other LOST	7,703,557	7,927,537	7,695,647	7,697,962	0.03%
<b>Total Interfund Transfers In</b>		<b>\$ 16,515,078</b>	<b>\$ 9,827,190</b>	<b>\$ 9,595,300</b>	<b>\$ 9,957,685</b>	<b>3.78%</b>
	<b>USE OF FUND BALANCE</b>	<b>\$ -</b>	<b>\$ -</b>	<b>\$ -</b>	<b>\$ -</b>	
<b>Grand Total</b>		<b>\$ 20,261,641</b>	<b>\$ 12,190,006</b>	<b>\$ 11,909,231</b>	<b>\$ 14,900,072</b>	<b>25.11%</b>

\* Unaudited

**SCHEDULE OF EXPENDITURES / DEBT SERVICE FUND 0405**

	<b>FY20 Actual</b>	<b>FY21 Actual</b>	<b>FY22 Actual*</b>	<b>FY23 Adopted</b>	<b>% Change</b>
<b>Debt Service</b>					
200-2000 Debt Service	4,000	-	-	-	N/A
200-3477 2010A Lease Rev. Bonds	2,605,200	-	-	-	N/A
200-3478 2010B Taxable Lease Rev. Bonds	2,088,846	-	-	-	N/A
200-3479 2010C Lease Rev. Bonds	62,700	-	-	-	N/A
200-3480 2012 A Lease Rev Bonds	1,706,564	1,709,643	1,715,115	1,718,536	0.20%
200-3481 2012 B Taxable Lease Bonds	1,369,105	620,505	618,355	625,906	1.22%
200-3482 2018 Lease Revenue Bonds	7,195,545	-	-	-	N/A
200-3483 2019 Lease Revenue Bonds	1,685,535	5,630,956	5,625,456	5,623,458	-0.04%
200-3484 2019 A Lease Rev Bonds	-	311,663	309,292	309,910	0.20%
200-3485 2022A Lease Rev Bonds	-	-	-	1,230,952	N/A
200-3486 2022B Taxable Lease Rev Bond	-	-	-	1,366,990	N/A
200-3610 GMA Loan Program	3,579,862	3,884,542	3,660,587	4,024,320	9.94%
590-3000 Non-Categorical	-	-	-	-	N/A
<b>Subtotal</b>	<b>\$ 20,297,357</b>	<b>\$ 12,157,309</b>	<b>\$ 11,928,805</b>	<b>\$ 14,900,072</b>	<b>24.91%</b>
<b>Grand Total</b>	<b>\$ 20,297,357</b>	<b>\$ 12,157,309</b>	<b>\$ 11,928,805</b>	<b>\$ 14,900,072</b>	<b>24.91%</b>

\* Unaudited

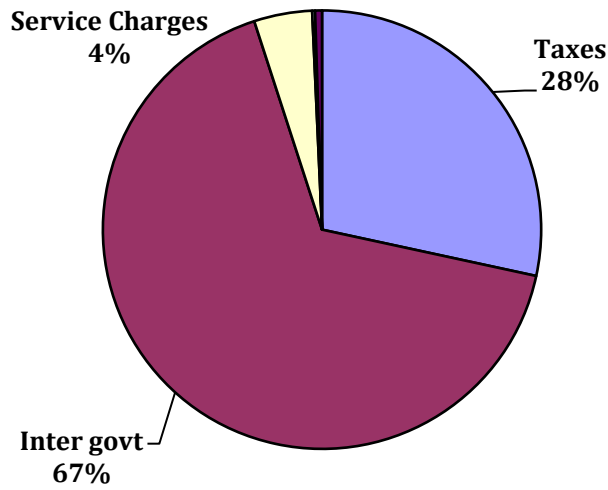
OVERVIEW / TRANSPORTATION FUND 0751

**Transportation Fund**

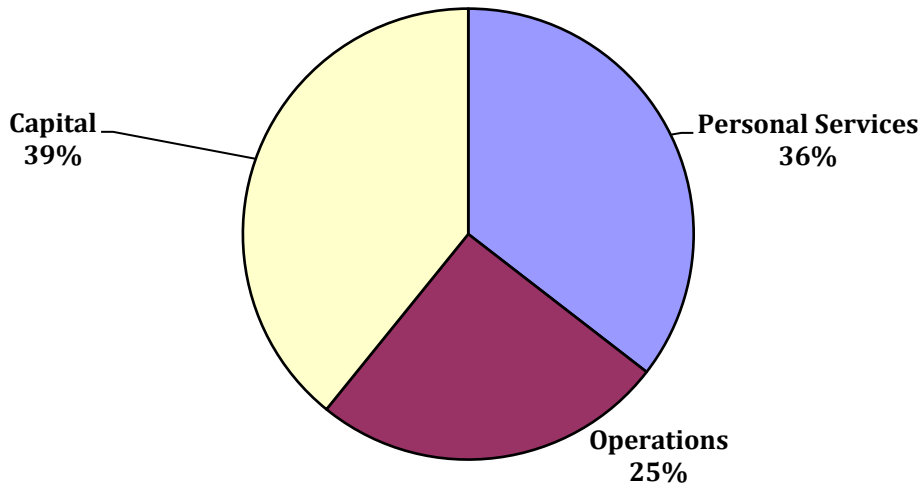
**\$**

**14,113,688**

**Budget by Revenue Source**



**Budget by Expense Category**



The Transportation Fund accounts for all expenses related to METRA, including administration and operations.

**SCHEDULE OF REVENUES / TRANSPORTATION FUND 0751**

		<b>FY20</b>	<b>FY21</b>	<b>FY22</b>	<b>FY23</b>	<b>%</b>
		<b>Actual</b>	<b>Actual</b>	<b>Actual*</b>	<b>Adopted</b>	<b>Change</b>
<b>General Property Taxes</b>						
4001	Real Property	3,206,477	3,269,617	3,247,743	3,973,474	22.35%
4003	Timber	-	-			N/A
4005	Personal Property	558,195	562,565	553,993		-100.00%
4006	Personal Property-Motor Vehicle	43,724	37,778	32,383	33,524	3.52%
4007	Mobile Homes	2,931	2,884	2,776	-	-100.00%
<b>Total General Property Taxes</b>		<b>\$ 3,811,327</b>	<b>\$ 3,872,845</b>	<b>\$ 3,836,895</b>	<b>\$ 4,006,998</b>	<b>4.43%</b>
<b>Intergovernmental</b>						
4044	T-SPLOST Projects	3,866,368	1,489,709	1,389,158	5,251,191	278.01%
4301	FTA Capital Grant	1,612,683	1,508,229	707,119	2,934,210	314.95%
4302	FTA Section 9-Planning	140,527	200,936	336,379	172,246	-48.79%
4330	DoT Capital Grant	-	-	-	-	N/A
4331	DoT Planning	-	-	-	-	N/A
4337	DoT Section 9-Planning	53,180	71,106		68,828	N/A
4347	FTA CARES ACT	-	1,432,861	2,510,492	966,683	-61.49%
4400	Payment Lieu Taxes Housing Authority	6,675	7,903	8,097	7,000	-13.54%
<b>Total Intergovernmental</b>		<b>\$ 5,679,433</b>	<b>\$ 4,710,744</b>	<b>\$ 4,951,245</b>	<b>\$ 9,400,158</b>	<b>89.85%</b>
<b>Charges For Services</b>						
4837	Miscellaneous	239	113	161	-	-100.00%
	<b>Subtotal</b>	<b>\$ 239</b>	<b>\$ 113</b>	<b>\$ 161</b>	<b>\$ -</b>	<b>-100.00%</b>
<b>Transit Charges</b>						
4560	Subscription Farebox	2,627	1,815		2,800	N/A
4561	Passenger Services	766,134	541,439	502,438	513,000	2.10%
4562	Dial-A-Ride	85,432	63,799	75,399	75,000	-0.53%
4563	Advertising	7,560	15,000		7,000	N/A
4564	Miscellaneous Transportation	47	12,895	(11,447)		-100.00%
	<b>Subtotal</b>	<b>\$ 861,800</b>	<b>\$ 634,948</b>	<b>\$ 566,390</b>	<b>\$ 597,800</b>	<b>5.55%</b>
<b>Other Fees</b>						
4540	Handicap ID Fees	7,446	4,819	3,367	7,000	107.88%
4558	Recycling Fees	-	-	-	-	N/A
	<b>Subtotal</b>	<b>\$ 7,446</b>	<b>\$ 4,819</b>	<b>\$ 3,367</b>	<b>\$ 7,000</b>	<b>107.88%</b>
<b>Total Charges For Services</b>		<b>\$ 869,485</b>	<b>\$ 639,880</b>	<b>\$ 569,918</b>	<b>\$ 604,800</b>	<b>6.12%</b>

**SCHEDULE OF REVENUES / TRANSPORTATION FUND 0751**

	<b>FY20 Actual</b>	<b>FY21 Actual</b>	<b>FY22 Actual*</b>	<b>FY23 Adopted</b>	<b>% Change</b>
<b>Investment Income</b>					
4772 Gains/Losses on Investments	5,823	(7,090)	(15,122)	-	-100.00%
4780 Investment Income	75,543	16,931	17,508	30,000	71.35%
<b>Total Investment Income</b>	<b>\$ 81,366</b>	<b>\$ 9,841</b>	<b>\$ 2,386</b>	<b>\$ 30,000</b>	<b>1157.41%</b>
<b>Miscellaneous</b>					
4853 Claims/Settlements	-	-	-	-	N/A
4906 Property Sales	(174)	(10,650)	-	-	N/A
4907 Sale of Fixed Assets	-	-	-	-	N/A
4908 Gain Sale of Assets	(295)	(262,984)	-	-	N/A
<b>Total Miscellaneous</b>	<b>\$ (469)</b>	<b>\$ (273,634)</b>	<b>\$ -</b>	<b>\$ -</b>	<b>N/A</b>
<b>Other Financing Sources</b>					
4931 Transfer In-General Fund	-	27,289	33,316	-	-100.00%
<b>Subtotal</b>	<b>\$ -</b>	<b>\$ 27,289</b>	<b>\$ 33,316</b>	<b>\$ -</b>	<b>-100.00%</b>
<b>Total Other Financing Sources</b>	<b>\$ -</b>	<b>\$ 27,289</b>	<b>\$ 33,316</b>	<b>\$ -</b>	<b>-100.00%</b>
<b>USE OF FUND BALANCE</b>	<b>\$ -</b>	<b>\$ -</b>	<b>\$ -</b>	<b>\$ 71,732</b>	
<b>Grand Total</b>	<b>\$ 10,441,142</b>	<b>\$ 8,986,965</b>	<b>\$ 9,393,761</b>	<b>\$ 14,113,688</b>	<b>50.25%</b>

\* Unaudited



**SCHEDULE OF EXPENDITURES / TRANSPORTATION FUND 0751**

		FY20 Actual		FY21 Actual		FY22 Actual*		FY23 Adopted		%
										Change
<b>Public Works</b>										
260-3710	Other									
	Maintenance/Repairs	124		8,819		14,096		15,000		6.42%
	<b>Subtotal</b>	\$ 124		\$ 8,819		\$ 14,096		\$ 15,000		6.42%
<b>Non-Categorical</b>										
590-2000	Contingency	-		-		-		75,266		N/A
590-3000	Non-Categorical	(9,063)		676,222		395,037		421,132		6.61%
	<b>Subtotal</b>	\$ (9,063)		\$ 676,222		\$ 395,037		\$ 496,398		25.66%
<b>METRA</b>										
610-1000	Administration	275,604		275,315		276,424		293,211		6.07%
610-2100	Operations	1,729,726		1,746,359		1,648,078		2,147,634		30.31%
610-2200	Maintenance	1,082,244		978,680		1,312,342		1,520,598		15.87%
610-2300	Dial-A-Ride	254,243		213,749		260,206		247,689		-4.81%
610-2400	Capital-FTA	2,037,058		1,670,550		1,621,310		3,667,762		126.22%
610-2500	Capital-TSPLOST	429,582		554,301		883,806		2,986,420		237.90%
	Admin.-									
610-2510	TSPLOST	40,200		68,239		122,206		194,540		59.19%
	Oper.-									
610-2520	TSPLOST	627,564		587,459		515,370		673,200		30.62%
	Maint.-									
610-2530	TSPLOST	242,565		173,273		233,702		416,018		78.01%
	D-A-R.-									
610-2540	TSPLOST	147,918		119,547		165,033		187,192		13.43%
	CARES ACT									
610-2600	Stimulus	-		393,260		702,016		966,683		
610-2900	Charter Services	-		-		-				N/A
610-3410	Planning-FTA (5303)	71,497		79,007		83,491		86,035		3.05%
610-3420	Planning-FTA (5307)	175,659		182,109		209,129		215,308		2.95%
610-3430	ARRA Section 5340	236,684		137,087		110,718				
610-3440	Clean Fules Grant	176,278		175,794		176,036				
	<b>Subtotal</b>	\$ 7,526,823		\$ 7,354,728		\$ 8,319,868		\$ 13,602,290		63.49%
<b>Grand Total</b>		\$ 7,517,884		\$ 8,039,769		\$ 8,729,001		\$ 14,113,688		61.69%

\* Unaudited

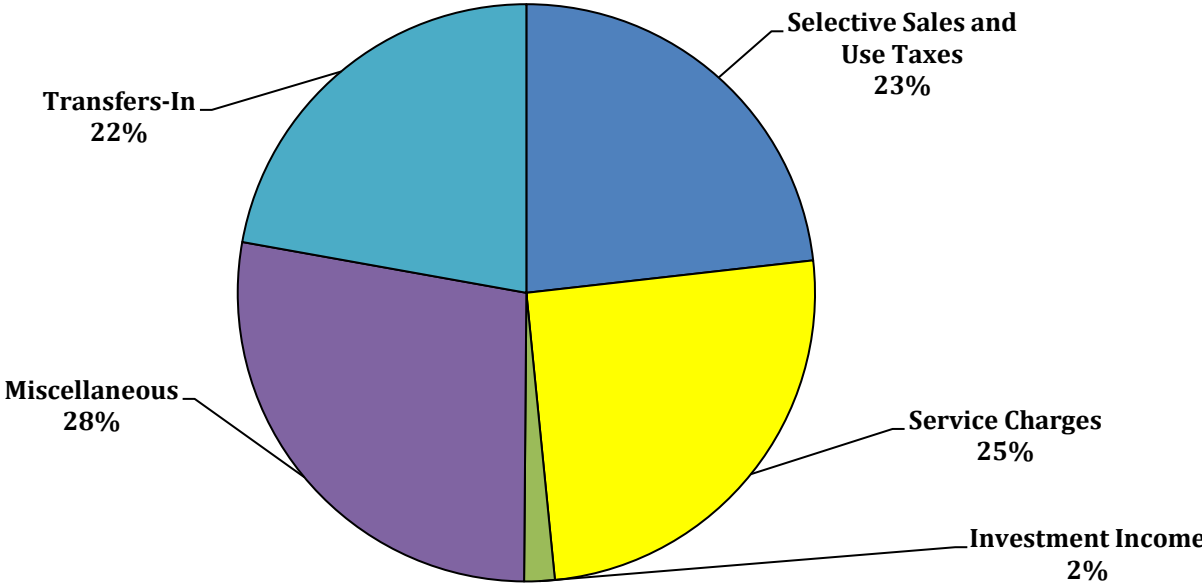
OVERVIEW / COLUMBUS IRON WORKS TRADE CENTER FUND 0753

**Trade Center Fund**

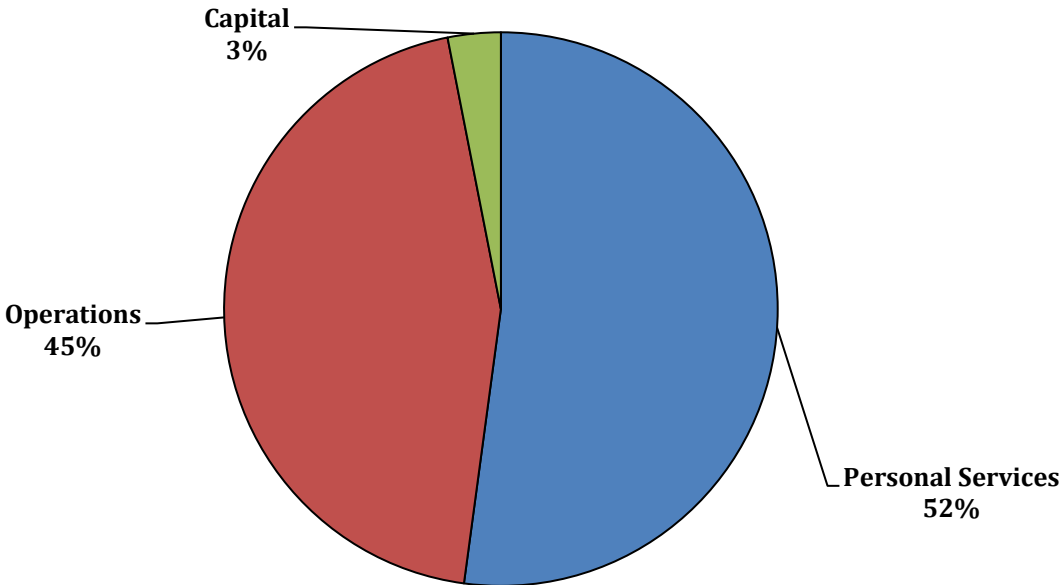
**\$**

**2,930,301**

**Budget by Revenue Source**



**Budget by Expense Category**



The Columbus Ironworks Convention & Trade Center Fund provides for the administration, operation, and maintenance of the Columbus Ironworks Convention and Trade Center.

**SCHEDULE OF REVENUES /**  
**COLUMBUS IRON WORKS TRADE CENTER FUND 0753**

	FY20 Actual	FY21 Actual	FY22 Actual*	FY23 Adopted	% Change
<b>Selective Sales &amp; Use Taxes</b>					
4052 Beer Tax	701,505	712,154	604,105	680,000	12.56%
<b>Total Selective Sales &amp; Use Taxes</b>	<b>\$ 701,505</b>	<b>\$ 712,154</b>	<b>\$ 604,105</b>	<b>\$ 680,000</b>	<b>12.56%</b>
<b>Charges for Services</b>					
4568 Parking Fees	10,521	6,495	12,551	10,000	-20.33%
4573 Ticket Sales	11,324	12,250	19,731	13,000	-34.11%
4579 Elec Usage Fees	47,307	50,157	86,347	50,000	-42.09%
<b>Subtotal</b>	<b>\$ 69,152</b>	<b>\$ 68,902</b>	<b>\$ 118,630</b>	<b>\$ 73,000</b>	<b>-38.46%</b>
<b>Trade Center Operations</b>					
4580 Convention Services	(139)	47,228	385,002	15,000	-96.10%
4581 Food Svc Contract-Events	606,313	58,989	851,910	650,000	-23.70%
4582 Sale of Merchandise	991	779	1,301	850	-34.66%
<b>Subtotal</b>	<b>\$ 607,165</b>	<b>\$ 106,995</b>	<b>\$ 1,238,213</b>	<b>\$ 665,850</b>	<b>-46.22%</b>
<b>Other Charges for Services</b>					
4827 Outside Personnel Svcs	-	-	-	-	N/A
<b>Subtotal</b>	<b>-</b>	<b>-</b>	<b>-</b>	<b>-</b>	<b>N/A</b>
<b>Total Charges For Services</b>	<b>\$ 676,317</b>	<b>\$ 175,897</b>	<b>\$ 1,356,843</b>	<b>\$ 738,850</b>	<b>-45.55%</b>
<b>Investment Income</b>					
4772 Gains/Losses on Investments	-	-	-	-	N/A
4780 Investment Interest	82,059	35,177	48,327	50,000	3.46%
<b>Total Investment Income</b>	<b>\$ 82,059</b>	<b>\$ 35,177</b>	<b>\$ 48,327</b>	<b>\$ 50,000</b>	<b>3.46%</b>
<b>Miscellaneous</b>					
4828 Copy Work	77	29	92	1,000	986.96%
4837 Miscellaneous	4,726	403	5,897	5,000	-15.21%
4842 Vendors Comp-Sales Tax	217	154	348	300	-13.80%
<b>Subtotal</b>	<b>\$ 5,020</b>	<b>\$ 586</b>	<b>\$ 6,337</b>	<b>\$ 6,300</b>	<b>-0.59%</b>
<b>Rents and Royalties</b>					
4874 Equipment Rental	88,203	59,353	159,686	105,000	-34.25%
4875 Space Rental	644,353	728,784	1,468,671	700,151	-52.33%
<b>Subtotal</b>	<b>\$ 732,556</b>	<b>\$ 788,137</b>	<b>\$ 1,628,357</b>	<b>\$ 805,151</b>	<b>-50.55%</b>
<b>Total Miscellaneous Income</b>	<b>\$ 737,576</b>	<b>\$ 788,723</b>	<b>\$ 1,634,694</b>	<b>\$ 811,451</b>	<b>-50.36%</b>

\* Unaudited

**SCHEDULE OF REVENUES /**  
**COLUMBUS IRON WORKS TRADE CENTER FUND 0753**

	FY20 Actual	FY21 Actual	FY22 Actual*	FY23 Adopted	% Change
<b>Other Financing Sources</b>					
<b>Interfund Transfers In</b>					
4943 Tax	537,004	479,156	752,592	650,000	-13.63%
4931 Transfer In- General Fund	-	208,945	29,873		
4909 Capital Contributions	-	29,121			
4982 Trans In - ARP Fiscal Recovery Funds			309,606		
<b>Subtotal</b>	<b>\$ 537,004</b>	<b>\$ 717,222</b>	<b>\$ 1,092,070</b>	<b>\$ 650,000</b>	<b>-40.48%</b>
<b>Total Other Financing Sources</b>	<b>\$ 537,004</b>	<b>\$ 717,222</b>	<b>\$ 1,092,070</b>	<b>\$ 650,000</b>	<b>-40.48%</b>
<b>USE OF FUND BALANCE</b>	<b>\$ -</b>	<b>\$ -</b>	<b>\$ -</b>		
<b>Grand Total</b>	<b>\$ 2,734,461</b>	<b>\$ 2,429,174</b>	<b>\$ 4,736,040</b>	<b>\$ 2,930,301</b>	<b>-38.13%</b>

\* Unaudited

**SCHEDULE OF EXPENDITURES /**  
**COLUMBUS IRON WORKS TRADE CENTER FUND 0753**

	FY20 Actual	FY21 Actual	FY22 Actual*	FY23 Adopted	% Change
<b>Non-Categorical</b>					
590-2000 Contingency	-	-	-	23,333	N/A
590-3000 Non-Categorical	136,405	143,873	152,592	134,211	-12.05%
590-4000 Interfund Transfers	-	-	-	-	N/A
<b>Subtotal</b>	<b>\$ 136,405</b>	<b>\$ 143,873</b>	<b>\$ 152,592</b>	<b>\$ 157,544</b>	<b>3.25%</b>
<b>Trade Center</b>					
620-1000 Administration	707,897	399,546	665,385	399,825	-39.91%
620-2100 Sales	439,914	433,808	775,689	584,744	-24.62%
620-2200 Operations	449,077	441,073	465,911	583,807	25.30%
620-2300 Building Maintenance	934,770	821,049	895,170	913,103	2.00%
620-2600 Bonded Debt	107,288	91,509	90,433	291,278	222.09%
<b>Subtotal</b>	<b>\$ 2,638,945</b>	<b>\$ 2,186,985</b>	<b>\$ 2,892,588</b>	<b>\$ 2,772,757</b>	<b>-4.14%</b>
<b>Grand Total</b>	<b>\$ 2,775,350</b>	<b>\$ 2,330,858</b>	<b>\$ 3,045,180</b>	<b>\$ 2,930,301</b>	<b>-3.77%</b>

\* Unaudited

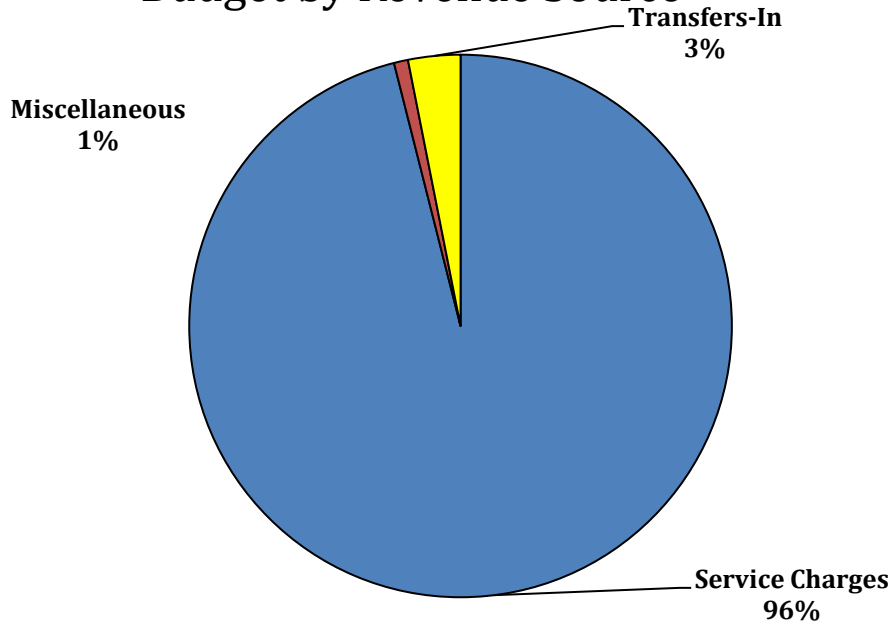
OVERVIEW / BULL CREEK GOLF COURSE FUND 0755

**Bull Creek Golf Course Fund**

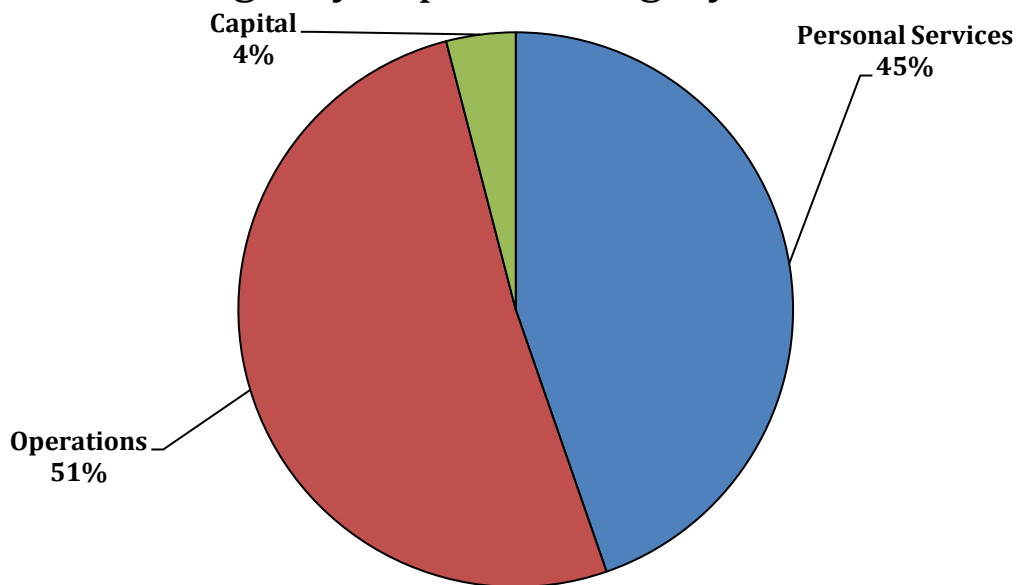
**\$**

**1,609,331**

**Budget by Revenue Source**



**Budget by Expense Category**



The Bull Golf Course Fund provides for administration, operation, and maintenance of Bull Creek Golf Course.

**SCHEDULE OF REVENUES / BULL CREEK GOLF COURSE FUND 0755**

		FY20	FY21	FY22	FY23	%
		Actual	Actual	Actual*	Adopted	Change
<b><u>Charges For Services</u></b>						
4541	Golf Course Handicap	854	530		500	N/A
4542	Operations-Golf Course	928,302	1,299,929	1,306,239	1,250,000	-4.31%
4543	Golf Range Fees	26,885	63,098	41,277	35,000	-15.21%
4544	Snack Bar-Golf Course	85,879	108,075	161,528	125,000	-22.61%
4582	Sale Of Merchandise	72,947	166,800	185,258	130,000	-29.83%
4681	Fee Based Program Fees	755	6,755	4,815	5,331	10.72%
<b>Total Charges For Services</b>		<b>\$ 1,115,622</b>	<b>\$ 1,645,187</b>	<b>\$ 1,699,116</b>	<b>\$ 1,545,831</b>	<b>-9.02%</b>
<b><u>Miscellaneous</u></b>						
<b>Other Miscellaneous Revenues</b>						
4802	Donations	5,000	1,500		-	N/A
4837	Miscellaneous	5,996	65	15	-	-100.00%
4832	Special Events Sponsors	-	8,600	7,354		
4840	Rebates	200	11,685	15,566	12,000	-22.91%
4842	Venders Comp-Sales Tax	1,240	1,185	1,527	1,500	-1.77%
4851	Damage to City Property	-	1,432			
4878	Rental/Lease Income	36,758	-	-	-	N/A
4908	Gain of Sale of Assets	100				
4909	Capital Contributions	-	-	-	-	N/A
	<b>Subtotal</b>	<b>\$ 49,294</b>	<b>\$ 24,467</b>	<b>\$ 24,462</b>	<b>\$ 13,500</b>	<b>-44.81%</b>
<b>Total Miscellaneous Income</b>		<b>\$ 49,294</b>	<b>\$ 24,467</b>	<b>\$ 24,462</b>	<b>\$ 13,500</b>	<b>-44.81%</b>
<b><u>Other Financing Sources</u></b>						
<b>Interfund Transfers In</b>						
4931	Transfer In-General Fund	105,384	222,431	24,446	50,000	104.53%
	<b>Subtotal</b>	<b>\$ 105,384</b>	<b>\$ 222,431</b>	<b>\$ 24,446</b>	<b>\$ 50,000</b>	<b>104.53%</b>
<b>Total Other Financing Sources</b>		<b>\$ 105,384</b>	<b>\$ 222,431</b>	<b>\$ 24,446</b>	<b>\$ 50,000</b>	<b>104.53%</b>
<b>Grand Total</b>		<b>\$ 1,270,300</b>	<b>\$ 1,892,085</b>	<b>\$ 1,748,023</b>	<b>\$ 1,609,331</b>	<b>51%</b>

\* Unaudited

**SCHEDULE OF EXPENDITURES / BULL CREEK GOLF COURSE FUND 0755**

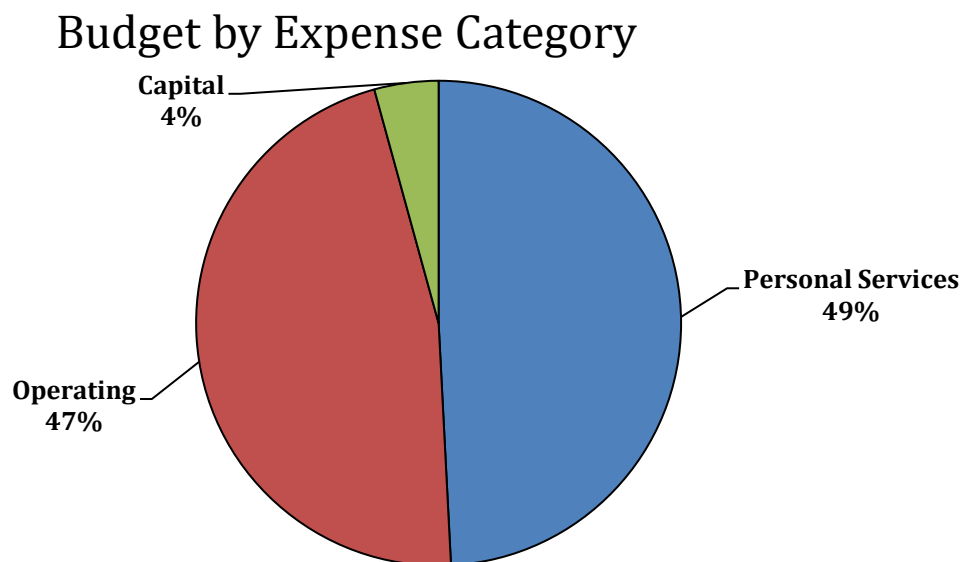
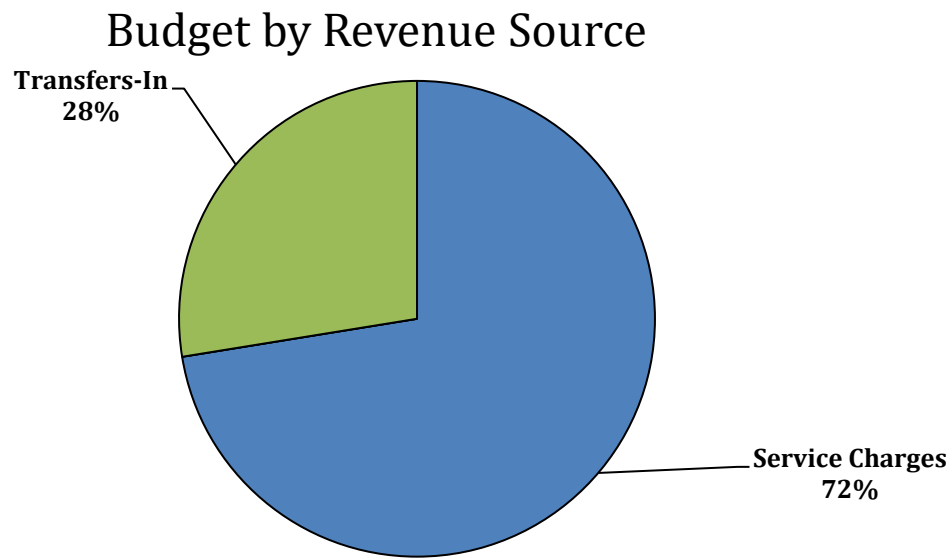
		FY20	FY21	FY22	FY23	%
		Actual	Actual	Actual*	Adopted	Change
<b><u>Non-Categorical</u></b>						
590-2000	Contingency	-	-		10,211	N/A
590-3000	Non-Categorical	104,831	65,992	63,201	48,576	-23.14%
590-4000	Interfund Transfers	-	-	-	-	N/A
	<b>Subtotal</b>	<b>\$ 104,831</b>	<b>\$ 65,992</b>	<b>\$ 63,201</b>	<b>\$ 58,787</b>	<b>-6.98%</b>
<b><u>Bull Creek</u></b>						
630-2100	Maintenance	807,470	854,222	977,129	1,038,944	6.33%
630-2200	Pro Shop	670,930	565,680	862,772	511,600	-40.70%
630-2300	Debt Service	-	-	-	-	N/A
	<b>Subtotal</b>	<b>\$ 1,478,401</b>	<b>\$ 1,419,902</b>	<b>\$ 1,839,900</b>	<b>\$ 1,550,544</b>	<b>-15.73%</b>
<b>Grand Total</b>		<b>\$ 1,583,232</b>	<b>\$ 1,485,894</b>	<b>\$ 1,903,101</b>	<b>\$ 1,609,331</b>	<b>-15.44%</b>

\* Unaudited



OVERVIEW / OXBOW CREEK GOLF COURSE FUND 0756

**Oxbow Creek Golf Course Fund      \$                      544,363**



The Oxbow Golf Course Fund provides for administration, operation, and maintenance of Oxbow Creek Golf Course.

**SCHEDULE OF REVENUES / OXBOW CREEK GOLF COURSE FUND 0756**

		FY20 Actual	FY21 Actual	FY22 Actual*	FY23 Adopted	% Change
<b>Charges For Services</b>						
4541	Golf Course Handicap Fees	9	-	-	-	N/A
4542	Operations-Golf Course	199,930	365,313	403,603	313,000	-22.45%
4543	Golf Range Fees	19,534	38,416	38,078	28,000	-26.47%
4544	Snack Bar-Golf Course	16,348	32,316	39,567	27,363	-30.84%
4582	Sale Of Merchandise	10,005	25,974	49,899	26,000	-47.90%
<b>Total Charges For Services</b>		\$ 245,826	\$ 462,019	\$ 531,147	\$ 394,363	-25.75%
<b>Miscellaneous</b>						
<b>Other Miscellaneous Revenues</b>						
4842	Vendors Comp - Sales Tax	563	970		-	N/A
4837	Miscellaneous	46	400		-	N/A
4826	Special Events Permits	-	4,000			
4840	Rebates	-	668			
4832	Special Even Sponsors			200		
	<b>Subtotal</b>	\$ 609	\$ 6,038	\$ 200	\$ -	-100.00%
<b>Total Miscellaneous Income</b>		\$ 609	\$ 6,038	\$ 200	\$ -	-100.00%
<b>Other Financing Sources</b>						
<b>Interfund Transfers In</b>						
4931	Transfer In-General Fund	117,006	20,275	6,551	150,000	2189.73%
	<b>Subtotal</b>	\$ 117,006	\$ 20,275	\$ 6,551	\$ 150,000	2189.73%
<b>Total Other Financing Sources</b>		\$ 117,006	\$ 20,275	\$ 6,551	\$ 150,000	2189.73%
<b>Grand Total</b>		\$ 363,441	\$ 488,332	\$ 537,898	\$ 544,363	1.20%

\* Unaudited

**SCHEDULE OF EXPENDITURES / OXBOW CREEK GOLF COURSE FUND 0756**

		FY20 Actual	FY21 Actual	FY22 Actual*	FY23 Adopted	% Change
<b>Non-Categorical</b>						
590-2000	Contingency	-	-	-	4,364	N/A
590-3000	Non-Categorical	10,215	18,633	20,266	19,485	-3.86%
590-4000	Interfund Transfers	-	-	-	-	N/A
	<b>Subtotal</b>	\$ 10,215	\$ 18,633	\$ 20,266	\$ 23,849	17.68%
<b>Oxbow Creek</b>						
640-2100	Pro Shop	207,881	206,149	359,668	234,299	-34.86%
640-2200	Maintenance	199,528	202,992	207,942	286,215	37.64%
640-2300	Debt Service	-	-	-	-	N/A
	<b>Subtotal</b>	\$ 407,408	\$ 409,141	\$ 567,610	\$ 520,514	-8.30%
<b>Grand Total</b>		\$ 417,624	\$ 427,774	\$ 587,876	\$ 544,363	-7.40%

\* Unaudited

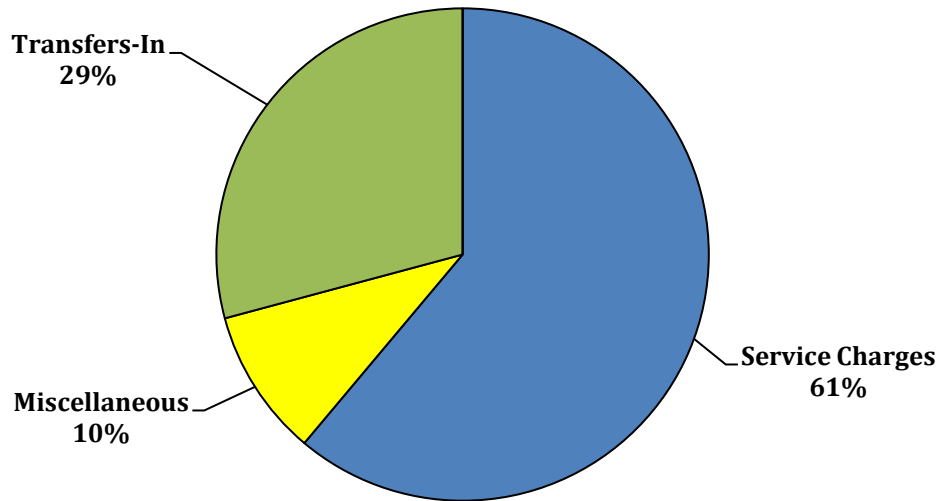
**OVERVIEW / CIVIC CENTER FUND 0757**

**Civic Center Fund**

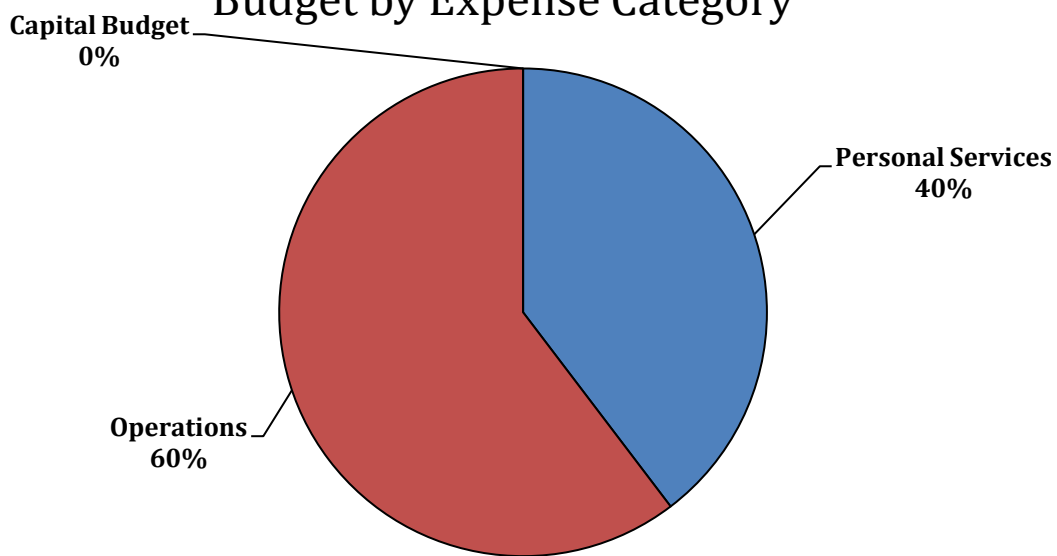
**\$**

**4,456,074**

**Budget by Revenue Source**



**Budget by Expense Category**



The Civic Center Fund accounts for the operation of the multi-functional recreational facility.

**SCHEDULE OF REVENUES / CIVIC CENTER FUND 0757**

		<b>FY20</b>	<b>FY21</b>	<b>FY22</b>	<b>FY23</b>	<b>%</b>
		<b>Actual</b>	<b>Actual</b>	<b>Actual*</b>	<b>Adopted</b>	<b>Change</b>
<b>Charges For Services</b>						
<b>Civic Center Charges</b>						
4576	Catering	31,105	1,116	12,046	25,000	107.54%
4587	Food Svc Contract	106,564	23,591	192,811	80,000	-58.51%
4582	Sale Of Merchandise	360,528	62,222	290,952	252,000	-13.39%
	<b>Subtotal</b>	<b>\$ 498,197</b>	<b>\$ 86,928</b>	<b>\$ 495,809</b>	<b>\$ 357,000</b>	<b>-28.00%</b>
<b>Event Fees</b>						
4573	Ticket Sales	2,264,745	287,050	3,530,045	1,909,824	-45.90%
4575	Box Office Fees	-	-	-	-	N/A
	<b>Subtotal</b>	<b>\$ 2,264,745</b>	<b>\$ 287,050</b>	<b>\$ 3,530,045</b>	<b>\$ 1,909,824</b>	<b>-45.90%</b>
<b>Charges for Services</b>						
4568	Parking Fees	52,580	830	54,236	40,000	-26.25%
4872	Sale of Advertisements	16,700	1,250	-	21,500	N/A
4837	Miscellaneous	559,577	306,059	951,180	395,000	-58.47%
	<b>Subtotal</b>	<b>\$ 628,856</b>	<b>\$ 308,139</b>	<b>\$ 1,005,416</b>	<b>\$ 456,500</b>	<b>-54.60%</b>
<b>Other Fees</b>						
4862	Sale of Salvage	247	-	-	-	N/A
	<b>Subtotal</b>	<b>\$ 247</b>	<b>\$ -</b>	<b>\$ -</b>	<b>\$ -</b>	<b>N/A</b>
<b>Total Charges For Services</b>		<b>\$ 3,392,045</b>	<b>\$ 682,117</b>	<b>\$ 5,031,270</b>	<b>\$ 2,723,324</b>	<b>-45.87%</b>
<b>Investment Income</b>						
4780	Investment Income	-	-	-	-	N/A
4772	Gains/Losses on Investments	-	-	-	-	N/A
<b>Total Investment Income</b>		<b>\$ -</b>	<b>\$ -</b>	<b>\$ -</b>	<b>\$ -</b>	<b>N/A</b>
<b>Miscellaneous</b>						
<b>Miscellaneous</b>						
4801	Private Contributions	31,675	20,000	40,000	-	-100.00%
4802	Donations	34,275	-	318,438	-	-100.00%
4313	Miscellaneous Federal Revenue	-	-	1,315,318	-	-
	<b>Subtotal</b>	<b>\$ 65,950</b>	<b>\$ 20,000</b>	<b>\$ 1,673,756</b>	<b>\$ -</b>	<b>-100.00%</b>
<b>Rents and Royalties</b>						
4880	Rent - Civic Center	467,992	143,386	480,717	350,750	-27.04%
4842	Vendor Comp Sales Tax	1,711	-	1,970	2,000	1.54%
4574	Facility Fee	136,071	715	132,572	80,000	-39.66%
	<b>Subtotal</b>	<b>\$ 605,773</b>	<b>\$ 144,101</b>	<b>\$ 615,259</b>	<b>\$ 432,750</b>	<b>-29.66%</b>
<b>Total Miscellaneous</b>		<b>\$ 671,723</b>	<b>\$ 164,101</b>	<b>\$ 2,289,015</b>	<b>\$ 432,750</b>	<b>-81.09%</b>

\* Unaudited

**SCHEDULE OF REVENUES / CIVIC CENTER FUND 0757**

	FY20 Actual	FY21 Actual	FY22 Actual*	FY23 Adopted	% Change	
<b>Other Financing Sources</b>						
<b>Interfund Transfers In</b>						
4931	Transfer In-General Fund	693,843	1,641,428	41,887	-	-100.00%
4943	Transfer In-Hotel/Motel Tax	1,074,007	958,312	1,505,184	1,300,000	-13.63%
4982	Transfer In-ARP Fiscal Recovery Funds		619,211			
	<b>Subtotal</b>	<b>\$ 1,767,850</b>	<b>\$ 2,599,740</b>	<b>\$ 2,166,282</b>	<b>\$ 1,300,000</b>	<b>-39.99%</b>
	<b>Total Other Financing Sources</b>	<b>\$ 1,767,850</b>	<b>\$ 2,599,740</b>	<b>\$ 2,166,282</b>	<b>\$ 1,300,000</b>	<b>-39.99%</b>
	<b>Grand Total</b>	<b>\$ 5,831,619</b>	<b>\$ 3,445,958</b>	<b>\$ 9,486,566</b>	<b>\$ 4,456,074</b>	<b>-53.03%</b>

\* Unaudited

**SCHEDULE OF EXPENDITURES / CIVIC CENTER FUND 0757**

	FY20 Actual	FY21 Actual	FY22 Actual*	FY23 Adopted	% Change	
<b>Civic Center</b>						
160-1000	Civic Center Operations	2,759,181	2,844,496	3,114,829	1,948,176	-37.45%
160-2100	Hockey	502,579	319,523	447,062	292,355	-34.61%
160-2200	AF2 Football	24,454	27,218	90,767	62,795	-30.82%
160-2500	Other Events	2,683,104	520,776	4,453,112	1,378,000	-69.06%
160-2600	Temp Labor Pool	-	-	-	-	N/A
160-2700	Ice Rink- Operations	364,323	346,667	341,181	166,266	-51.27%
160-2750	Ice Rink Events	127,913	50,516	93,849	80,737	-13.97%
160-2800	Concessions	224,335	40,981	148,750	204,226	37.29%
	<b>Subtotal</b>	<b>\$ 6,685,889</b>	<b>\$ 4,150,177</b>	<b>\$ 8,689,550</b>	<b>\$ 4,132,555</b>	<b>-52.44%</b>
<b>Public Services</b>						
260-3710	Other Maintenance/Repairs	134,476	143,611	132,744	125,000	-5.83%
	<b>Subtotal</b>	<b>\$ 134,476</b>	<b>\$ 143,611</b>	<b>\$ 132,744</b>	<b>\$ 125,000</b>	<b>-5.83%</b>
<b>Non-Categorical</b>						
590-2000	Contingency	-	-	-	19,482	N/A
590-3000	Non-Categorical	119,230	245,168	202,165	179,037	-11.44%
590-4000	Interfund Transfers	-	-	-	-	N/A
	<b>Subtotal</b>	<b>\$ 119,230</b>	<b>\$ 245,168</b>	<b>\$ 202,165</b>	<b>\$ 198,519</b>	<b>-1.80%</b>
	<b>Grand Total</b>	<b>\$ 6,939,595</b>	<b>\$ 4,538,956</b>	<b>\$ 9,024,458</b>	<b>\$ 4,456,074</b>	<b>-50.62%</b>

\* Unaudited

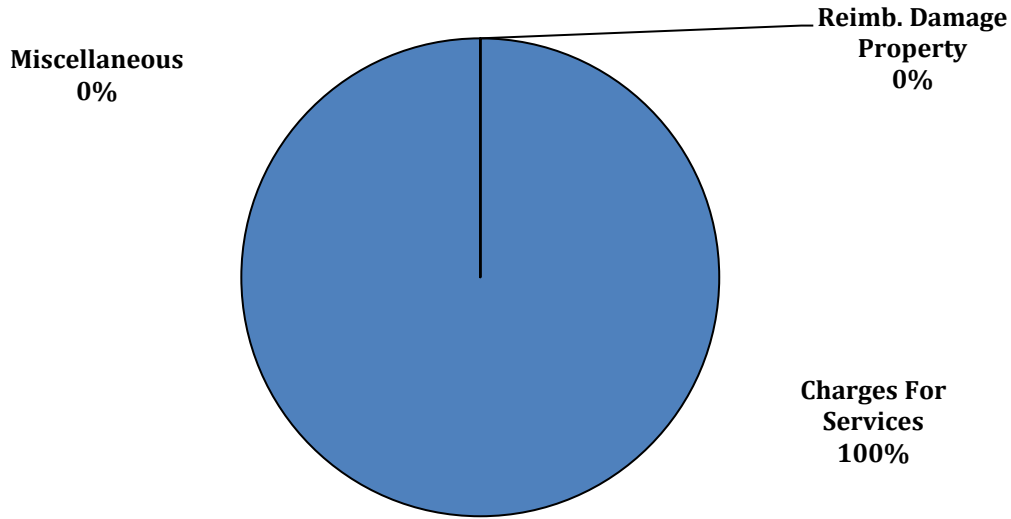
OVERVIEW / HEALTH & INSURANCE FUND 0850

**Health & Insurance Fund**

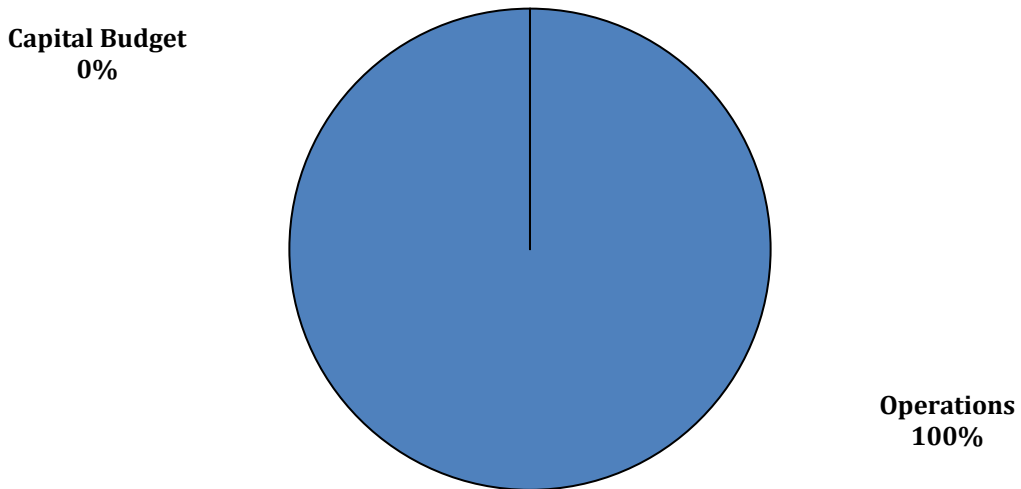
**\$**

**23,912,887**

**Budget by Revenue Source**



**Budget by Expense Category**



The Employee Health & Life Insurance Fund is established to account for the self-funded employee health care program and employee life insurance program.



**SCHEDULE OF REVENUES / HEALTH & INSURANCE FUND 0850**

	FY20 Actual	FY21 Actual	FY22 Actual*	FY23 Adopted	% Change	
<b>Charges For Services</b>						
4603	Employer Health Care Contr.	14,664,486	14,882,155	17,350,152	15,284,804	-11.90%
4604	Employee Health Care Contr.	3,946,959	3,885,208	3,927,330	4,273,409	8.81%
4606	Dependent Health Care Contr.	1,960,970	1,837,470	1,828,018	2,544,045	39.17%
4607	Retiree Health Care Contr.	(53,605)	-	1,918,789	1,810,629	-5.64%
<b>Total Charges For Services</b>		<b>\$ 20,518,809</b>	<b>\$ 20,604,833</b>	<b>\$ 25,024,290</b>	<b>\$ 23,912,887</b>	<b>-4.44%</b>
<b>Reimbursement For Damaged Property</b>						
4853	Claims/Settlements	-	30,345	27,220	-	-100.00%
<b>Total Reimbursement For Damaged Property</b>		<b>\$ -</b>	<b>\$ 30,345</b>	<b>\$ 27,220</b>	<b>\$ -</b>	<b>-100.00%</b>
<b>Other Miscellaneous Revenue</b>						
4837	Miscellaneous	75	-	-	-	N/A
4840	Rebates	84,855	94,337	45,534	-	-100.00%
<b>Total Other Miscellaneous Revenue</b>		<b>\$ 84,930</b>	<b>\$ 94,337</b>	<b>\$ 45,534</b>	<b>\$ -</b>	<b>-100.00%</b>
<b>Grand Total</b>		<b>\$ 20,603,739</b>	<b>\$ 20,729,515</b>	<b>\$ 25,097,044</b>	<b>\$ 23,912,887</b>	<b>-4.72%</b>

\* Unaudited

**SCHEDULE OF EXPENDITURES / HEALTH & INSURANCE FUND 0850**

	FY20 Actual	FY21 Actual	FY22 Actual*	FY23 Adopted	% Change	
<b>Human Resources</b>						
2203310	Health Insurance Claims	15,794,904	19,285,852	20,024,911	20,119,887	0.47%
2203320	Health Insurance Fees	860,195	1,199,599	1,271,834	1,493,000	17.39%
2203330	Health Wellness Center	2,409,863	2,353,052	2,427,696	2,300,000	-5.26%
<b>Total Human Resources</b>		<b>\$ 19,064,962</b>	<b>\$ 22,838,503</b>	<b>\$ 23,724,441</b>	<b>\$ 23,912,887</b>	<b>0.79%</b>
<b>Grand Total</b>		<b>\$ 19,064,962</b>	<b>\$ 22,838,503</b>	<b>\$ 23,724,441</b>	<b>\$ 23,912,887</b>	<b>0.79%</b>

\* Unaudited

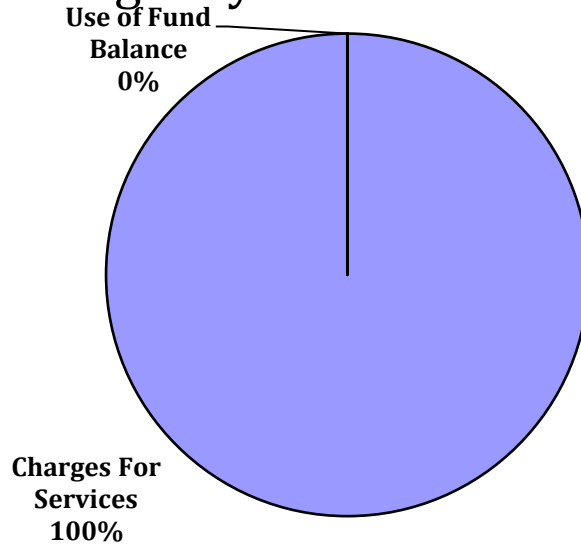
OVERVIEW / RISK MANAGEMENT FUND 0860

**Risk Management Fund**

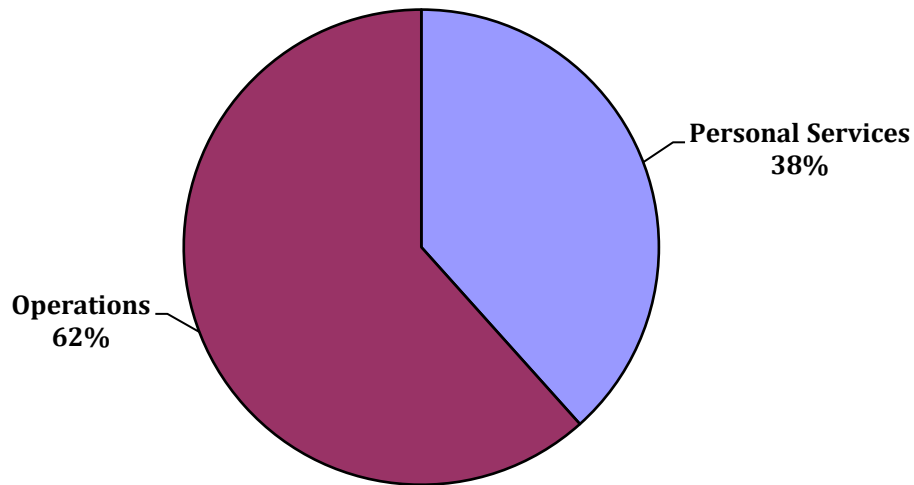
**\$**

**5,800,288**

**Budget by Revenue Category**



**Budget by Expenditures Category**



The Risk Management Fund is established for the purposes of providing self-insurance funding for vehicle claims and worker's compensation management.

**SCHEDULE OF REVENUES / RISK MANAGEMENT FUND 0860**

		FY20		FY21		FY22		FY23		%
		Actual		Actual		Actual*		Adopted		Change
<b>Charges For Services</b>										
4460	Workers Comp Fees	3,676,768		3,372,944		3,368,859		3,545,226		5.24%
4462	Unfunded Loss Fees	999,916		1,594,664		1,973,068		2,255,062		14.29%
<b>Total Charges For Services</b>		\$ 4,676,684		\$ 4,967,608		\$ 5,341,927		\$ 5,800,288		8.58%
<b>Investment Income</b>										
4772	Gains/Losses on Investments	25,466		(103,663)		(369,006)		-		-100.00%
4780	Investment Interest	257,668		172,043		170,272		-		-100.00%
<b>Total Investment Income</b>		\$ 283,134		\$ 68,380		\$ (198,735)		\$ -		-100.00%
<b>Reimbursement For Damaged Property</b>										
4853	Claims/Settlements	-		-		-		-		N/A
<b>Total Reimbursement For Damaged Property</b>		\$ -		\$ -		\$ -		\$ -		N/A
<b>Other Miscellaneous Revenue</b>										
4837	Miscellaneous	-		-		-		-		N/A
4862	Sale of Salvage	600		-		-		-		N/A
<b>Total Other Miscellaneous</b>		\$ 600		\$ -		\$ -		\$ -		N/A
<b>USE OF FUND BALANCE</b>		\$ -		\$ -		\$ -		\$ -		
<b>Grand Total</b>		\$ 4,960,418		\$ 5,035,988		\$ 5,143,192		\$ 5,800,288		12.78%

\* Unaudited

**SCHEDULE OF EXPENDITURES / RISK MANAGEMENT FUND 0860**

		FY20		FY21		FY22		FY23		%
		Actual		Actual		Actual*		Adopted		Change
<b>Human Resources</b>										
2203820	Health Insurance	2,340,377		2,619,951		2,313,873		3,479,161		50.36%
2203830	Health Insurance Fees	1,888,828		1,957,940		2,548,648		1,519,867		-40.37%
2203840	Income/Insurance Coverage	71,400		-		64,750		64,750		0.00%
<b>Total Human Resources</b>		\$ 4,300,605		\$ 4,577,891		\$ 4,927,271		\$ 5,063,778		2.77%
<b>Non-Departmental</b>										
5902000	Contingency	-		-		-		736,510		N/A
<b>Total Non-Departmental</b>		\$ -		\$ -		\$ -		\$ 736,510		N/A
<b>Grand Total</b>		\$ 4,300,605		\$ 4,577,891		\$ 4,927,271		\$ 5,800,288		17.72%

\* Unaudited



# Personnel

## INCLUDED IN THIS SECTION:

- Staffing
- Benefits
- Fiscal Year Changes

## **PERSONNEL**

A top priority of the Columbus Consolidated Government (CCG) is to provide the most efficient services while retaining quality employees who are committed to excellence and the community. The CCG employs over **3,000** full-time, part-time, and temporary employees, who provide a wide range of services to the community.

The CCG provides a total benefit package that includes the following:

- Major Medical Health Insurance
- Life Insurance
- Social Security
- Long Term Disability Insurance
- Retirement Plan
- Dental Insurance
- Sick and Vacation Pay
- Worker's Compensation
- Cafeteria Plan
- Deferred Compensation Plans

### **Major Medical Health Insurance**

The CCG provides health insurance to all full-time employees. Coverage begins on the first day, coincide with or immediately following completion of 30 days of active employment. The City's annual contribution is \$6,200 per employee.

During 2013, the City opened its own Health and Wellness Center on the campus of Columbus Regional Healthcare System. The Health and Wellness Center provides routine primary healthcare, urgent care, and specialist referrals for members of the H&W Center plan. In addition to having no copayments for office visits, referrals, or routine pharmaceuticals, employees covered by the Health and Wellness plan enjoy premiums that are the lowest available for any plan offered at CCG. By more closely managing the health and wellbeing of its employees, CCG anticipates significant wellness and productivity benefits from the Health and Wellness Center program for its employees and their dependents. In addition, the City expects to see reduced healthcare costs in the long term by improving the health status of the workforce and by better management of chronic conditions.

### **Life Insurance (Accidental Death & Dismemberment)**

The CCG provides life, accidental death, and dismemberment insurance to all full-time employees. Coverage is equal to one and one-half (1½) times an employee's annual salary, rounded to the next highest \$500. The benefit is calculated at \$0.50 per \$1,000 of their salary.

### **Long-Term Disability**

CCG provides long-term disability coverage to all full-time employees. The Social Security Administration Office must declare an employee disabled, after which the plan allows the

## PERSONNEL

disabled employee to collect 60% of their monthly salary (offset by Social Security, Worker's Compensation and certain other pensions and disability plans).

### **Social Security (FICA)**

CCG contributes the employer's share of FICA, 7.65% (6.20% Social Security and 1.45% Medicare) of earnings up to a maximum salary of \$147,000. Maximum is for Social Security only. The Federal Insurance Program has no cap on Medicare contribution earnings.

### **Retirement**

The CCG provides two retirement plans: one for general government employees and an enhanced plan for public safety employees. Both plans offer early and normal retirement options once time vests an employee. The City has historically contributed 100% of the costs for the program. However, in FY13 the City implemented an employee contribution rate of 4% for all eligible existing employees phased in at 2% over a 2-year period and a contribution rate of 8% for eligible new employees phased in at 6% the first year and 2% the second year. The general government employees' plan must generate a minimum of \$3 million based on employee salaries and \$9 million for public safety employees' salaries.

### **Vacation**

All city officials and permanent employees accrue and accumulate annual leave based on their years of service as displayed in the following table.

<b>Service</b>	<b>Earned</b>	<b>Accumulate</b>
0 - 10 years	10 days	20 days
10 - 15 years	15 days	20 days
15+ years	20 days	30 days

### **Sick Leave**

All city officials and permanent employees accrue 13 days of sick leave per year. An employee may accumulate the following maximums: 30 days in a base account and 60 days in a reserve account for a total of 90 days. By the last pay period in November, CCG pays one-fourth of accumulated sick leave beyond the 30 days allowed in an employees' base account as a bonus to employees. This bonus is based on the employee's salary/wage and is subject to City Council's approval. The remaining three-fourths above the 30 days are added to the employees' sick leave reserve account until a maximum of 60 days is accumulated.



## PERSONNEL

### **Catastrophic Sick Leave**

At the end of each leave year all accrued leave days above the maximum allowable reserve accumulations will be added to the catastrophic sick leave bank until a maximum of one hundred and twenty (120) days shall be attained. No charge shall be made against the catastrophic sick leave accumulation until the base and reserve accumulations for both vacation and sick leave have been exhausted, and until a valid medical certificate has been presented as to the nature of the employee's illness and inability to return to work.

### **Other Benefits**

The Columbus Consolidated Government (CCG) offers deferred compensation, cafeteria, vision, and dental plans for employees. Although the City does not contribute to the plans, we offer the plans as a convenience to the employee.

### **Holidays**

For several years, the CCG has observed ten (10) holidays and one (1) floating holiday. This year the CCG will observe the floating holiday on December 24, 2021. A schedule of holidays is listed below:

<b>HOLIDAY</b>	<b>DATE OBSERVED</b>	<b>DAY</b>
Independence Day	July 4, 2022	Monday
Labor Day	September 5, 2022	Monday
Columbus Day	October 10, 2022	Monday
Veteran's Day	November 11, 2022	Friday
Thanksgiving Day/Day After	November 24 & 25, 2022	Thursday and Friday
Floating Holiday	December 23, 2022	Friday
Christmas Holiday	December 26, 2022	Monday
New Year's Day	January 2, 2023	Monday
Martin Luther King, Jr. Birthday	January 16, 2023	Monday
Memorial Day	May 29, 2023	Monday
Juneteenth	June 19, 2023	Monday

# PERSONNEL

## Personnel Summary

The chart below details compensation and benefits discussed in earlier sections. Net personnel expenditures make up 54.6% of the total operating budget. Salaries, wages, and overtime are the largest elements of the compensation and benefits.

Compensation and Benefits		
Elements	Budget	% of Net
General Government Salaries, Wages & Overtime	\$57,515,553	33.0%
Public Safety Salaries, Wages, & Overtime	\$64,650,494	37.1%
FICA Contributions	\$9,179,978	5.3%
General Government Retirement	\$3,363,796	1.9%
Public Safety Retirement	\$9,228,153	5.3%
Group Health Care Contribution	\$16,094,740	9.2%
Group Life Insurance	\$551,706	0.3%
Other Benefits & Administrative Fees*	\$13,517,666	7.8%
<b>Total</b>	<b>\$174,102,086</b>	<b>100.0%</b>

*\*Includes: Unused Sick Leave, Unused Annual Leave, Major Disability Income, Death Benefit Escrow, Unemployment Compensation, certain Allowances, Relocation Expenses and Other Employee Benefits.*

*\$0 is included in Other Benefits to set aside funding for post-retirement healthcare and other post-employment benefits (OPEB) per GASB Statement No. 75, Accounting and Financial Reporting by Employers for Postemployment Benefits Other Than Pensions.*

## PERSONNEL

	FY21 Adopted			FY22 Adopted			FY23 Adopted		
	General Fund								
	Full-time	Part-time	Seasonal/Temporary	Full-time	Part-time	Seasonal/Temporary	Full-time	Part-time	Seasonal/Temporary
Council	10			10			10		
Clerk of Council	3	2		3	2		3	2	
Mayor	4			4			4		
Internal Auditor	2			3			3		
City Attorney	4			4			4		
<b>Total Executive/Legal</b>	<b>23</b>	<b>2</b>		<b>24</b>	<b>2</b>		<b>24</b>	<b>2</b>	
City Manager Administration	8			8			10		
Mail Room	1		1	1		1	1		1
Print Shop	4			4			4		
Public Information & Relations (CCG-TV)	2		1	2		1	2		1
Citizens Service Center	7			7			7		
<b>Total City Manager</b>	<b>22</b>		<b>2</b>	<b>22</b>		<b>2</b>	<b>24</b>		<b>2</b>
Finance Administration	2			2			2		
Accounting	8			9			9		
Revenue	11			11			11		
Financial Planning	4			4			4		
Purchasing	7			7			7		
Cash Management	2			3			3		
<b>Total Finance</b>	<b>35</b>			<b>36</b>			<b>36</b>		
Information Technology	25	1		25	1		25	1	
<b>Total Information Technology</b>	<b>25</b>	<b>1</b>		<b>25</b>	<b>1</b>		<b>25</b>	<b>1</b>	
<b>Human Resources</b>	<b>14</b>			<b>14</b>			<b>16</b>		
Inspections	23			23			23		
Special Enforcement	7			7			7		
<b>Total Codes and Inspections</b>	<b>30</b>			<b>30</b>			<b>30</b>		
<b>Planning</b>	<b>4</b>			<b>4</b>			<b>4</b>		
<b>Community Reinvestment</b>	<b>1</b>	<b>1</b>		<b>1</b>			<b>1</b>		
Traffic Engineering	19			19			19		
<b>Total Engineering</b>	<b>19</b>			<b>19</b>			<b>19</b>		
Public Works Administration	4			4			4		
Fleet Management	37		Varies	36		Varies	36		Varies
Animal Control	19			19			19		
Cemeteries	3			4			4		
Facilities Maintenance	30			30			38		
<b>Total Public Works</b>	<b>93</b>		<b>Varies</b>	<b>93</b>		<b>Varies</b>	<b>101</b>		<b>Varies</b>

## PERSONNEL

Parks & Recreation Admin	5	3		5	3		5	3	
Parks Services	66	5		66	5		70	5	
Recreation Administration	10	2	Varies	10	2	Varies	10	2	Varies
Athletic	2	2		2	2		2	2	
Community Schools Operations	3		Varies	3		Varies	3		Varies
Cooper Creek Tennis Center	4	7		4	7		4	7	
Lake Oliver Marina	1	3		1	3		1	3	
Aquatics	1		Varies	1		Varies	1		Varies
Columbus Aquatic Center	4	7	Varies	4	7	Varies	4	7	Varies
Therapeutics	2	3		2	3		2	3	
Cultural Arts Center	1	5		1	5		1	5	
Senior Citizen's Center	5	3		5	3		5	3	
<b>Total Parks &amp; Recreation</b>	<b>104</b>	<b>40</b>	<b>Varies</b>	<b>104</b>	<b>40</b>	<b>Varies</b>	<b>108</b>	<b>40</b>	<b>Varies</b>
Tax Assessor	26			26			27		
Elections & Registration	6	3	Varies	7	3	5/Varies	7	3	5/Varies
<b>Total Boards &amp; Elections</b>	<b>32</b>	<b>3</b>	<b>5/Varies</b>	<b>33</b>	<b>3</b>	<b>5/Varies</b>	<b>34</b>	<b>3</b>	<b>5/Varies</b>
Chief of Police	10			10			10		
Intelligence/Vice	25			25			25		
Support Services	42			42			44		
Field Operations	219			219			219		
Office of Professional Standards	8			8			8		
METRO Drug Task Force	3			3			3		
Administrative Services	16			16			16		
CPD Training	7			7			7		
Investigative Services	96			96			96		
<b>Total Police</b>	<b>426</b>			<b>426</b>			<b>428</b>		
Chief of Fire & EMS	5			5			6		
Operations	331			331			331		
Special Operations	10			10			10		
Administrative Services	12			12			12		
Emergency Management	2			2			0		
Logistics/Support	3			3			3		
<b>Total Fire &amp; EMS</b>	<b>363</b>			<b>363</b>			<b>362</b>		
Muscogee County Prison	112			112			112		
Homeland Security	0			0			2		
Superior Court Judges	17	4	2	17	4	2	17	4	2
District Attorney	34	2		34	2		35	2	
Juvenile Court & Circuit Wide Juvenile Court	14			14			14		
Jury Manager	2	1		2	1		2	1	
Victim Witness – DA	3			3			3		
Clerk of Superior Court	36	4	Varies	38	2	Varies	41	2	Varies
Board of Equalization	1			2			2		
State Court Judges	7			7			7		
State Court Solicitor	14			14			16		
Public Defender	9	1		9	1		9	1	

## PERSONNEL

Municipal Court Judge	6	1		6	1		6	1	
Clerk of Municipal Court	13			13			13		
Municipal Court Marshal	14		Varies	0		Varies	0		
Judge of Probate	7			7			7		
Sheriff	323	2	86	336	1	86	334	1	86
Tax Commissioner	28	2		28	2		28	2	
Coroner	5		1	5		1	5		1
Recorder's Court	17	6		17	6		17	6	
Parking Management	1	13		1	13		1	13	
<b>Total General Fund</b>	<b>1,853</b>	<b>83</b>	<b>Varies</b>	<b>1,859</b>	<b>79</b>	<b>Varies</b>	<b>1,883</b>	<b>82</b>	<b>Varies</b>
<b>OLOST Fund</b>									
Crime Prevention	1			1			1		
Police	110			110			110		
E911 Communications	9			9			9		
Fire & EMS	20			20			20		
Muscogee County Prison	5			5			5		
District Attorney	2			2			2		
Clerk of Superior Court	1			1			1		
State Solicitor	3			3			3		
Clerk of Municipal Court	2			2			2		
Marshal	5			0			0		
Probate Court	1			1			1		
Sheriff	26			31			31		
Recorder's Court	2			2			2		
Engineering – Infrastructure	0			0			0		
<b>Total LOST Fund <sup>1</sup></b>	<b>187</b>			<b>187</b>			<b>187</b>		

<sup>1</sup> Public Defender has 2 contractual Public Defenders paid out of OLOST Public Safety operating.

## PERSONNEL

	FY21 Adopted			FY22 Adopted			FY23 Adopted		
	Full-time	Part-time	Seasonal/Temporary	Full-time	Part-time	Seasonal/Temporary	Full-time	Part-time	Seasonal/Temporary
<b>Stormwater Fund</b>									
Drainage	5			5			5		
Stormwater	5			6			6		
Stormwater Maintenance	55			53			53		
<b>Total Stormwater Fund</b>	<b>65</b>			<b>64</b>			<b>64</b>		
<b>Paving Fund</b>									
Highway & Roads	15			17			17		
Street Repairs & Maintenance	70		15	70		15	70		15
Urban Forestry & Beautification	84		2	86		2	86		2
ROW Community Services	5	13		6	13		6	13	
<b>Total Paving Fund</b>	<b>174</b>	<b>13</b>	<b>17</b>	<b>179</b>	<b>13</b>	<b>17</b>	<b>179</b>	<b>13</b>	<b>17</b>
<b>Integrated Waste Fund</b>									
Solid Waste Collection	71			46			46		
Recycling	14			11			11		
Granite Bluff Inert Landfill	4			4			4		
Pine Grove Sanitary Landfill	12			13			13		
Recycling Center	11			12			11		
Yard Waste Collection	0			27			27		
Park Services Refuse Collection	1			1			1		
<b>Total Integrated Waste Fund</b>	<b>113</b>			<b>114</b>			<b>113</b>		
<b>Emergency Telephone Fund</b>									
E911 Communications	53	1		53	1		53	1	
<b>Total Emergency Telephone Fund</b>	<b>53</b>	<b>1</b>		<b>53</b>	<b>1</b>		<b>53</b>	<b>1</b>	
<b>CDBG Fund</b>									
Community Reinvestment	4	1		5			5		
<b>Total CDBG Fund</b>	<b>4</b>	<b>1</b>		<b>5</b>			<b>5</b>		
<b>HOME Program Fund</b>									
HOME-Community Reinvestment	1			1			1		
<b>Total HOME Program Fund</b>	<b>1</b>			<b>1</b>			<b>1</b>		
<b>Civic Center Fund</b>									
Civic Center Operations	19			19			19		
Ice Rink Operations	2			2			2		
Civic Center Concessions	1			1			1		
<b>Total Civic Center Fund</b>	<b>22</b>			<b>22</b>			<b>22</b>		
<b>Transportation Fund</b>									
Administration	1			1			1		
Operations	45			45			45		
Maintenance	13			13			13		
Dial-A-Ride	5			5			5		
FTA (Planning & Capital)	11			11			11		
TSPLOST Administration	2	2		2	2		2	2	
TSPLOST Operations	14			14			13		
TSPLOST Maintenance	2			2			2		
TSPLOST Dial-A-Ride	4			4			4		
<b>Total Transportation Fund</b>	<b>97</b>	<b>2</b>		<b>97</b>	<b>2</b>		<b>96</b>	<b>2</b>	

## PERSONNEL

	<b>JTPA/WIOA Fund</b>								
Job Training	13		Varies	13		Varies	13		Varies
<b>Total JTPA/WIOA Fund</b>	<b>13</b>		<b>Varies</b>	<b>13</b>		<b>Varies</b>	<b>13</b>		<b>Varies</b>
	<b>Columbus Ironworks &amp; Trade Center Fund</b>								
Trade Center Operations	25	9		24	8		26	8	
<b>Total Columbus Ironworks &amp; Trade Center Fund</b>	<b>25</b>	<b>9</b>		<b>24</b>	<b>8</b>		<b>26</b>	<b>8</b>	
	<b>Bull Creek Golf Course Fund</b>								
Bull Creek Golf Course	10		Varies	10		Varies	11		Varies
<b>Bull Creek Golf Course Fund</b>	<b>10</b>		<b>Varies</b>	<b>10</b>		<b>Varies</b>	<b>11</b>		<b>Varies</b>
	<b>Oxbow Creek Golf Course Fund</b>								
Oxbow Creek Golf Course	4		Varies	6		Varies	6		Varies
<b>Oxbow Creek Golf Course Fund</b>	<b>4</b>		<b>Varies</b>	<b>6</b>		<b>Varies</b>	<b>6</b>		<b>Varies</b>
	<b>Risk Management Fund</b>								
Risk Management & Workers Compensation	3	6		3	6		3	6	
<b>Risk Management Fund</b>	<b>3</b>	<b>6</b>		<b>3</b>	<b>6</b>		<b>3</b>	<b>6</b>	
	<b>Other Funds</b>								
<b>Total Other Funds <sup>2</sup></b>	<b>14</b>		<b>Varies</b>	<b>14</b>		<b>Varies</b>	<b>14</b>		<b>Varies</b>
<b>Total CCG Personnel</b>	<b>2,649</b>	<b>117</b>	<b>Varies</b>	<b>2,641</b>	<b>114</b>	<b>Varies</b>	<b>2,676</b>	<b>115</b>	<b>Varies</b>

<sup>2</sup> Only employees who are eligible for pension benefits under the City's pension plan are included in the full-time Other Funds total to include certain Naval Museum employees and certain grant funded employees.



## PERSONNEL

<u>Agency/Organization</u>	<u>Position</u>	<u>Effective Date</u>
<b><u>NEW POSITIONS</u></b>		
<b>General Fund 0101</b>		
City Manager's Office	(1) Family Connection Director (G20) (21% General Fund, 79% Grant Fund)	7/1/2022
City Manager's Office	(1) Director of Community Affairs (G23)	7/1/2022
Human Resources	(2) Human Resource Specialists (G16)	7/1/2022
Public Works	(1) Plumber I (G13)	1/1/2023
Public Works	(1) HVAC I Technician (G13)	1/1/2023
Public Works	(3) Facilities Maintenance Worker (G11)	1/1/2023
Public Works	(1) Electrician I (G13)	1/1/2023
Public Works	(1) Carpenter (G13)	1/1/2023
Public Works	(1) Custodial Supervisor (G16)	1/1/2023
Parks and Recreation	(1) PT Site Supervisor (G4)	7/1/2022
Parks and Recreation	(2) PT Activity Leaders (G2)	7/1/2022
Parks and Recreation	(1) Recreation Specialist III (G14)	7/1/2022
Parks and Recreation	(3) PT Recreation Center Leaders (G2)	7/1/2022
Parks and Recreation	(1) Supervisor (G4)	7/1/2022
Parks and Recreation	(2) Activity Leaders (G2)	7/1/2022
Tax Assessor	(1) Personal Property Auditor/Appraiser (G14)	7/1/2022
Police	(1) Criminal Records Technician (G10)	7/1/2022
Police	(1) Administrative Technician (G12)	7/1/2022
Fire/EMS	(1) Fire Lieutenant (PS18)	7/1/2022
District Attorney	(1) Assistant District Attorney (G23)	7/1/2022
Superior Ct Clerk	(1) Senior Deputy Clerk (G14)	7/1/2022
Superior Ct Clerk	(2) Deputy Clerk II (G12)	7/1/2022
State Court Solicitor	(2) Deputy Clerk II (G12)	7/1/2022
Sheriff	(2) Sheriff Cadets (G10)	7/1/2022
<b>Trade Center Fund 0753</b>		
Trade Center	(1) Conference Facilitator (G15)	7/1/2022
Trade Center	(1) Administrative Secretary (G10)	7/1/2022
<b><u>DELETIONS</u></b>		
<b>General Fund 0101</b>		
Sheriff	(2) Deputy Sheriff (G14)	7/1/2022
<b>Transportation Fund 0751</b>		
METRA-TSPLOST	(1) Transit Security Specialist (G10)	7/1/2022

## **PERSONNEL**

### **RECLASSIFICATION**

#### **General Fund 0101**

Information Technology	(1) GIS Coordinator (G21) to (1) GIS Division Manager (G23)	7/1/2022
Planning	(1) Planning Manager (G22) to (1) Assistant Planning Director (G24)	7/1/2022
Public Works	(1) Maintenance Worker I (G11) to (1) Carpenter I (G13)	7/1/2022
Parks & Recreation	(2) PT Administrative Clerks (G9) to (1) FT Administrative Assistant (G12)	7/1/2022
Police	(1) Chief of Staff/Public Officer (PS20) to (1) Director of Affairs (PS23)	7/1/2022
Sheriff	(1) Administrative Coordinator (G14) to (1) Administrative Operations Manager (G18)	7/1/2022
Sheriff	(1) Lieutenant (PS20) to (1) Captain (PS22)	7/1/2022
Sheriff	(1) Investigator (PS16) to (1) Sergeant (PS18)	7/1/2022
Sheriff	(12) Sheriff Correctional Officer (PS12) to (12) Deputy Clerk II (G12)	7/1/2022
Sheriff	(1) Sheriff Correctional Officer (PS12) to (1) Lieutenant (PS20)	7/1/2022
Sheriff	(1) Deputy Clerk II (G12) to (1) Senior Deputy Clerk (G14)	7/1/2022
Sheriff	(12) Deputy Sheriff (PS14) to (12) Correctional Officer (PS12)	7/1/2022
Sheriff	(15) Deputy Sheriff (PS14) to (15) Investigator (PS16)	7/1/2022

#### **OLOST Fund 0102**

Sheriff	(1) Sergeant (PS18) to (1) Lieutenant (PS20)	7/1/2022
---------	---	----------

## **PERSONNEL**

### **Community Development Block Grant Fund 0210**

Community Reinvestment	(1) Program Manager (G19) to (1) Assistant Community Reinvestment Director (G21)	7/1/2022
------------------------	---	----------

### **Transportation Fund 0751**

METRA FTA	(1) Principal Transit Planner (G20) to (1) Assistant Transportation Director (G24)	7/1/2022
-----------	---	----------

### **Trade Center Fund 0753**

Trade Center	(1) Conference Facilitator I (G15) to (1) Conference Facilitator II (G16)	7/1/2022
--------------	--	----------

### **Transfer - Additions**

#### **General Fund 0101**

City Manager's Office	(1) Keep Columbus Beautiful Executive Director (G21)	7/1/2022
-----------------------	---	----------

### **Transfer - Deletions**

#### **Integrated Waste Fund 0207**

Public Works	(1) Keep Columbus Beautiful Executive Director	7/1/2022
--------------	---	----------

# PERSONNEL

## ADDITIONAL COMPENSATION:

This Recommended Budget includes the following pay adjustments and incentives:

- ◆ Effective July 1, 2022, a 2.0% Cost of Living Adjustment (COLA) will be provided to all classified full-time and part-time employees, and a 1.0% Cost of Living Adjustment (COLA) will be provided to all retirees.
- ◆ Effective July 1, 2022, the annual base salary for the Muscogee County Coroner shall be increased from \$60,000 to \$82,500 in the FY23 Budget upon implementation of the new pay plan.
- ◆ Effective July 2022, the Outdoor Pools & Aquatic Center Staff hourly rate will be increased, adjusting the hourly pay rate as follows:

<b>Outdoor Pool Staff</b>	<b>Existing Starting Wage Per Hour</b>	<b>New Starting Wage Per Hour</b>
Outdoor Pool Concessionaires	\$8.00	\$9.50
Lifeguards	\$9.18	\$14.00
Head Lifeguards	\$10.00	\$16.00
Outdoor Asst. Manager	\$11.00	\$15.00
Outdoor Pool Manager	\$12.00	\$16.50

- ◆ Effective July 1, 2022, the hourly pay rate for Reserve Sheriff Deputies will increase from \$15.00 to \$25.00 per hour as part of the FY23 Budget. There is no change in the \$15.00 per hour per diem rate for bailiffs.
- ◆ Effective July 1, 2022, discretionary funds provided to the District Attorney for recruitment and retention of attorneys for the District Attorney's Office is hereby increased to \$100,000.
- ◆ Upon the Implementation Date of the new Classification and Compensation Plan the annual base salaries for the Juvenile Court Judges serving Muscogee County will be as part of the FY23 Budget as follows:
  - Judge Warner Kennon - \$136,760.06
  - Judge Andrew Dodgen - \$73,410.62
  - Judge Joey Loudermilk - \$67,948.52



# Operating Budgets

## INCLUDED IN THIS SECTION:

- Expenditures by Division
- Departmental Performance Measures



## GENERAL FUND

**The General Fund is the major operating fund of the government. It accounts for all financial resources and expenditures that are not accounted for in specific purpose funds. The expenditures incurred are for current day-to-day expenses, operating equipment and special appropriations.**

[Return to Table of Content](#)



## Legislative

### **DEPARTMENT MISSION STATEMENT**

The Council and Clerk of Council's Office are responsible for facilitating the activities of the Columbus Council by providing administrative and public policy assistance, managing official records and documents and assisting various boards, authorities, and commissions.

#### **Expenditures By Division**

	FY20 Actual	FY21 Actual	FY22 Actual*	FY23 Adopted
1001000 Council	\$312,602	\$327,721	\$333,215	\$364,439
1002000 Clerk of Council	\$240,085	\$248,131	\$268,218	\$269,472
<b>DEPARTMENT TOTAL</b>	<b>\$552,687</b>	<b>\$575,852</b>	<b>\$601,433</b>	<b>\$633,911</b>
<b>% CHANGE</b>		<b>4.19%</b>	<b>4.44%</b>	<b>5.40%</b>

*\*Unaudited*

#### **Expenditures By Category**

	FY20 Actual	FY21 Actual	FY22 Actual*	FY23 Adopted
Personal Services	\$476,585	\$480,175	\$503,449	\$497,161
Operations	\$76,102	\$95,677	\$97,984	\$136,750
<b>OPERATING BUDGET</b>	<b>\$552,687</b>	<b>\$575,852</b>	<b>\$601,433</b>	<b>\$633,911</b>
Capital Budget	-	-	-	-
<b>DEPARTMENT TOTAL</b>	<b>\$552,687</b>	<b>\$575,852</b>	<b>\$601,433</b>	<b>\$633,911</b>
<b>% CHANGE</b>		<b>4.19%</b>	<b>4.44%</b>	<b>5.40%</b>

*\*Unaudited*



**Positions by Division**

		<b>FY21</b>	<b>FY22</b>	<b>FY23</b>
		<b>Actual</b>	<b>Actual</b>	<b>Adopted</b>
<b>100-1000 Council*</b>	<b>FT/PT</b>	<b>10/0</b>	<b>10/0</b>	<b>10/0</b>
Mayor Pro Tem		1	1	1
Councilors		9	9	9
<b>100-2000 Clerk of Council</b>	<b>FT/PT</b>	<b>3/1</b>	<b>3/1</b>	<b>3/2</b>
Administrative Secretary*****		1	1	1
Administrative Secretary (PT)****		1	0	0
Clerk of Council		1	1	1
Deputy Clerk of Council**		1	1	1
Deputy Clerk Pro Tem (PT)		0	1	1
Support Clerk (PT)***		0	1	1
<b>Total Full Time/Part Time Positions</b>		<b>13/1</b>	<b>13/2</b>	<b>13/2</b>

\* All Councilor positions are shown as Full Time positions regardless of hours actually worked

\*\* One (1) Deputy Clerk of Council reclassified (G14) to (G16) in FY19

\*\*\* One (1) new Support Clerk PT (G7) in FY20

\*\*\*\* One (1) Administrative Secretary (PT) (G10A) reclassified to Deputy Clerk Pro Tem (PT) in FY20

\*\*\*\*\* One (1) Administrative Secretary (G10A) reclassified to Administrative Secretary (G10C) in FY20

**Council**



**Program Description:**


The City Council is the legislative body of the Columbus Consolidated Government. It consists of ten members, whom eight are elected from districts and two are elected citywide for four-staggered terms. The City Council appoints members to citizen boards and commissions and confirms the City Manager. The City Council also decides the type and level of service provided by the consolidated government, review and adopt resolutions, ordinances, the operating budget and approve purchases over \$10,000 or multi-year contracts of any dollar amount.

## Clerk of Council

### Program Description:

The Clerk of Council (COC) is the administrative arm of the City Council. The Clerk prepares and maintains the minutes of Columbus Council meetings. A comprehensive index file of ordinances and resolutions adopted by the City Council is processed and maintained by the Clerk. Additionally, the Clerk is responsible for maintaining and updating the official copy of the Columbus Code and is a supplemental service to departments and paid subscribers.

<b>Goal:</b>	 	<b>To provide the best and most-prompt service for our customers in the least amount of time, while providing accurate information in a timely manner. To assist the Mayor and Council with board appointment nominees.</b>		
<b>Objective:</b>	<b>To produce a thorough and accurate documentation from the proceedings of the Council Meeting, which will provide beneficial information to the citizens.</b>			
<b>Performance Indicators:</b>	<b>FY21 Actual</b>	<b>FY22 Actual</b>	<b>FY23 Projected</b>	
Percentage of requests responded to within one day or less.	96%	97%	100%	

<b>Goal:</b>		<b>Provide additional information on the City's webpage regarding City Boards, Authorities, and Commissions.</b>		
<b>Objective:</b>	<b>To enhance the level of participation from citizens to volunteer their time and knowledge to serve as volunteers on City Boards, Authorities, and Commissions while promoting community involvement for the betterment of the City.</b>			
<b>Performance Indicators:</b>	<b>FY21 Actual</b>	<b>FY22 Actual</b>	<b>FY23 Projected</b>	
Percentage of board, authority, or commission meeting attendance	94%	98%	100%	



## Executive

### DEPARTMENT MISSION STATEMENT

To provide quality services, and to serve the citizens of our community with respect for their needs. Demonstrate responsible citizenship by supporting the development of the communities we serve.

#### Expenditures By Division

	FY20 Actual	FY21 Actual	FY22 Actual*	FY23 Adopted
1101000 Mayor	\$311,161	\$302,796	\$273,436	\$310,044
1102600 Internal Auditor	\$197,979	\$247,801	\$212,193	\$310,801
<b>DEPARTMENT TOTAL</b>	<b>\$509,140</b>	<b>\$550,598</b>	<b>\$485,628</b>	<b>\$620,845</b>
<b>% CHANGE</b>		<b>8.14%</b>	<b>-11.80%</b>	<b>27.84%</b>

*\*Unaudited*

#### Expenditures By Category

	FY20 Actual	FY21 Actual	FY22 Actual*	FY23 Adopted
Personal Services	\$439,554	\$500,604	\$447,968	\$574,340
Operations	\$69,586	\$49,994	\$37,661	\$46,505
<b>OPERATING BUDGET</b>	<b>\$509,140</b>	<b>\$550,598</b>	<b>\$485,628</b>	<b>\$620,845</b>
Capital Budget	-	\$0	-	-
<b>DEPARTMENT TOTAL</b>	<b>\$509,140</b>	<b>\$550,598</b>	<b>\$485,628</b>	<b>\$620,845</b>
<b>% CHANGE</b>		<b>8.14%</b>	<b>-11.80%</b>	<b>27.84%</b>

*\*Unaudited*

**Positions by Division**

		<b>FY21</b>	<b>FY22</b>	<b>FY23</b>
		<b>Actual</b>	<b>Actual</b>	<b>Adopted</b>
<b>110-1000 Mayor</b>	<b>FT/PT</b>	<b>4/0</b>	<b>4/0</b>	<b>4/0</b>
Administrative Assistant****		0	0	1
Administrative Secretary****		0	0	0
Coordinator of Policy and Research**		1	1	0
Executive Assistant to the Mayor****		0	0	1
Executive Assistant**		1	1	0
Executive Assistant***		0	0	1
Mayor*		1	1	1
Public Information Officer/Calendar Coord.**		1	1	0
<b>110-2600 Internal Auditor</b>	<b>FT/PT</b>	<b>2/0</b>	<b>2/0</b>	<b>3/0</b>
Forensic Auditor		1	1	2
Internal Auditor/Compliance Officer		1	1	1
<b>Total Full Time/Part Time Positions</b>		<b>6/0</b>	<b>6/0</b>	<b>7/0</b>

\*Mayor salary reclassified in FY19, effective 1/7/19

\*\*One (1) Coordinator of Policy and Research (G16), one (1) Public Information Officer/Calendar Coordinator (G16), and one (1) Executive Assistant (G16) deleted in FY19, effective 1/7/19

\*\*\*One (1) Executive Assistant (G14), one (1) Executive Assistant to the Mayor (G00), and one (1) Administrative Secretary (G10) added in FY19, effective 1/7/19

\*\*\*\* One (1) Executive Assistant to the Mayor (X102) reclassified from \$60,000 to \$58,000, (salary only) and one (1) Administrative Secretary (G10) reclassified to Administrative Assistant (G12) in FY20

\*\*\*\*\*One (1) New Forensic Auditor (G21) added in FY22

# Mayor

**Program Description:**

The Mayor is the Chief Executive of the Consolidated Columbus, Georgia City Government. The Mayor directs the executive branch of government, which consists of the office of the mayor, the office of the city manager, the directors of departments, and departments, boards, commissions and authorities ordained by Council or established by law. The Mayor is the official spokesperson for the consolidated government, presides at all meetings of the City Council, and is the Director of Public Safety. The Mayor shall be aided by a city manager, who, in the performance of his or her duties, shall be responsible to the Mayor. The specific powers and duties of the office of Mayor are more specifically set forth in the Charter, including Sec. 4-201.

**Goals, Objectives and Performance Data**

<b>Goal:</b>	<b>To respond in a timely manner to citizen concerns that are brought to the attention of the Mayor’s Office.</b>		
<b>Objective:</b>	<b>To respond to citizen concerns within three to five business days.</b>		
<b>Performance Indicators:</b>	<b>FY21 Actual</b>	<b>FY22 Actual</b>	<b>FY23 Projected</b>
Percentage of concerns responded to within three business days.	<b>100%</b>	<b>100%</b>	<b>100%</b>

# Internal Auditor

## DEPARTMENT MISSION STATEMENT


To uphold the highest standards of accountability for the Mayor, the City of Columbus and it’s employees, through auditing and sound accounting procedures.



### **Program Description:**

Internal Audit provides independent and objective appraisals of departmental procedures and administrative and operational support via special projects for the Mayor, City Council, and departments as requested. Additionally, Internal Audit monitors the Whistleblower Hotline.

Internal Audit reports directly to the Mayor and City Council. Internal Audit provides unbiased reviews, using competency and integrity to certify findings and provide recommendations to identified deficiencies. If the recommendations are enacted, Internal Audit uses quality control measures to monitor the implementation of the new or revised procedures.

### **Goals, Objectives and Performance Data**

<b>Goal:</b>		<b>To maintain professional certification through the completion of required Continuing Professional Education, each calendar year.</b>		
<b>Objective:</b>		<b>Complete at least 40 hours of required and approved training each year.</b>		
		<b>FY21</b>	<b>FY22</b>	<b>FY23</b>
<b>Performance Indicators:</b>		<b>Actual</b>	<b>Actual</b>	<b>Projected</b>
Number of hours completed		<b>80.0</b>	<b>80.0</b>	<b>80.0</b>

<b>Goal:</b>	 	<b>To safeguard the City's assets by evaluating the internal control system and compliance thereof, audit departments and activities on a scheduled and unannounced basis; deter theft and malfeasance by providing an audit presence in City government.</b>		
<b>Objective:</b>		<b>Complete at least 6 departmental audits or special projects per year</b>		
		<b>FY21</b>	<b>FY22</b>	<b>FY23</b>
<b>Performance Indicators:</b>		<b>Actual</b>	<b>Actual</b>	<b>Projected</b>
Number of audits completed versus scheduled		<b>4</b>	<b>3</b>	<b>4</b>



## Legal

### DEPARTMENT MISSION STATEMENT

The City Attorney has the responsibility of responding to requests for advice and in answering lawsuits in such a manner, as to eliminate or minimize legal damages that flow from such difficulties, and to advise the government and its officers how to steer clear of legal problems before decisions are made which might create such problems.

### Expenditures By Division

	FY20 Actual	FY21 Actual	FY22 Actual*	FY23 Adopted
1201000 City Attorney	\$388,090	\$391,882	\$458,772	\$425,408
1202100 Litigation	\$1,922,478	\$1,701,247	\$1,913,766	\$1,331,100
<b>DEPARTMENT TOTAL</b>	<b>\$2,310,568</b>	<b>\$2,093,130</b>	<b>\$2,372,538</b>	<b>\$1,756,508</b>
<b>% CHANGE</b>		<b>-9.41%</b>	<b>13.35%</b>	<b>-25.97%</b>

\*Unaudited

### Expenditures By Category

	FY20 Actual	FY21 Actual	FY22 Actual*	FY23 Adopted
Personal Services	\$363,086	\$373,684	\$436,906	\$425,408
Operations	\$1,947,482	\$1,719,445	\$1,935,632	\$1,331,100
<b>OPERATING BUDGET</b>	<b>\$2,310,568</b>	<b>\$2,093,130</b>	<b>\$2,372,538</b>	<b>\$1,756,508</b>
Capital Budget	-	-	-	-
<b>DEPARTMENT TOTAL</b>	<b>\$2,310,568</b>	<b>\$2,093,130</b>	<b>\$2,372,538</b>	<b>\$1,756,508</b>
<b>% CHANGE</b>		<b>-9.41%</b>	<b>13.35%</b>	<b>-25.97%</b>

\*Unaudited

### Positions by Division

		FY21 Actual	FY22 Actual*	FY23 Adopted
<b>120-1000 City Attorney</b>	<b>FT/PT</b>	<b>4/0</b>	<b>4/0</b>	<b>4/0</b>
City Attorney		1	1	1
Assistant City Attorney		1	1	1
Legal Assistant*		1	1	1
Paralegal**		1	1	1
<b>Total Full Time/Part Time Positions</b>		<b>4/0</b>	<b>4/0</b>	<b>4/0</b>

\*One (1) Legal Administrative Assistant (G14B) reclassified to One (1) Legal Administrative Assistant (G14C) in FY22

\*\* One (1) Paralegal (G15B) reclassified to One (1) Paralegal (G15C) in FY22





## City Attorney

**Program Description:**

The City Attorney is responsible for preparing ordinances and resolutions for Council Action, legislative bills, reviewing contracts, advising and consulting on administrative matters. The department also participates in general legislative programs through activities of city and county organizations. Staff represents the Mayor and departments in local, state and federal courts.

**Goals, Objectives and Performance Data**

<b>Goal:</b>	 	<b>The goal of the City Attorney’s Office is to fulfill the functions of the office as established in the Columbus Charter in an efficient and effective manner.</b>	
<b>Objective:</b>		<b>To respond to and prepare all responses to legislative issues, litigation demands, opinion requests and administrative matters in a timely and efficient manner.</b>	
<b>Performance Indicators:</b>	<b>FY21 Actual</b>	<b>FY22 Actual</b>	<b>FY23 Projected</b>
Claims and lawsuits received	150	150	150
Ordinances & resolutions prepared	265	250	265
Alcohol license applications approved as to form	120	125	125
Contracts approved as to form	250	250	275
Opinion requests & referrals	350	325	350
Review or Responses to open records requests	300	300	350



## Chief Administrator

### DEPARTMENT MISSION STATEMENT

The City Manager’s office is responsible for carrying out the Mayor/Council’s policy decisions, for providing vision and leadership to the organization, and for overseeing the day-to-day operations of the Columbus Consolidated Government (CCG). Also, the City Manager’s office acts as the custodian to all real and personal property of the government.

### Expenditures By Division

		FY20 Actual	FY21 Actual	FY22 Actual*	FY23 Adopted
1301000	Administration	\$780,437	\$757,546	\$903,382	\$970,903
1302500	Mail Room	\$69,838	\$68,670	\$76,039	\$69,466
1302550	Print Shop	\$193,303	\$187,085	\$187,305	\$210,056
1302600	Public Information & Relations	\$119,014	\$149,212	\$161,734	\$143,261
1302850	Citizen's Service Center	\$340,987	\$349,092	\$327,183	\$331,513
1302900	Quality Control	-	24,423.82	31,767.55	98,658.00
1303710	State Family Connecti	-	-	-	23,801.00
<b>DEPARTMENT TOTAL</b>		<b>\$1,503,579</b>	<b>\$1,536,029</b>	<b>\$1,687,411</b>	<b>\$1,847,658</b>
<b>% CHANGE</b>			<b>2.16%</b>	<b>9.86%</b>	<b>9.50%</b>

*\*Unaudited*

### Expenditures By Category

		FY20 Actual	FY21 Actual	FY22 Actual*	FY23 Adopted
Personal Services		\$1,409,922	\$1,481,362	\$1,611,658	\$1,763,131.00
Operations		\$62,039	\$54,667	\$75,753	\$84,527.00
<b>OPERATING BUDGET</b>		<b>\$1,471,961</b>	<b>\$1,536,029</b>	<b>\$1,687,411</b>	<b>\$1,847,658</b>
Capital Budget		31,618	-	-	-
<b>DEPARTMENT TOTAL</b>		<b>\$1,503,579</b>	<b>\$1,536,029</b>	<b>\$1,687,411</b>	<b>\$1,847,658</b>
<b>% CHANGE</b>			<b>2.16%</b>	<b>9.86%</b>	<b>9.50%</b>

*\*Unaudited*

**Positions by Division**

		<b>FY21 Actual</b>	<b>FY22 Actual</b>	<b>FY23 Adopted</b>
<b>130-1000 Administration</b>	<b>FT/PT</b>	<b>8/0</b>	<b>8/0</b>	<b>9/0</b>
Administrative Assistant*		2	3	3
Administrative Secretary*		1	0	0
Assistant to the City Manager		1	1	1
City Manager		1	1	1
Deputy City Manager-Operations		1	1	1
Deputy City Manager-Planning		1	1	1
Chief of Staff****		1	1	1
Director of Community Affairs*****		0	0	1
<b>130-2500 Mail Room</b>	<b>FT/Temp</b>	<b>1/1</b>	<b>1/1</b>	<b>1/1</b>
Mailroom Intern (Temporary)		1	1	1
Mailroom Supervisor		1	1	1
<b>130-2550 Print Shop</b>	<b>FT/Temp</b>	<b>4/0</b>	<b>4/0</b>	<b>4/0</b>
Print Shop Supervisor		1	1	1
Print Shop Technician		1	1	1
Duplicating Service Technician		1	1	1
Graphics Designer		1	1	1
<b>130-2600 Public Info</b>	<b>FT/Temp</b>	<b>2/0</b>	<b>2/0</b>	<b>2/1</b>
Communications & Multimedia Specialist		1	1	1
TV Station Intern (Temporary)**		0	1	1
TV Station Manager***		1	1	1
<b>130-2850 City Services Ctr</b>	<b>FT/PT</b>	<b>7/0</b>	<b>7/0</b>	<b>7/0</b>
Citizen's Service Coordinator*		1	1	1
Citizen's Service Technician		5	5	5
Records Specialist		1	1	1
<b>130-2900 Quality Control Program</b>		<b>0</b>	<b>0</b>	<b>1/0</b>
Keep Columbus Beautiful Executive Director*****		0	0	1
<b>130-3710 State Family Connection</b>		<b>0</b>	<b>0</b>	<b>1/0</b>
Family Connection Director*****		0	0	1
<b>Total Full Time/Part Time/Temporary Positions</b>		<b>22/1</b>	<b>22/1</b>	<b>25/2</b>

\* One (1) Administrative Secretary (G10) reclassified to Administrative Assistant (G12) and one (1) Citizen Service Center Coordinator (G14) reclassified to Citizen Service Center Technician (G10), (grade only) in FY20

\*\*One (1) TV Station Intern Temporary position added in FY20

\*\*\* One (1)TV Station Manager (G19) reclassified to One (1) TV Station Manager (G23) in FY21

\*\*\*\* One (1) Executive Assistant (G14) reclassified to One (1) Chief of Staff (G20) in FY22

\*\*\*\*\* One (1) Director of Community Affairs (G23) added in FY23

\*\*\*\*\* One (1) Keep Columbus Beautiful Executive Director (G21) added in FY23


\*\*\*\*\* One (1) Family Connection Director (20) added in FY23


## City Manager Administration

### Program Description:

The City Manager is responsible for the direction, supervision, and review of departmental operations. Preparation of the annual operating and capital improvement budget, submission of reports to the Mayor and Council on finance and administrative activities of the Government, fall under the City Managers duties. The City Manager advises and makes recommendations to the Mayor and Council on the present and future financial status of the Government. The City Manager confers with, coordinates, and assists local, state, and federally elected and appointed officials, and acts a general liaison between the Mayor, Council and all other entities.

### Goals, Objectives and Performance Data

<b>Goal:</b>		<b>To clearly and completely articulate recommendations on policy and operations of the CCG to the Mayor and Council, and to effectively and economically implement CCG policy.</b>		
<b>Objective:</b>		Respond to a minimum of 90% of citizen concerns within 7 days		
<b>Objective:</b>		Ensure that 95% of Council Agenda reports are complete, accurate, and on time		
<b>Objective:</b>		Ensure a response to Council on referrals by next Council Meeting		
<b>Performance Indicators:</b>		<b>FY21 Actual</b>	<b>FY22 Actual</b>	<b>FY23 Projected</b>
Average number of days to respond to citizen's concerns		2 days	2 days	2 days
Percentage of Council agenda reports submitted accurate and on time		99%	99%	100%
Average number of days to respond to Council referrals and correspondence		3 days	3 days	2 days



<b>Goal:</b>		<b>To work closely with local &amp; state delegation, legislative liaisons, the private sector, and other Governmental agencies.</b>		
<b>Objective:</b>		Continue to have regular meetings with the School Board, Chamber of Commerce, and local delegation to work on legislative agenda issues.		
<b>Performance Indicators:</b>		<b>FY21 Actual</b>	<b>FY22 Actual</b>	<b>FY23 Projected</b>
Number of days turn-around time for House/Senate bills to legislative liaison for action		2 days	2 days	2 days

## Mail Room

**Program Description:**

The Mail Room is responsible for the processing and distribution of all incoming/outgoing mail and informational materials for the CCG.

**Goals, Objectives and Performance Data**


<b>Goal:</b>	 	<b>To ensure that departments within the City receive accurate and timely pickup and delivery of outgoing and incoming mail.</b>		
<b>Objective:</b>		<b>Implement needed procedures to make the delivery of mail more efficient and</b>		
<b>Objective:</b>		<b>Provide superior customer service to individuals utilizing the mail system.</b>		
<b>Performance Indicators:</b>		<b>FY21 Actual</b>	<b>FY22 Actual</b>	<b>FY23 Projected</b>
Percentage for each day the mail is placed in mail boxes by 11:00 am		<b>99%</b>	<b>99%</b>	<b>99%</b>
Completion of a customer service class for all mailroom personnel		<b>100%</b>	<b>100%</b>	<b>100%</b>

## Print Shop

**Program Description:**

Assist all City Departments with their printing needs, which includes designs, typesetting, color copies, color printing, folding, stapling, binding and the overall knowledge of any printing projects.

**Goals, Objectives and Performance Data**

<b>Goal:</b>		<b>Maintain the quality of equipment, services, supplies and overall production provided by the Printing Division.</b>		
<b>Objective:</b>		<b>Increase production efficiently and maintain quality printing services with minimal cost and delay to customers.</b>		
<b>Performance Indicators:</b>		<b>FY21 Actual</b>	<b>FY22 Actual</b>	<b>FY23 Projected</b>
Number of Graphics/Software trainings.		<b>1</b>	<b>1</b>	<b>1</b>
Number of Graphic Software upgrades.		<b>1</b>	<b>1</b>	<b>1</b>
PlateMaker/Film System		<b>1</b>	<b>1</b>	<b>1</b>
Percentage of Online Work orders.		<b>100%</b>	<b>100%</b>	<b>100%</b>
Number of Offset Printing Impressions.		<b>4,750,000</b>	<b>4,750,000</b>	<b>4,750,000</b>
Number of Quick Copies.		<b>800,000</b>	<b>800,000</b>	<b>800,000</b>
Percentage of Plate Filing System.		<b>100%</b>	<b>100%</b>	<b>100%</b>
Percentage of maintenance/repairs.		<b>100%</b>	<b>100%</b>	<b>100%</b>


## Public Information & Relations

### Program Description:

The Public Information and Relations Office (PIRO) is the designated distributor of information regarding the CCG. Organized as a division of the City Manager’s Office, the PIRO is in the position to directly service and correspond with departments, agencies, and authorities of the CCG. The office provides continuity in news releases, broadcast messages, brochures, newsletters, and other printed materials on behalf of the CCG. Conversely, the office responds to citizen inquiries, complaints, and comments by directing the citizen to the appropriate departments.

The Columbus Consolidated Government has joined other jurisdictions in airing public hearings, local legislative sessions, and other public programs on a government access channel (CCGTV).

### Goals, Objectives and Performance Data



<b>Goal:</b>		<b>To continue to improve our on air presence with short and long term goals, which ensure greater use of CCGTV and increase our viewers</b>		
<b>Objective:</b>		<b>Improve the efficiency of CCGTV</b>		
<b>Performance Indicators:</b>		<b>FY21 Actual</b>	<b>FY22 Actual</b>	<b>FY23 Projected</b>
Number of meetings broadcast live and replayed on the channel weekly.		275	275	275


## Citizen's Service Center

### Program Description:

The Citizens Service Center is responsible for receiving calls from citizens requesting assistance on all non-emergency services within the Columbus Consolidated Government. This division provide the residents of Columbus, Georgia with current and accurate information pertaining to the CCG and coordinate the resolution of these concerns or requests for services by generating service requests and distributing them to the appropriate departments.

### Goals, Objectives and Performance Data

<b>Goal:</b>	 	<b>To serve citizens in a friendly, professional, and helpful manner and offer complete and accurate information to internal and external customers by telephone, email or in person.</b>		
<b>Objective:</b>		<b>To reduce citizens’ complaints concerning non-responsiveness and excessive transfer of calls.</b>		
<b>Performance Indicators:</b>		<b>FY21 Actual</b>	<b>FY22 Actual</b>	<b>FY23 Projected</b>
Number of calls received		145,000	152,769	165,000
Number of service requests		50,000	47,234	50,000
Number of walk-ins		300,000	286,759	300,000
Number of notary requests		2,500	2,762	2,500
Number of reservations		1,200	1,169	1,200
Number of pool car requests		70	62	70
Number of on-line requests		2,200	2,487	2,500



## Finance

### DEPARTMENT MISSION STATEMENT

To maintain the CCG's overall financial stability through sound financial planning and management practices. We are committed to the highest standards of accountability, accuracy, timeliness, professionalism and innovation in providing financial services to our internal and external customers.

#### Expenditures By Division

	FY20 Actual	FY21 Actual	FY22 Actual*	FY23 Adopted
2001000 Finance Director	\$348,512	\$354,010	\$361,904	\$357,364
2002100 Accounting	\$464,152	\$506,412	\$567,722	\$592,742
2002200 Revenue	\$620,722	\$613,849	\$639,687	\$686,421
2002900 Financial Planning	\$222,841	\$222,142	\$257,171	\$312,760
2002950 Purchasing	\$380,844	\$387,358	\$413,673	\$405,156
2002980 Cash Management	\$130,853	\$137,285	\$173,947	\$258,891
<b>DEPARTMENT TOTAL</b>	<b>\$2,167,923</b>	<b>\$2,221,057</b>	<b>\$2,414,104</b>	<b>\$2,613,334</b>
<b>% CHANGE</b>		<b>2.45%</b>	<b>8.69%</b>	<b>8.25%</b>

*\*Unaudited*

#### Expenditures By Category

	FY20 Actual	FY21 Actual	FY22 Actual*	FY23 Adopted
Personal Services	\$1,848,513	\$1,910,291	\$2,127,321	\$2,235,790
Operations	\$319,410	\$310,766	\$283,983	\$377,544
<b>OPERATING BUDGET</b>	<b>\$2,167,923</b>	<b>\$2,221,057</b>	<b>\$2,411,304</b>	<b>\$2,613,334</b>
Capital Budget	-	-	2,799.88	-
<b>DEPARTMENT TOTAL</b>	<b>\$2,167,923</b>	<b>\$2,221,057</b>	<b>\$2,414,104</b>	<b>\$2,613,334</b>
<b>% CHANGE</b>		<b>2.45%</b>	<b>8.69%</b>	<b>8.25%</b>

*\*Unaudited*



**Positions by Division**

		<b>FY21</b>	<b>FY22</b>	<b>FY23</b>
		<b>Actual</b>	<b>Actual</b>	<b>Adopted</b>
<b>200-1000 Administration</b>	<b>FT/PT</b>	<b>2/0</b>	<b>2/0</b>	<b>2/0</b>
Administrative Assistant (PT)**		0	0	0
Administrative Coordinator**		1	1	1
Administrative Secretary***		0	0	0
Finance Director		1	1	1
<b>200-2100 Accounting</b>	<b>FT/PT</b>	<b>8/0</b>	<b>8/0</b>	<b>9/0</b>
Accounting Manager		1	1	1
Accounts Payable Technician		3	3	3
Grant Compliance Accountant		1	1	1
Payroll Coordinator****		1	1	2
Payroll Supervisor		1	1	1
Senior Accountant		1	1	1
<b>200-2200 Revenue</b>	<b>FT/PT</b>	<b>12/0</b>	<b>11/0</b>	<b>11/0</b>
Accounting Technician*****		1	0	0
Collections Supervisor		1	1	1
Collections Technician		3	3	3
Customer Service Representative (FT)*****		1	2	2
Customer Service Representative (PT)***		0	0	0
Financial Analyst*		1	0	0
Revenue Auditor		2	2	2
Revenue Manager		1	1	1
Senior Customer Service Representative*****		1	1	1
Tax Supervisor*****		1	1	1

<b>200-2900 Financial Plan</b>	<b>FT/PT</b>	<b>4/0</b>	<b>4/0</b>	<b>4/0</b>
Assistant Finance Director		1	1	1
Budget and Management Analyst		3	3	3
<b>200-2950 Purchasing</b>	<b>FT/PT</b>	<b>7/0</b>	<b>7/0</b>	<b>7/0</b>
Buyer		2	2	2
Buyer Specialist		2	2	2
Purchasing Manager		1	1	1
Purchasing Technician		2	2	2
<b>200-2980 Cash Mngmt</b>	<b>FT/PT</b>	<b>2/0</b>	<b>2/0</b>	<b>3/0</b>
Accounting Technician		1	1	1
Investment Officer		1	1	1
Financial Analyst*****		0	0	1
<b>Total Full Time/Part Time Positions</b>		<b>35/0</b>	<b>34/0</b>	<b>36/0</b>

*\*One (1) unfunded Financial Analyst position deleted in FY21.*

*\*\* One (1) Administrative Assistant PT position (G12) reclassified to Administrative Coordinator FT (G14), in FY19, effective 12/29/18.*

*\*\*\*One (1) Administrative Secretary (G10) and one (1) Customer Service Representative PT (G9) deleted in FY19*

*\*\*\*\*One (1) Payroll Coordinator (G14) reclassified to One (1) Payroll Specialist (G16) in FY21*

*\*\*\*\*One (1) Payroll Specialist position (G16) added in FY22*

*\*\*\*\*\*One (1) Accounting Technician (G12A) to One (1) Customer Service Representative (G9A) in FY21*

*\*\*\*\*\*One (1) Financial Analyst position (G19) restored in FY22*

*\*\*\*\*\*One (1) Tax Supervisor position (G18) reclassified to Licensing & Tax Supervisor (G19) in FY22*

*\*\*\*\*\*Two (2) Customer Service Representative positions (G9) reclassified to Two (2) Licensing & Tax Clerk (G12) in FY22*

*\*\*\*\*\*One (1) Senior Customer Service Representative positions (G10) reclassified to Senior Licensing & Tax Clerk (G13) in FY22*

## Finance Director

**Program Description:**



The Finance Director is responsible for supervising and coordinating the administration of major fiscal services, and providing accurate and current data concerning the expenditures of various operating programs and revenue collected by the CCG. The Finance Department includes the Accounting, Financial Planning, Purchasing, Revenue/Occupation Tax and Cash Management Divisions. The Cash Management Division was separated out from the Revenue Division in FY14.


### Accounting



**Program Description:**



Maintenance of the general ledger and all subsidiary ledgers; process and record all disbursements; verify and record all revenues; process and record capital assets and maintain capital assets inventory; process and record all payroll transactions to include remittance of all withholdings and preparation and disbursement of W2's and 1099R's; accounting for the City's various grants; preparation of basic financial statements and note disclosures, Management Discussion and Analysis and Statistical Section of the Comprehensive Annual Financial Report (CAFR) in compliance with standards established by the Governmental Accounting Standards Board (GASB), the Government Finance Officers Association (GFOA), and the legal requirements of the State of Georgia.



**Goals, Objectives and Performance Data**

<b>Goal:</b>	 	<b>To provide accounting oversight and guidance to departments to ensure that generally accepted accounting principles, legal requirements, policies and procedures are consistently applied to maintain the integrity of the financial records and to fully meet reporting requirements.</b>	
<b>Objective:</b>		<b>To prepare monthly financial reports for 100% of the City's 53 funds within 10 days after month end.</b>	
<b>Objective:</b>		<b>To receive an unmodified audit opinion.</b>	
<b>Objective:</b>		<b>To be awarded the GFOA Certificate of Achievement for Excellence in Financial Reporting for the City's CAFR.</b>	
<b>Performance Indicators:</b>	<b>FY21 Actual</b>	<b>FY22 Actual</b>	<b>FY23 Projected</b>
Number of monthly financial reports published for 53 funds	<b>13</b>	<b>13</b>	<b>13</b>
Percent of financial statements completed on time within 10 days	<b>98%</b>	<b>98%</b>	<b>98%</b>
Receive an unmodified audit opinion	<b>Yes</b>	<b>Yes</b>	<b>Yes</b>
Management letter issues to Mayor & Council	<b>3</b>	<b>3</b>	<b>3</b>
Receipt of the Certificate of Achievement	<b>Yes</b>	<b>Yes</b>	<b>Yes</b>

<b>Goal:</b>		<b>To prepare annual financial reports and schedules which include the Comprehensive Annual Financial Report (CAFR), the Report of Local Government Finances for the Georgia Department of Community Affairs, entity financial statements and statistical tables in order to fairly present the Consolidated Government's financial position and operating results in conformity with GAAP, GASB, GFOA, local, state and federal guidelines. To complete 100% of the above mentioned reports on time and in compliance with established guidelines.</b>		
<b>Objective:</b>		<b>To prepare and publish CAFR by December 31st</b>		
<b>Objective:</b>		<b>To complete Report of Local Government Finances by November 20th</b>		
<b>Performance Indicators:</b>		<b>FY21 Actual</b>	<b>FY22 Actual</b>	<b>FY23 Projected</b>
CAFR Prepared and published by December 31		100%	100%	100%
Report of Local Government Finances completed by November 20		100%	100%	100%

<b>Goal:</b>	 	<b>To provide guidance and oversight in accounts payable practices in order to maintain proper accountability, accurate financial reporting, and timely payment to our external customers (vendors).</b>		
<b>Objective:</b>		<b>To process vendor invoices and GAX documents received from departments within three (3) days of receipt in the Accounting Division to produce timely payments to vendors.</b>		
<b>Performance Indicators:</b>		<b>FY21 Actual</b>	<b>FY22 Actual</b>	<b>FY23 Projected</b>
Number of checks processed		14,175	14,317	14,317

<b>Goal:</b>	 	<b>To coordinate an accurate and timely payroll for the City's workforce and retirees, and remittance of all third party deductions and withholdings within stated guidelines and standards.</b>		
<b>Objective:</b>		<b>To process the City's various payrolls - biweekly and monthly, and payments to third parties for deductions and withholdings. The number of payrolls processed changed in FY18 with the implementation of a biweekly lag payroll for all employees.</b>		
<b>Performance Indicators:</b>		<b>FY21 Actual</b>	<b>FY22 Actual</b>	<b>FY23 Projected</b>
Number of payrolls processed		78	53	50
Number tax deposits processed		38	38	38
Percentage processed within guidelines		100%	100%	100%


<b>Goal:</b>	 	<b>To process W2 and 1099R forms for the City's workforce and retirees within established federal guidelines</b>		
<b>Objective:</b>		<b>To balance and reconcile W2 and 1099R forms within 2 weeks after the close of the calendar year but not later than January 31st.</b>		
<b>Performance Indicators:</b>		<b>FY21 Actual</b>	<b>FY22 Actual</b>	<b>FY23 Projected</b>
Number of W2 forms processed		3,776	3,738	3,800
Number of 1099R forms processed		1,936	2,190	2,200


## Occupation Tax/Collections

### Program Description:

The Revenue Division performs two primary functions: Occupational Tax and Collections. Occupational Tax is responsible for issuing licenses pertaining to business, alcoholic beverage, and insurance as well as collection, audits, and enforcement of ordinances relative to various taxes such as gross receipts, alcohol excise taxes, insurance premium and franchise taxes. The collections function pertains to the collection and deposit of all monies received by Columbus Consolidated Government and billing and collection of numerous government services. Treasury functions include the verification, coding, receipting, and daily depositing of all revenues for the various funds collected.

### Goals, Objectives and Performance Data

<b>Goal:</b>		<b>To improve the collections and cash flow through more effective processes and increase availability of tax information online to better meet the changing needs of taxpayers.</b>		
<b>Objective:</b>		<b>To expand technology to include the use of the internet web site for information, application, and payment processing. Technology enhancements would provide enhanced customer service and improve efficiencies in the Division.</b>		
<b>Performance Indicators:</b>		<b>FY21 Actual</b>	<b>FY22 Actual</b>	<b>FY23 Projected</b>
Number of forms available on the web site		24	25	25


<b>Goal:</b>		<b>To communicate effectively, externally and internally, to reduce misunderstandings, expedite processes, and reduce the margin of error.</b>		
<b>Objective:</b>		<b>To improve the quality of the licensing and tax billing functions and processes by increasing and prioritizing efforts to locate unlicensed businesses.</b>		
<b>Performance Indicators:</b>		<b>FY21 Actual</b>	<b>FY22 Actual</b>	<b>FY23 Projected</b>
Reduce the licensing delinquency report.		4%	11%	10%



## Financial Planning

### Program Description:

The primary function of this division is to coordinate the preparation of the Columbus Consolidated Government's annual operating and capital budgets. The budget season begins in January with preparation, distribution and instructions of the budgets forms and guidance from the City Manager. The staff assists with budget request reviews and final preparation of the recommended budget for submission to Council prior to May 1. During the Council review, the staff provides technical, analytical and research support. Following Council adoption by July 1, the staff integrates the Council adjustments and prepares the budget document for production and submission to Government Finance Officers Association (GFOA) for evaluation. In addition, throughout the year Financial Planning provides analysis, guidance, and support to all areas of CCG management to help departments remain within budget, improve fiscal efficiency, and manage expenditures relative to budget.

### Goals, Objectives and Performance Data

<b>Goal:</b>		<b>To obtain GFOA Distinguished Budget award with no areas cited for improvement.</b>		
<b>Objective:</b>		<b>A rating of proficient in policy, communications, operations and financial as cited by GFOA.</b>		
<b>Performance Indicators:</b>		<b>FY21 Actual</b>	<b>FY22 Actual</b>	<b>FY23 Projected</b>
Rating of 100% Proficiency		<b>100%</b>	<b>100%</b>	<b>100%</b>




<b>Goal:</b>		<b>To develop and improve the quality of financial reports available to management and staff, including Annual Budget Book, internal reports, and special projects as requested.</b>		
<b>Objective:</b>		<b>Development and analysis of financial reports.</b>		
<b>Performance Indicators:</b>		<b>FY21 Actual</b>	<b>FY22 Actual</b>	<b>FY23 Projected</b>
Development of Recommended Budget		<b>YES</b>	<b>YES</b>	<b>YES</b>
Quarterly reports within 15 days of end of the quarter		<b>100%</b>	<b>100%</b>	<b>100%</b>
<b>Goal:</b>		<b>To facilitate communications with departments to streamline the financial processes.</b>		
<b>Objective:</b>		<b>To improve communications and the delivery of services to the departments.</b>		
<b>Performance Indicators:</b>		<b>FY21 Actual</b>	<b>FY22 Actual</b>	<b>FY23 Projected</b>
Bi-annual Departmental visits (all Departments)		<b>80%</b>	<b>75%</b>	<b>90%</b>
Cross training analysts on major procedures and directives		<b>95%</b>	<b>90%</b>	<b>95%</b>
Percentage of inquiries responded to within 48 hours		<b>95%</b>	<b>95%</b>	<b>100%</b>

## Purchasing

### Program Description:

The Purchasing Division is responsible for securing all supplies, tools, equipment, and services for the Columbus Consolidated Government operations consistent with the procurement ordinance. In addition, the division is responsible for the protection, preservation, proper storage and disposal of surplus materials and equipment. The division acts as a liaison between the vendor and the City's various departments.

### Goals, Objectives and Performance Data

<b>Goal:</b>		<b>To enhance end-user efficiency when using the new release of the finance system.</b>		
<b>Objective:</b>		<b>To provide more Finance System (Procurement) training opportunities for end-users by having regularly scheduled classes on a quarterly basis.</b>		
<b>Performance Indicators:</b>		<b>FY21 Actual</b>	<b>FY22 Actual</b>	<b>FY23 Projected</b>
Number of Advantage training sessions		8	6	4
<b>Goal:</b>		<b>To encourage the use of annual contracts, wherever possible, to save departments' time and effort when purchasing regularly required goods and services.</b>		
<b>Objective:</b>		<b>Develop more annual contracts for regularly required goods and services with the assistance of the participating departments.</b>		
<b>Performance Indicators:</b>		<b>FY21 Actual</b>	<b>FY22 Actual</b>	<b>FY23 Projected</b>
Number of annual contracts completed/updated		40	40	40
<b>Goal:</b>		<b>To encourage use of the Purchasing Card in all departments in order to reduce time obtaining purchases under \$1,000.</b>		
<b>Objective:</b>		<b>Reduce the number of purchase orders and checks generated for small purchases and for travel purposes.</b>		
<b>Performance Indicators:</b>		<b>FY21 Actual</b>	<b>FY22 Actual</b>	<b>FY23 Projected</b>
Number of cardholders		343	330	350





## Cash Management


### Program Description:


The Cash Management Division is responsible for all operating and investment cash accounts owned by the city as well as certain cash receiving transactions.

### Goals, Objectives and Performance Data

<b>Goal:</b>		<b>To ensure there is sufficient cash to meet city needs on a daily basis.</b>		
<b>Objective:</b>		<b>Cash is sufficient to meet payroll and accounts payable needs.</b>		
<b>Performance Indicators:</b>		<b>FY21 Actual</b>	<b>FY22 Actual</b>	<b>FY23 Projected</b>
Percentage of cash sufficiency		100%	100%	100%

<b>Goal:</b>		<b>Optimize city investment earnings by appropriate management and investment of cash on hand and in operating, investment and pension fund accounts.</b>		
<b>Objective:</b>		<b>Yield on investments exceeds appropriate benchmarks.</b>		
<b>Performance Indicators:</b>		<b>FY21 Actual</b>	<b>FY22 Actual</b>	<b>FY23 Projected</b>
Yield exceeds benchmarks		Yes	Yes	Yes

<b>Goal:</b>		<b>Release ACH/wire transfer payments on a timely basis.</b>		
<b>Objective:</b>		<b>Ensure ACH/wire transfer payment processing is efficient.</b>		
<b>Performance Indicators:</b>		<b>FY21 Actual</b>	<b>FY22 Actual</b>	<b>FY23 Projected</b>
Percentage released on time		100%	100%	100%

<b>Goal:</b>		<b>To improve the rate of return on investments.</b>		
<b>Objective:</b>		<b>To continually evaluate money managers and investment third parties.</b>		
<b>Performance Indicators:</b>		<b>FY21 Actual</b>	<b>FY22 Actual</b>	<b>FY23 Projected</b>
Increased rates of return.		3%	2%	5%



## Information Technology

### DEPARTMENT MISSION STATEMENT

To provide efficient, innovative, and cost effective Information Technology Services necessary to support and enhance the daily business operations of the Consolidated government so as to better serve the citizens of Columbus, Georgia.

#### Expenditures By Division

		FY20 Actual	FY21 Actual	FY22 Actual*	FY23 Adopted
2101000	Administration	\$4,949,575	\$7,591,446	\$5,653,183	\$6,603,407
2102000	Geographic Information Systems	-	-	-	-
<b>DEPARTMENT TOTAL</b>		<b>\$4,949,575</b>	<b>\$7,591,446</b>	<b>\$5,653,183</b>	<b>\$6,603,407</b>
<b>% CHANGE</b>			<b>53.38%</b>	<b>-25.53%</b>	<b>16.81%</b>

*\*Unaudited*

#### Expenditures By Category

	FY20 Actual	FY21 Actual	FY22 Actual*	FY23 Adopted
Personal Services	\$1,652,140	\$1,759,173	\$1,848,699	\$1,881,326
Operations	\$3,266,024	\$3,597,969	\$3,632,923	\$4,722,081
<b>OPERATING BUDGET</b>	<b>\$4,918,164</b>	<b>\$5,357,142</b>	<b>\$5,481,621</b>	<b>\$6,603,407</b>
Capital Budget	\$31,411	2,234,303.77	171,561.41	-
<b>DEPARTMENT TOTAL</b>	<b>\$4,949,575</b>	<b>\$7,591,446</b>	<b>\$5,653,183</b>	<b>\$6,603,407</b>
<b>% CHANGE</b>		<b>53.38%</b>	<b>-25.53%</b>	<b>16.81%</b>

*\*Unaudited*

**Positions by Division**

		<b>FY21 Actual</b>	<b>FY22 Actual</b>	<b>FY23 Adopted</b>
<b>210-1000 Administration</b>	<b>FT/PT</b>	<b>28/0</b>	<b>26/1</b>	<b>25/1</b>
Application Developer*		3	2	2
Application Development & Support Manager		1	1	1
Application Support Analyst		3	3	3
Assistant Information Technology Director***		0	2	2
Data Control Technician (FT)***		2	0	0
Data Control Technician (PT)***		0	1	1
GIS Coordinator**		1	1	0
GIS Division Manager*****		0	0	1
GIS Technician***		2	0	0
GIS Analyst**		1	1	1
Host Computer Operator*****		2	1	1
IT Director		1	1	1
Lead Host Computer Operator****		1	0	0
Network Engineer		3	3	3
Network Operations Manager***		1	1	1
Office Manager***		0	1	1
PC Services Supervisor		1	1	1
Personal Computer Technician		2	2	2
Programming and Development Coordinator		1	2	2
Systems and Enterprise Applications Coord		1	1	1
Technical Operations Manager		1	1	1
Web Development Manager		1	1	1
<b>210-2000 Geo Info System (GIS)</b>	<b>FT/PT</b>	<b>0/0</b>	<b>0/0</b>	<b>0/0</b>
GIS Analyst**		0	0	0
GIS Coordinator**		0	0	0
GIS Technician**		0	0	0
<b>Total Full Time/Part Time Positions</b>		<b>28/0</b>	<b>25/1</b>	<b>25/1</b>

\*One (1) Application Developer deleted in FY20

\*\* Internal transfer to Administration unit

\*\*\* One (1) Data Control Technician (FT) (G12) reclassified to (PT), one (1) Network Operations Manager (G22E) reclassified to (G22F), one (1) GIS Technician (G14) reclassified to Program & Development Coordinator (G21), one (1) Data Control Technician (G12) reclassified to Office Manager (G14), one (1) GIS Technician (G14) reclassified to Assistant Information Technology Director (G25) in FY20

\*\*\*\*One (1) Lead Host Computer Operator (G13) G20228 to One (1) Assistant Director of Technology - Operations (G25) eff Jan 2021

\*\*\*\*\* One (1) Host Computer Operator deleted in FY21


\*\*\*\*\* One (1) GIS Coordinator (G21) reclassified to GIS Division Manager (G23) in FY23


## Administration



**Program Description:**


The Department of Information Technology provides a full range of management information and processing services for the Consolidated Government. This includes long range planning and implementations of new information systems that best meet the requirement of user departments. The Data Processing Division is organized in two sections: Systems/Programming and Operations. Systems/Programming provides system analysis, application programming, and operating system maintenance. Operations include: control services, personal computer support and maintenance of local area networks.

**Goals, Objectives and Performance Data**

<b>Goal:</b>		<b>To migrate all remote sites to city owned fiber or establish on network connectivity through third party vendors.</b>		
<b>Objective:</b>		<b>Provide cost effective, stable, robust, WAN connectivity between the DATA Center and other CCG departments and agencies throughout the city.</b>		
<b>Performance Indicators:</b>		<b>FY21</b>	<b>FY22</b>	<b>FY23</b>
		<b>Actual</b>	<b>Actual</b>	<b>Projected</b>
Percent of remote sites directly on network		99%	99%	100%

<b>Goal:</b>		<b>Migrate 1,100 users off of a virtual desktop environment.</b>		
<b>Objective:</b>		<b>To reduce the number of work orders and resolution time for problems, and increase user production.</b>		
<b>Performance Indicators:</b>		<b>FY21</b>	<b>FY22</b>	<b>FY23</b>
		<b>Actual</b>	<b>Actual</b>	<b>Projected</b>
Number of users with virtual desktops		230	95	250

<b>Goal:</b>	 	<b>Maintain or improve current level of service while implementing new Court/Public Safety system.</b>		
<b>Objective:</b>		<b>To have new Court/Public Safety system implemented within the project plan time period while continuing to support the existing obsolete systems.</b>		
<b>Performance Indicators:</b>		<b>FY21</b>	<b>FY22</b>	<b>FY23</b>
		<b>Actual</b>	<b>Actual</b>	<b>Projected</b>
Percent of completion		95%	95%	100%

<b>Goal:</b>		<b>Develop, Modify or Purchase new work order system.</b>		
<b>Objective:</b>		<b>To improve change management, project management, work order efficiency, and provide a system of record for official requests.</b>		
<b>Performance Indicators:</b>		<b>FY21</b>	<b>FY22</b>	<b>FY23</b>
		<b>Actual</b>	<b>Actual</b>	<b>Projected</b>
Percent of completion		50%	80%	100%



## Human Resources

### DEPARTMENT MISSION STATEMENT

Serving all citizens of our community in a legally, morally, and ethically appropriate manner. The Human Resources Department strives to improve employment opportunities, advancement opportunities, employee relations and employee performance through better communications, cultivation of a diverse workforce and through the development and implementation of proactive policies, procedures, programs and training.

#### Expenditures By Division

	FY20 Actual	FY21 Actual	FY22 Actual*	FY23 Adopted
2201000 Administration	\$853,203	\$917,438	\$1,064,768	\$1,080,075
2202100 Employee Benefits	\$1,084,031	\$1,173,073	\$1,150,040	\$1,097,642
<b>DEPARTMENT TOTAL</b>	<b>\$1,937,234</b>	<b>\$2,090,511</b>	<b>\$2,214,808</b>	<b>\$2,177,717</b>
<b>% CHANGE</b>		<b>7.91%</b>	<b>5.95%</b>	<b>-1.67%</b>

*\*Unaudited*

#### Expenditures By Category

	FY20 Actual	FY21 Actual	FY22 Actual*	FY23 Adopted
Personal Services	\$1,730,937	\$1,877,465	\$1,888,126	\$1,896,680
Operations	\$203,207	\$213,046	\$326,682	\$281,037
<b>OPERATING BUDGET</b>	<b>\$1,934,144</b>	<b>\$2,090,511</b>	<b>\$2,214,808</b>	<b>\$2,177,717</b>
Capital Budget	3,090.02	-	-	-
<b>DEPARTMENT TOTAL</b>	<b>\$1,937,234</b>	<b>\$2,090,511</b>	<b>\$2,214,808</b>	<b>\$2,177,717</b>
<b>% CHANGE</b>		<b>7.91%</b>	<b>5.95%</b>	<b>-1.67%</b>

*\*Unaudited*

**Positions by Division**

		<b>FY21 Actual</b>	<b>FY22 Actual</b>	<b>FY23 Adopted</b>
<b>220-1000 Human Resources</b>	<b>FT/PT</b>	<b>13/1</b>	<b>14/1</b>	<b>14/0</b>
Administrative Assistant**		0	1	1
Administrative Secretary (PT)*		1	1	0
Assistant Human Resources Director		1	1	1
Human Resources Analyst		2	2	2
Human Resources Director		1	1	1
Human Resources Specialist***		3	3	5
Human Resources Technician I		4	4	4
Human Resources Technician II		1	1	1
Technical Trainer/Developer		0	0	0
Training Coordinator		1	1	1
<b>Total Full Time/Part Time Positions</b>		<b>13/1</b>	<b>14/0</b>	<b>16/0</b>

\* *Administrative Secretary (PT) deleted in FY20*

\*\* *One (1) Administrative Assistant (G12) position added in FY19, effective 12/29/18.*



\*\**One (1) Human Resource Technician I (G12) reclassified to One (1) Human Resource Technician II (G14) in FY22*



\*\*\* *Two (2) Human Resource Specialist (G16) added in FY23*



## Administration

### Program Description:

The Administration Division within the Department of Human Resources provides services to recruit, develop, and retain highly professional employees and quality customer service to the citizens of Columbus.

<b>Goal:</b>	 	<b>To process personnel actions in a timely manner.</b>		
<b>Objective:</b>	<b>To maintain personnel action processing time in 3 days or less.</b>			
<b>Performance Indicators:</b>		<b>FY21 Actual</b>	<b>FY22 Actual</b>	<b>FY23 Projected</b>
Average days required to process personnel actions		2.50	3.00	2

<b>Goal:</b>	 	<b>To process and file personnel actions and documents accurately at a percentage of 2% or less.</b>		
<b>Objective:</b>	<b>To conduct statistically valid random sampling on a monthly basis, for data entry and filing accuracy, for performance measurements and improvements.</b>			
<b>Performance Indicators:</b>		<b>FY21 Actual</b>	<b>FY22 Actual</b>	<b>FY23 Projected</b>
Average monthly data entry error rate, expressed as a percentage of total personnel actions and documents entered.		1.5%	3.6%	1.5%

<b>Goal:</b>	 	<b>Online employee training to cultivate growth, promote excellence, and improve retention. Eliminate the administrative burden of managing multiple employee training programs by providing a centralized online platform</b>		
<b>Objective:</b>	<b>Complete implementation of the Learn Module. Roll it out to employees in the second quarter of 2022.</b>			
<b>Performance Indicators:</b>		<b>FY21 Actual</b>	<b>FY22 Actual</b>	<b>FY23 Projected</b>
Percentage of employees that will use Learn to complete and review training. Reducing face to face training.		0.0%	0.0%	95.0%



## **Employee Benefits**

### **Program Description:**

The Employee Benefits Division within the Department of Human Resources manages employee benefits. Some examples of employee Benefits: the COBRA & FLEX programs, deferred income, unemployment insurance, savings programs, thrift programs, employees' assistance and other programs.



Department of Inspections and Code

## Community Development

### DEPARTMENT MISSION STATEMENT

The mission of the Inspections and Codes Department is to ensure a safe and environmentally sound community to all of the residents and those who visit here by supporting all programs of the Columbus Consolidated Government that raise public awareness and to provide for the safety of life, health, and general welfare of the public through the enforcement of the International Building, Plumbing, Electrical, Gas, Mechanical, and Property Maintenance Codes, the Zoning Ordinance, the Flood Plain Ordinance, and the Georgia Safety Fire Regulations. All of these codes are nationally recognized construction codes.

#### Expenditures By Division

		FY20 Actual	FY21 Actual	FY22 Actual*	FY23 Adopted
2402200	Inspections & Codes	\$1,387,997	\$1,392,468	\$1,497,976	\$1,378,319
2402400	Special Enforcement	\$411,283	\$476,344	\$721,300	\$1,209,565
<b>DEPARTMENT TOTAL</b>		<b>\$1,799,280</b>	<b>\$1,868,812</b>	<b>\$2,219,276</b>	<b>\$2,587,884</b>
<b>% CHANGE</b>			<b>3.86%</b>	<b>18.75%</b>	<b>16.61%</b>

\*Unaudited

#### Expenditures By Category

	FY20 Actual	FY21 Actual	FY22 Actual*	FY23 Adopted
Personal Services	\$1,601,287	\$1,620,523	\$1,727,236	\$1,775,397
Operations	\$143,797	\$248,289	\$215,693	\$713,461
<b>OPERATING BUDGET</b>	<b>\$1,745,084</b>	<b>\$1,868,812</b>	<b>\$1,942,929</b>	<b>\$2,488,858</b>
Capital Budget	54,196	\$0	\$276,347	\$99,026
<b>DEPARTMENT TOTAL</b>	<b>\$1,799,280</b>	<b>\$1,868,812</b>	<b>\$2,219,276</b>	<b>\$2,587,884</b>
<b>% CHANGE</b>		<b>3.86%</b>	<b>18.75%</b>	<b>16.61%</b>

\*Unaudited

**Personnel Summary: Authorized Positions**

		<b>FY21 Actual</b>	<b>FY22 Actual</b>	<b>FY23 Adopted</b>
<b>240-2200 Inspection &amp; Codes</b>	<b>FT/PT</b>	<b>25/0</b>	<b>23/0</b>	<b>24/0</b>
Assistant Building Inspection & Codes Director		1	1	1
Building Inspection and Codes Director		1	1	1
Building Inspection Coordinator		2	2	2
Building Inspector***		2	2	2
Electrical Inspection Coordinator		1	1	1
Electrical Inspector*****		3	3	2
GIS Technician ****		1	1	0
Inspection Services Coordinator		1	1	1
Inspection Services Technician****		0	0	2
Mechanical Inspection Coordinator*****		2	2	1
Mechanical Inspector		2	2	2
Office Manager****		1	1	1
Permit Technician*****		2	2	1
Plans Examiner		2	2	2
Property Maintenance Coordinator		1	1	1
Property Maintenance Inspector		2	2	2
Sign and Codes Inspector		1	1	1
Chief Inspector*****		0	0	1
<b>240-2400 Special Enforcement</b>	<b>FT/PT</b>	<b>7/0</b>	<b>7/0</b>	<b>7/0</b>
Special Enforcement Coordinator*		1	1	1
Special Enforcement Officer**		6	6	6
<b>Total Full Time/Part Time Positions</b>		<b>32/0</b>	<b>30/0</b>	<b>31/0</b>

\* One (1) Special Enforcement Supervisor (G16) moved from Public Works, 260-2400 and reclassified to one (1) Special Enforcement Coordinator (G17) in FY19.

\*\* Six (6) Special Enforcement Officers (G13) moved from Public Works, 260-2400 in FY19.

\*\*\* One (1) Building Inspector (G16) position deleted in FY19.

\*\*\*\* One (1) GIS Technician (G14) reclassified to Inspection Services Technician (G12) and one (1) Office Manager (G14C) reclassified to (G14E) in FY20.

\*\*\*\*\* Two (2) Permit Technicians (G10) G14413 reclassified to Two (2) Permit Technicians (G12) G14413 in FY21


\*\*\*\*\* One (1) unfunded Electrical Inspector (G16) and one (1) unfunded Mechanical Insp Coordinator (G18) position deleted in FY21.

\*\*\*\*\* One (1) New Chief Inspector (G22) position added in FY22

## Inspections & Codes

### Program Description:

The Department is responsible for the enforcement of the latest editions of the Georgia State International Codes Building, Plumbing, Electrical, Gas, Mechanical, and Property Maintenance Codes, adopted by the State of Georgia as the State Construction Codes. Furthermore, the Department enforces the Local Zoning Ordinance, the Flood Plan Ordinance, Soil Erosion and Sedimentation Control and the Georgia Safety Fire Regulations.

<b>Goal:</b>		<b>To provide an effective inspection service to ensure the safety of life, health, and general welfare of the public through Code Enforcement.</b>		
<b>Objective:</b>		<b>Continue the systematic program to remove all derelict structures and to rehabilitate substandard housing.</b>		
<b>Performance Indicators:</b>		<b>FY21 Actual</b>	<b>FY22 Actual</b>	<b>FY23 Projected</b>
<b>Property Maintenance-Community Development</b>				
Property Maintenance Inspections		4,117	3,435	3,500
Demolition Notices		51	25	45
City Authorized Demolitions		12	28	30
<b>Objective:</b>		<b>Assist the Board of Zoning Appeals technically and process appeals under the Zoning Ordinance to BZA.</b>		
<b>Performance Indicators:</b>		<b>FY21 Actual</b>	<b>FY22 Actual</b>	<b>FY23 Projected</b>
Board of Zoning Appeal Cases		42	54	55
<b>Objective:</b>		<b>Continue the systematic program making inspections to enforce all construction codes, zoning regulations, and related conditions.</b>		
<b>Performance Indicators:</b>		<b>FY21 Actual</b>	<b>FY22 Actual</b>	<b>FY23 Projected</b>
Inspections		10,967	12,910	13,000
Permits issued		7,217	7,196	7,300
Plans checked		339	348	400
Revenue collections		\$1,278,942	\$1,643,089	\$1,800,000
Construction valuations		\$195,279,464	\$318,253,266	\$350,000,000

## Special Enforcement

### Program Description:

The Special Enforcement division is responsible for all environmental law enforcement such as, but is not limited to the enforcement of the solid waste ordinance, business licenses, alcohol licensing, gross receipt taxes, mobile home taxes, scrap tire management, illegal dumping, weed violations, junk vehicles, fencing violations and other environmental violations.

### Capital Outlay: \$99,026

#### 240-2200 Inspections & Codes

- Two (2) Mid-Size SUV 4WD (Escape) (Replacement) - \$52,500

#### 240-2400 Inspections & Codes

- Two (2) Ford F-150 (replacement) - \$46,526



Planning Department

## Planning

### DEPARTMENT MISSION STATEMENT

The mission of the Planning Department is to provide continuous, comprehensive, and coordinated planning efforts, through a proactive public participation process. This will provide for local and regional growth, while fostering sustainable development sensitive to community and natural resources.

#### Expenditures By Division

	FY20 Actual	FY21 Actual	FY22 Actual*	FY23 Adopted
2421000 Planning	\$281,847	\$296,928	\$282,323	\$321,454
<b>DEPARTMENT TOTAL</b>	<b>\$281,847</b>	<b>\$296,928</b>	<b>\$282,323</b>	<b>\$321,454</b>
<b>% CHANGE</b>		<b>5.35%</b>	<b>-4.92%</b>	<b>13.86%</b>

\*Unaudited

#### Expenditures By Category

	FY20 Actual	FY21 Actual	FY22 Actual*	FY23 Adopted
Personal Services	\$252,479	\$261,287	\$262,316	\$284,189
Operations	\$29,368	\$35,641	\$20,007	\$37,265
<b>OPERATING BUDGET</b>	<b>\$281,847</b>	<b>\$296,928</b>	<b>\$282,323</b>	<b>\$321,454</b>
Capital Budget	-	-	-	-
<b>DEPARTMENT TOTAL</b>	<b>\$281,847</b>	<b>\$296,928</b>	<b>\$282,323</b>	<b>\$321,454</b>
<b>% CHANGE</b>		<b>5.35%</b>	<b>-4.92%</b>	<b>13.86%</b>

\*Unaudited

#### Positions by Division

		FY21 Actual	FY22 Actual	FY23 Adopted
<b>242-1000 Planning</b>	<b>FT/PT</b>	<b>6/0</b>	<b>4/0</b>	<b>4/0</b>
Assistant Planning Director***		0	0	1
Planner*		3	2	2
Planning Manager**		1	1	0
Planning Technician*		1	0	0
Principal Planner		1	1	1
<b>Total Full Time/Part Time Positions</b>		<b>6/0</b>	<b>4/0</b>	<b>4/0</b>

\* One (1) Planner and one (1) Planning Technician deleted in FY20.


\*\* One (1) Planning Manager (G22C) reclassified to One (1) Planning Manager (G22F) in FY22


\*\*\* One (1) Planning Manager (G22) reclassified to One (1) Assistant Planning Director (G234) in FY23


## Planning

### Program Description:

To lead in creative and sustainable solutions for land use development through comprehensive surveys and studies of existing and future conditions, and through the preparation of plans for the sound management of physical, social and economic growth in the community.

<b>Goal:</b>		<b>Implement and manage a long range planning process through comprehensive and special area plans to build a sound strategic framework for Columbus' growth and stability.</b>		
<b>Objective:</b>	<b>To execute and sustain the city's comprehensive plan for development in the community.</b>			
		<b>FY21</b>	<b>FY22</b>	<b>FY23</b>
<b>Performance Indicators:</b>		<b>Actual</b>	<b>Actual</b>	<b>Projected</b>
Unified Development Ordinance		1	1	1
Comprehensive Plan		1	1	1
Neighborhood Revitalization Plans		2	3	3
BRAC/Sequestration		1	1	1
Overlay Districts		1	1	1
Design Guidelines		1	1	1
Special Studies		11	11	11

<b>Goal:</b>		<b>Ensure an accessible development review process that is fair, efficient, timely and supportive of adopted city goals.</b>		
<b>Objective:</b>	<b>To develop and maintain a master plan for development in the community.</b>			
		<b>FY21</b>	<b>FY22</b>	<b>FY23</b>
<b>Performance Indicators:</b>		<b>Actual</b>	<b>Actual</b>	<b>Projected</b>
Review Zoning Cases		27	29	35
Review Subdivision Plats		85	83	100
Review Special Exception Use Cases		5	4	5

<b>Goal:</b>		<b>To promote and enhance historical properties and sites throughout the community.</b>		
<b>Objective:</b>	<b>To provide technical support and guidance on historic related matters.</b>			
		<b>FY21</b>	<b>FY22</b>	<b>FY23</b>
<b>Performance Indicators:</b>		<b>Actual</b>	<b>Actual</b>	<b>Projected</b>
Review Board Historic & Architectural Cases		49	31	55
Review Uptown Façade Board Cases		40	24	44





## Community Reinvestment

### DEPARTMENT MISSION STATEMENT

The mission of the Real Estate Division is to provide a comprehensive real estate management and services in a professional and cost effective manner for the benefit of the citizens of the City of Columbus. The Real Estate Division oversees the acquisition, disposition and management of the land holdings of the Columbus Consolidated Government.

#### Expenditures By Division

	FY20 Actual	FY21 Actual	FY22 Actual*	FY23 Adopted
2452400 Real Estate	\$381,385	\$163,684	\$170,653	\$145,682
<b>DEPARTMENT TOTAL</b>	<b>\$381,385</b>	<b>\$163,684</b>	<b>\$170,653</b>	<b>\$145,682</b>
<b>% CHANGE</b>		<b>-57.08%</b>	<b>4.26%</b>	<b>-14.63%</b>

*\*Unaudited*

#### Expenditures By Category

	FY20 Actual	FY21 Actual	FY22 Actual*	FY23 Adopted
Personal Services	\$45,480	\$44,358	\$57,789	\$50,532
Operations	\$335,905	\$119,326	\$112,864	\$95,150
<b>OPERATING BUDGET</b>	<b>\$381,385</b>	<b>\$163,684</b>	<b>\$170,653</b>	<b>\$145,682</b>
Capital Budget	-	-	-	-
<b>DEPARTMENT TOTAL</b>	<b>\$381,385</b>	<b>\$163,684</b>	<b>\$170,653</b>	<b>\$145,682</b>
<b>% CHANGE</b>		<b>-57.08%</b>	<b>4.26%</b>	<b>-14.63%</b>

*\*Unaudited*

### Positions by Division

		FY21	FY22	FY23
		Actual	Actual	Adopted
<b>242-2400 Real Estate</b>	<b>FT/PT</b>	<b>1/0</b>	<b>1/1</b>	<b>1/0</b>
Program Manager*		1	1	1
Real Estate Specialist - PT**		0	1	0
<b>TOTAL</b>		<b>1/0</b>	<b>1/1</b>	<b>1/0</b>

*\*75% funded in CDBG Fund 0210 and 25% funded in HOME Fund 0213*

*\*\*Moved from CDBG Fund 0210 in FY21*

## Real Estate

### Program Description:

Manage, market and dispose of property. Assist other government and non-governmental entities and citizens with real estate activities.

<b>Goal:</b>		<b>To provide quality, professional real estate services pertaining to City and CDBG owned property and on property of potential interest to the City.</b>	
<b>Objective:</b>	<b>To manage, market, acquire and dispose of property for the City.</b>		
<b>Performance Indicators:</b>	<b>FY21</b>	<b>FY22</b>	<b>FY23</b>
	<b>Actual</b>	<b>Actual</b>	<b>Projected</b>
Acquisitions or dispositions for CDBG	8	6	8
Acquisitions or dispositions for the City	5	3	5

<b>Goal:</b>		<b>To manage, market, acquire, dispose and lease properties, and to assist other government and non-government entities and citizens with real estate activities.</b>	
<b>Objective:</b>	<b>To provide real estate management and land banking services.</b>		
<b>Performance Indicators:</b>	<b>FY21</b>	<b>FY22</b>	<b>FY23</b>
	<b>Actual</b>	<b>Actual</b>	<b>Projected</b>
Number of properties disposed, acquired and leased	15	10	15



Department of Engineering

**Engineering**

**DEPARTMENT MISSION STATEMENT**

To provide an enhanced quality of life for all citizens who live and work in the region by: the delivery of an effective/safe transportation system to move people and goods throughout the community; provide management that is environmentally sensitive to our Natural Resources through the oversight of Storm Water and drainage structure, and to provide data, construction, and communication support to other City Departments by the effective and efficient delivery of Construction Management and Radio Communications.

**Expenditures By Division**

	<b>FY20 Actual</b>	<b>FY21 Actual</b>	<b>FY22 Actual*</b>	<b>FY23 Adopted</b>
2502100 Traffic Engineering	\$1,164,011	\$1,251,548	\$1,302,673	\$1,394,195
2503110 Radio Communications	\$361,207	\$347,261	\$685,115	\$671,304
<b>DEPARTMENT TOTAL</b>	<b>\$1,525,218</b>	<b>\$1,598,809</b>	<b>\$1,987,787</b>	<b>\$2,065,499</b>
<b>% CHANGE</b>		<b>4.82%</b>	<b>24.33%</b>	<b>3.91%</b>

*\*Unaudited*

**Expenditures By Category**

	<b>FY20 Actual</b>	<b>FY21 Actual</b>	<b>FY22 Actual*</b>	<b>FY23 Adopted</b>
Personal Services	\$862,275	\$869,835	\$872,835	\$968,193
Operations	\$638,311	\$639,135	\$1,091,497	\$1,039,697
<b>OPERATING BUDGET</b>	<b>\$1,500,586</b>	<b>\$1,508,969</b>	<b>\$1,964,332</b>	<b>\$2,007,890</b>
Capital Budget	24,632	\$89,840	\$23,455	\$57,609
<b>DEPARTMENT TOTAL</b>	<b>\$1,525,218</b>	<b>\$1,598,809</b>	<b>\$1,987,787</b>	<b>\$2,065,499</b>
<b>% CHANGE</b>		<b>4.82%</b>	<b>24.33%</b>	<b>3.91%</b>

*\*Unaudited*

**Positions by Division**


		<b>FY21</b>	<b>FY22</b>	<b>FY23</b>
		<b>Actual</b>	<b>Actual</b>	<b>Adopted</b>
<b>250-2100 Traffic Engineering</b>	<b>FT/PT</b>	<b>22/0</b>	<b>19/0</b>	<b>19/0</b>
Administrative Secretary		1	1	1
Assistant Engineering Director		1	1	1
Senior Traffic Engineer Technician		1	1	1
Senior Traffic Signal Technician**		1	0	0
Traffic Analyst		1	1	1
Traffic Control Technician**		5	4	4
Traffic Engineer		1	1	1
Traffic Engineer Technician		1	1	1
Traffic Operations Supervisor		1	1	1
Traffic Sign/Marking Supervisor**		1	0	0
Traffic Signal Construction Specialist*		3	3	3
Traffic Signal Supervisor		1	1	1
Traffic Signal Technician I		1	1	1
Traffic Signal Technician II		3	3	3
<b>Total Full Time/Part Time Positions</b>		<b>22/0</b>	<b>19/0</b>	<b>19/0</b>


*\*\* One (1) Traffic Control Technician (G10), one (1) Sr Traffic Signal Technician (G14), and one (1) Traffic Sign/Marking Supervisor (G16) deleted in FY20.*


# Traffic Engineering


**Program Description:**

Install, operate and maintain (1) traffic signals, (2) traffic control signs, (3) pavement markings, (4) radio communication and (5) administer street lighting along public roadways.

<b>Goal:</b>		<b>Install, operate and maintain traffic signals to safely and efficiently move people and goods through street intersections.</b>												
<b>Objective:</b>		<b>Establish preventative maintenance schedule for each of the 273 traffic signals in order to reduce services calls during normal working hours and after hour emergencies.</b>												
<b>Performance Indicators:</b>		<table style="width: 100%; border-collapse: collapse;"> <thead> <tr> <th style="width: 50%;"></th> <th style="width: 16.6%;">FY21</th> <th style="width: 16.6%;">FY22</th> <th style="width: 16.6%;">FY23</th> </tr> <tr> <th></th> <th style="text-align: center;">Actual</th> <th style="text-align: center;">Actual</th> <th style="text-align: center;">Projected</th> </tr> </thead> <tbody> <tr> <td>Preventative maintenance of signalized</td> <td style="text-align: center;">275</td> <td style="text-align: center;">270</td> <td style="text-align: center;">275</td> </tr> </tbody> </table>		FY21	FY22	FY23		Actual	Actual	Projected	Preventative maintenance of signalized	275	270	275
	FY21	FY22	FY23											
	Actual	Actual	Projected											
Preventative maintenance of signalized	275	270	275											

<b>Goal:</b>		<b>Install, replace, repair and relocate traffic signs as necessary to provide proper traffic and speed control on all streets and intersections, alert drivers of potential hazards, provide directional and street identification information to drivers, cyclists and pedestrians.</b>												
<b>Objective:</b>		<b>Inspect and replace damaged and deteriorated signs.</b>												
<b>Performance Indicators:</b>		<table style="width: 100%; border-collapse: collapse;"> <thead> <tr> <th style="width: 50%;"></th> <th style="width: 16.6%;">FY21</th> <th style="width: 16.6%;">FY22</th> <th style="width: 16.6%;">FY23</th> </tr> <tr> <th></th> <th style="text-align: center;">Actual</th> <th style="text-align: center;">Actual</th> <th style="text-align: center;">Projected</th> </tr> </thead> <tbody> <tr> <td>Upgrade traffic signs to meet new retro-reflective</td> <td style="text-align: center;">9,384</td> <td style="text-align: center;">11,400</td> <td style="text-align: center;">13,000</td> </tr> </tbody> </table>		FY21	FY22	FY23		Actual	Actual	Projected	Upgrade traffic signs to meet new retro-reflective	9,384	11,400	13,000
	FY21	FY22	FY23											
	Actual	Actual	Projected											
Upgrade traffic signs to meet new retro-reflective	9,384	11,400	13,000											

<b>Goal:</b>		<b>Maintain pavement markings (centerline, lane lines, and edge lines) and legends on all local streets to provide adequate daytime and nighttime visibility for motorists, cyclists, and pedestrians.</b>												
<b>Objective:</b>		<b>Re-stripe and re-mark all in-place striping and marking that has faded or been disturbed. Re-stripe and re-mark all streets that have been resurfaced. Add pavement striping and marking on streets and at intersections as necessary to improve safety. Add bicycle lanes/markings as necessary to comply with the City's Complete Streets objectives.</b>												
<b>Performance Indicators:</b>		<table style="width: 100%; border-collapse: collapse;"> <thead> <tr> <th style="width: 50%;"></th> <th style="width: 16.6%;">FY21</th> <th style="width: 16.6%;">FY22</th> <th style="width: 16.6%;">FY23</th> </tr> <tr> <th></th> <th style="text-align: center;">Actual</th> <th style="text-align: center;">Actual</th> <th style="text-align: center;">Projected</th> </tr> </thead> <tbody> <tr> <td>Inventory miles of striping.</td> <td style="text-align: center;">65</td> <td style="text-align: center;">62</td> <td style="text-align: center;">70</td> </tr> </tbody> </table>		FY21	FY22	FY23		Actual	Actual	Projected	Inventory miles of striping.	65	62	70
	FY21	FY22	FY23											
	Actual	Actual	Projected											
Inventory miles of striping.	65	62	70											

<b>Goal:</b>		<b>Ensure all street lighting is maintained by local utility companies with limited malfunctions. Add new lighting to existing streets/intersections to reduce dark areas. Approve/inspect lighting designs for all new streets.</b>												
<b>Objective:</b>		<b>Monitor street light repairs to keep the annual malfunction rate at 3.0% or less.</b>												
<b>Performance Indicators:</b>		<table style="width: 100%; border-collapse: collapse;"> <thead> <tr> <th style="width: 50%;"></th> <th style="width: 16.6%;">FY21</th> <th style="width: 16.6%;">FY22</th> <th style="width: 16.6%;">FY23</th> </tr> <tr> <th></th> <th style="text-align: center;">Actual</th> <th style="text-align: center;">Actual</th> <th style="text-align: center;">Projected</th> </tr> </thead> <tbody> <tr> <td>Malfunction Rate (%)</td> <td style="text-align: center;">3.5%</td> <td style="text-align: center;">3.0%</td> <td style="text-align: center;">3.0%</td> </tr> </tbody> </table>		FY21	FY22	FY23		Actual	Actual	Projected	Malfunction Rate (%)	3.5%	3.0%	3.0%
	FY21	FY22	FY23											
	Actual	Actual	Projected											
Malfunction Rate (%)	3.5%	3.0%	3.0%											

**Capital Outlay: \$57,609**

- One (1) Mid-Size SUV 4WD (Explorer) (replacement) - \$30,454
- One (1) ATSI Conflict Monitor Tester - \$15,000
- One (1) Paint Machine - \$8,479
- Two (2) Apple iPad - \$1,698
- One (1) Generator - \$1,149
- One (1) Post Driver - \$829



Department of Public Works

**Public Works**

**DEPARTMENT MISSION STATEMENT**

The Department of Public Works strives to serve the community by providing street and road maintenance, storm drainage, environmental enforcement, urban forest maintenance, waste disposal and maintenance of city owned properties in a safe and efficient manner, which is sensitive to the environment. The department is committed to doing its part to enhance the high quality of life for the current and future generations.

**Expenditures By Division**

	<b>FY20 Actual</b>	<b>FY21 Actual</b>	<b>FY22 Actual*</b>	<b>FY23 Adopted</b>
2601000 Administration	\$309,158	\$334,272	\$342,885	\$341,798
2602300 Fleet Management	\$1,863,635	\$1,795,256	\$1,973,277	\$2,164,266
2602400 Special Enforcement	\$1,208,059	\$1,040,740	\$884,878	\$1,213,813
2602600 Cemeteries Facilities	\$256,908	\$257,341	\$248,564	\$311,186
2602700 Maintenance Other Maintenance &	\$3,050,866	\$4,831,783	\$4,111,771	\$4,261,437
2603710 Repairs	\$1,192,880	\$1,177,863	\$1,464,342	\$1,177,902
<b>DEPARTMENT TOTAL</b>	<b>\$7,881,505</b>	<b>\$9,437,255</b>	<b>\$9,025,716</b>	<b>\$9,470,402</b>
<b>% CHANGE</b>		<b>19.74%</b>	<b>-4.36%</b>	<b>4.93%</b>

*\*Unaudited*

**Expenditures By Category**

	<b>FY20 Actual</b>	<b>FY21 Actual</b>	<b>FY22 Actual*</b>	<b>FY23 Adopted</b>
Personal Services	\$4,307,259	\$4,315,901	\$4,117,328	\$4,962,969.00
Operations	\$3,308,608	\$4,840,400	\$3,036,318	\$3,995,271.00
<b>OPERATING BUDGET</b>	<b>\$7,615,867</b>	<b>\$9,156,302</b>	<b>\$7,153,646</b>	<b>\$8,958,240</b>
Capital Budget	\$265,642	\$280,953	\$1,872,070	\$512,162.00
<b>DEPARTMENT TOTAL</b>	<b>\$7,881,509</b>	<b>\$9,437,255</b>	<b>\$9,025,716</b>	<b>\$9,470,402</b>
<b>% CHANGE</b>		<b>19.74%</b>	<b>-4.36%</b>	<b>4.93%</b>

*\*Unaudited*



**Positions by Division**

		<b>FY21 Actual</b>	<b>FY22 Actual</b>	<b>FY23 Adopted</b>
<b>260-1000 Administration</b>	<b>FT/PT</b>	<b>4/0</b>	<b>4/0</b>	<b>4/0</b>
Administrative Supervisor		1	1	1
Public Works Coordinator		1	1	1
Public Works Director		1	1	1
Safety Coordinator		1	1	1
<b>260-2300 Fleet Management</b>	<b>FT/Inmate Labor</b>	<b>38/14</b>	<b>37/14</b>	<b>36/14</b>
Administrative Technician**		0	0	1
Assistant Director/Fleet Maintenance Manager		1	1	1
Assistant Fleet Manager**		1	1	0
Automotive & Tire Shop Supervisor		1	1	1
Body Shop Supervisor		1	1	1
Car Shop Supervisor***		0	0	1
Contract Warranty Specialist		1	1	1
Financial Operations Administrator		0	0	1
Fleet Maintenance Buyer		1	1	1
Fleet Maintenance Technician I*		5	5	4
Fleet Maintenance Technician II*		18	17	16
Fleet Maintenance Technician III		6	6	5
Heavy Equipment Shop Supervisor		1	1	1
Inmate Labor		14	14	14
Inventory Control Technician		1	1	1
Small Engine Shop Supervisor*****		1	1	1
<b>260-2400 Special Enforcement</b>	<b>FT/PT</b>	<b>18/1</b>	<b>19/0</b>	<b>19/0</b>
Administrative Coordinator		1	1	1
Animal Control Officer I**		8	8	8
Animal Control Officer II		3	3	3
Animal Control Volunteer Coordinator - FT*****		0	1	1
Animal Control Volunteer Coordinator - PT*****		1	0	0
Animal Control Veterinarian****		1	1	1
Animal Resource Center Supervisor		1	1	1
Communications Officer		2	2	3
Maintenance Worker I*****		1	1	0
Special Enforcement Division Manager*****		0	0	0
Special Enforcement Officer*****		0	0	0
Special Enforcement Supervisor*****		1	1	1
<b>260-2600 Cemeteries</b>	<b>FT/PT</b>	<b>4/0</b>	<b>3/0</b>	<b>4/0</b>
Cemeteries Manager		1	1	1
Correctional Detail Officer-Cemetery*		0	0	1
Equipment Operator III		1	1	1
Maintenance Worker I*****		1	0	0
Public Services Crew Leader		1	1	1

**Positions by Division (continued)**

	<b>FY21</b>	<b>FY22</b>	<b>FY23</b>
	<b>Actual</b>	<b>Actual</b>	<b>Adopted</b>
<b>260-2700 Facilities Maintenance   FT/Inmates</b>	<b>30/37</b>	<b>30/37</b>	<b>30/37</b>
Administrative Technician	1	1	1
Assistant Facilities Maintenance Div. Manager*****	0	1	1
Carpenter I'*****	1	1	3
Carpenter II	1	1	1
Correctional Detail Officer - Facilities*****	2	1	1
Correctional Detail Officer Supervisor	1	1	1
Custodial Operations Assistant	1	1	1
Custodial Services Supervisor'*****	1	1	2
Electrician I'*****	1	1	2
Electrician II	4	4	3
Facilities Maintenance Manager	1	1	1
Facilities Maintenance Supervisor - Carpentry	1	1	1
Facilities Maintenance Supervisor - County Jail	1	1	1
Facilities Maintenance Supervisor - Electrical	1	1	3
Facilities Maintenance Supervisor - Govt Ctr	1	1	1
Facilities Maintenance Supervisor - HVAC	1	1	1
Facilities Maintenance Supervisor - Plumbing	1	1	1
Facilities Maintenance Worker I'*****	1	1	3
HVAC Technician I'*****	1	1	2
HVAC Technician II	3	3	3
Inmate Labor	37	37	37
Plumber I'*****	1	1	2
Plumber II	3	3	3
<b>Total Full Time/Part Time/Inmates</b>	<b>102/1/51</b>	<b>92/0/51</b>	<b>101/0/51</b>

\* One (1) Fleet Maintenance Technician I (G12) and one (1) Fleet Maintenance Technician II reclassified to Administrative Technician II (G12) (Title Change Only)

\* One (1) Fleet Maintenance Technician II (G12) deleted in FY21

\* One (1) Fleet Maintenance Technician II (G12) deleted in FY21

\*\* One (1) Assistant Fleet Manager (G19E) reclassified to one (1) Financial Operations Administrator

\*\*\* Add one (1) Car Shop Supervisor (G17)

\*\*\*\* One (1) Correctional Detail Officer (PS12) restored in FY22.

\*\*\*\*\* One (1) Animal Control Officer (G12) added in FY19, effective 12/29/18.

\*\*\*\*\* One (1) Special Enforcement Supervisor (G16) and six (6) Special Enforcement Officers (G13) were moved to Inspections & Codes, 240-2400, in FY19.

\*\*\*\*\* One (1) Special Enforcement Division Manager (G21) was reclassified to one (1) Animal Control Veterinarian (G23I) in FY19.

\*\*\*\*\* One (1) Correctional Detail Officer (PS12) reclassified to Asst. Facilities Maintenance Division Manager (G19) and one (1) Volunteer Coordinator PT (G13) to FT (G13) in FY20.

\*\*\*\*\* One (1) Maintenance Worker I (G7) deleted in FY20.

\*\*\*\*\* One (1) Small Engine Shop Supervisor (G15) reclassified to (G16) in FY21.

\*\*\*\*\* One (1) Maintenance Worker I (G7) reclassified to Communications Officer (G10) in FY21.

\*\*\*\*\* One (1) Electrician II (G14) to Maintenance Supervisor - Electrical (G16) in FY21.

\*\*\*\*\* One (1) Small Engine Supervisor (G15) G80038 reclassified to One (1) Small Engine Supervisor (G16) G80038

\*\*\*\*\* One (1) Electrician (G14) reclassified to Maintenance Supervisor - Electrical (G16)

\*\*\*\*\* One (1) Plumber I (G13) added in FY23 eff January 1 2023

\*\*\*\*\* One (1) HVAC Technician I (G13) added in FY23 eff January 1, 2023

\*\*\*\*\* Three (3) Facilities Maintenance Workers I (G11) added in FY23 eff January 1, 2023

\*\*\*\*\* One (1) Electrician I (g13) added in FY23 eff January 1, 2023

\*\*\*\*\* One (1) Carpenter I (G13) added in FY23 eff Janaruy 1, 2023



\*\*\*\*\* One (1) Custodial Supervisor (G16) added in FY23 eff January 1, 2023

\*\*\*\*\* One (1) Facilities Maintenance Worker I (G11) to One (1) Carpetner I (G13) in FY23

## Administration

**Program Description:**


The Administration Division oversees the responsibility of the Fleet Management, Special Enforcement, Cemetery and Facilities Maintenance Divisions. Additionally, the division has jurisdiction over sewer construction and repairs, street improvements, right-of-way, community service, landscape and forestry, waste management, maintaining city owned properties and other public services.

<b>Goal:</b>	 	<b>Continue providing staff with the opportunity to obtain training to enhance their knowledge, skills and abilities as it pertains to management, supervisory skills, self-improvement, etc.</b>		
<b>Objective:</b>		<b>Continue to host the Up &amp; Motivated Conference and support the Leadership Development Training.</b>		
<b>Performance Indicators:</b>		<b>FY21 Actual</b>	<b>FY22 Actual</b>	<b>FY23 Projected</b>
Total Number of Public Works employees attending training:		120	93	100

## Fleet Management

**Program Description:**


To maintain a high percentage of operational fleet vehicles and equipment. Ensure preventative maintenance schedules for Fleet vehicles and equipment are closely adhered to.


<b>Goal:</b>		<b>Establish parameters for accomplishing routine maintenance.</b>		
<b>Objective:</b>		<b>Perform all routine preventive maintenance on fleet vehicles and equipment within 200 miles, 20 hours, or 10 days of scheduled service.</b>		
<b>Performance Indicators:</b>		<b>FY21 Actual</b>	<b>FY22 Actual</b>	<b>FY23 Projected</b>
Percentage of vehicles and equipment that meet scheduled maintenance criteria.		97%	86%	95%

## Animal Control (Special Enforcement)

### Program Description:

The Special Enforcement Division enforces all aspects of the Animal & Fowl Ordinance, this includes, but not limited to the efficient operation of the Animal Shelter as well as ensuring all biting animals are quarantined as required by the state. We ensure compliance with rabies vaccinations, the registering of all animals through our permitting system as well as, animal cruelty investigations, biting cases, cleanliness of pens, excessive barking and many other animal related issues.



<b>Goal:</b>		<b>Increase adoptable animal placement by 10%.</b>		
<b>Objective:</b>		<b>Continue assisting PAWS Humane Inc., and other licensed animal agencies by selecting the most adoptable animals from the general population and placing them with these agencies for adoption.</b>		
<b>Performance Indicators:</b>		<b>FY21 Actual</b>	<b>FY22 Actual</b>	<b>FY23 Projected</b>
Total number of animals placements, adoptions and returned to owners.		<b>3,845</b>	<b>3,918</b>	<b>3,887</b>



<b>Goal:</b>		<b>Reduce the intake of animals brought to or surrendered to the Animal Care and Control Center by the residents of Muscogee County.</b>		
<b>Objective:</b>		<b>Continue implementing the Save-A-Pet Program and facilitate measures to improve adoptions, placements, and euthanasia due to lack of space.</b>		
<b>Objective:</b>		<b>Decrease the number of animals brought into or surrendered to Animal Control by providing owners with alternatives and re-homing their animals.</b>		
<b>Objective:</b>		<b>Continue the implementation of our TNR grant programs to reduce the intake of feral cats and decrease the number of cats euthanized.</b>		
<b>Performance Indicators:</b>		<b>FY21 Actual</b>	<b>FY22 Actual</b>	<b>FY23 Projected</b>
The animal euthanasia rate at the Animal Shelter		<b>10%</b>	<b>16%</b>	<b>10%</b>
The number of animals impounded at the Animal Shelter.		<b>4,209</b>	<b>4,519</b>	<b>4,500</b>
The euthanasia numbers for cats at the Animal Shelter.		<b>188</b>	<b>170</b>	<b>200</b>



## Cemeteries

### Program Description:

To provide burial/grounds maintenance service for the citizens of the tri-state area and funeral homes. This includes, but is not limited to, grounds maintenance/repairs, genealogy research, preparation of gravesites, and surrounding areas for funeral, as well as large scale social functions. Also, repair of roads, and abandoned lots, and other special projects as assigned by management.

<b>Goal:</b>	 	<b>Have all lots in Riverdale, Porterdale, East Porterdale and Linwood in the GIS database.</b>		
<b>Objective:</b>		<b>To improve the condition of the roads in all four City owned cemeteries. This will allow all visitors to have a hazard free passage.</b>		
<b>Performance Indicators:</b>		<b>FY21 Actual</b>	<b>FY22 Actual</b>	<b>FY23 Projected</b>
List and track number of Riverdale lots put back in database.		90	95	100

<b>Goal:</b>	 	<b>Continue to raise markers in Riverdale Cemetery.</b>		
<b>Objective:</b>		<b>To cut four of the five cemeteries a minimum of four times per year. This will allow for better plot research from requesting parties such as family members or vault companies.</b>		
<b>Performance Indicators:</b>		<b>FY21 Actual</b>	<b>FY22 Actual</b>	<b>FY23 Projected</b>
Lots Completed		4	4	4

<b>Goal:</b>	 	<b>To maintain all City owned cemeteries (120 acres) on a quarterly basis.</b>		
<b>Objective:</b>		<b>To cut four of the five cemeteries a minimum of four times per year.</b>		
<b>Performance Indicators:</b>		<b>FY21 Actual</b>	<b>FY22 Actual</b>	<b>FY23 Projected</b>
Number of acres maintained quarterly		120	120	120

## Facilities Maintenance

**Program Description:**

The Facilities Maintenance Division mission is to provide general maintenance and preventive maintenance to all city facilities including carpentry, painting, electrical, plumbing, HVAC, irrigation and small construction.

<b>Goal:</b>		<b>Perform maintenance and preventive maintenance on a timely schedule for each building.</b>	
<b>Objective:</b>		<b>Perform inspections of all facilities annually.</b>	
<b>Performance Indicators:</b>	<b>FY21 Actual</b>	<b>FY22 Actual</b>	<b>FY23 Projected</b>
Total percentage of inspections annually.	90%	93%	100%

## Other Maintenance and Repairs

**Program Description:**

This division coordinates and accounts for all building maintenance and repairs to the various city facilities.

**Capital Outlay: \$512,162**

**260-2300 Fleet Management**

- Miscellaneous Furniture - \$3,000

**260-2300 Fleet Management**

- Fourteen (14) Mohawk Lift (replacement) - \$233,461

**260-2400 Animal Control**

- One (1) Animal Adoption Trailer - \$40,697

**260-2600 Cemeteries**

- One (1) John Deer Mini Excavator - \$30,000
- One (1) Dual Axle Trailer - \$8,000

**260-2700 Facilities Maintenance**

- Four (4) Service Truck w/ Body (replacement) - \$197,004





## Parks and Recreation

### **DEPARTMENT MISSION STATEMENT**

The Columbus Parks and Recreation Department strives to enhance the quality of life for all citizens of this community by providing passive and active recreational, educational and cultural programming services for all age groups. It is our objective to provide parks and recreation facilities that are safe, accessible and aesthetically pleasing to the entire community. This division will strive for continual improvement of its broad-based, recreational programs to ensure opportunities for all citizens in order to maintain its leadership among comparable sized cities in the United States.

### **Expenditures By Division**

		<b>FY20</b>	<b>FY21</b>	<b>FY22</b>	<b>FY23</b>
		<b>Actual</b>	<b>Actual</b>	<b>Actual*</b>	<b>Adopted</b>
2701000	Administration	\$441,139	\$437,921	\$488,409	\$517,938
2702100	Parks Services	\$4,884,653	\$4,672,904	\$4,644,305	\$4,775,967
2702400	Recreation Services	\$1,083,947	\$922,751	\$1,249,775	\$1,312,713
2703220	Golden Park	\$57,857	\$47,280	\$70,390	\$93,200
2703230	Memorial Stadium	\$63,955	\$59,407	\$50,692	\$68,357
2703410	Athletics	\$237,147	\$242,780	\$363,194	\$370,902
2703505	Community Schools	\$933,596	\$521,583	\$643,928	\$915,665
2704048	Cooper Creek Tennis Center	\$338,283	\$345,541	\$323,835	\$406,573
2704049	Lake Oliver Marina	\$195,839	\$200,342	\$242,160	\$201,633
2704413	Aquatics	\$333,512	\$250,558	\$486,254	\$723,627
2704414	Columbus Aquatic Center	\$675,110	\$656,577	\$792,660	\$988,698
2704433	Therapeutics	\$129,801	\$87,594	\$94,519	\$158,909
2704434	Cultural Arts Center	\$138,577	\$111,165	\$139,977	\$156,622
2704435	Senior Citizen's Ctr	\$327,532	\$282,579	\$348,314	\$355,839
<b>DEPARTMENT TOTAL</b>		<b>\$9,840,948</b>	<b>\$8,838,983</b>	<b>\$9,938,413</b>	<b>\$11,046,643</b>
<b>% CHANGE</b>			<b>-10.18%</b>	<b>12.44%</b>	<b>11.15%</b>

\*Unaudited

### **Expenditures By Category**

	<b>FY20</b>	<b>FY21</b>	<b>FY22</b>	<b>FY23</b>
	<b>Actual</b>	<b>Actual</b>	<b>Actual*</b>	<b>Adopted</b>
Personal Services	\$6,057,337	\$5,721,969	\$6,038,447	\$6,785,426
Operations	\$3,147,041	\$2,928,061	\$3,538,227	\$3,980,217
<b>OPERATING BUDGET</b>	<b>\$9,204,378</b>	<b>\$8,650,030</b>	<b>\$9,576,674</b>	<b>\$10,765,643</b>
Capital Budget	\$636,570	\$188,953	\$361,739	\$281,000
<b>DEPARTMENT TOTAL</b>	<b>\$9,840,948</b>	<b>\$8,838,983</b>	<b>\$9,938,413</b>	<b>\$11,046,643</b>
<b>% CHANGE</b>		<b>-10.18%</b>	<b>12.44%</b>	<b>11.15%</b>

\*Unaudited

**Positions by Division**

		<b>FY21</b>	<b>FY22</b>	<b>FY23</b>
		<b>Actual</b>	<b>Actual</b>	<b>Adopted</b>
<b>270-1000 Administration</b>	<b>FT/PT</b>	<b>5/3</b>	<b>5/3</b>	<b>6/1</b>
Accounting Technician		1	1	1
Admin Clerk I PT		3	3	1
Admin Assistant*****		0	0	1
Finance Manager		1	1	1
Assistant Director of Parks and Recreation		1	1	1
Director of Parks and Recreation		1	1	1
Employment Coordinator		1	1	1
<b>270-2100 Parks Services</b>	<b>FT/PT</b>	<b>72/152</b>	<b>66/149</b>	<b>66/149</b>
Administrative Secretary		1	1	1
Athletic Program Specialist		1	1	1
Chemical Applications Supervisor		1	1	1
Correctional Detail Officer - Parks		13	13	13
Gatekeeper-PT***		3	1	1
Inmate Labor		144	144	144
Motor Equipment Operator I		6	6	6
Motor Equipment Operator II*		5	4	4
Motor Equipment Operator III		2	2	2
Parks Crew Leader		3	3	3
Parks Crew Supervisor		11	10	10
Parks Maintenance Worker I*		26	22	22
Parks Maintenance Worker II		1	1	1
Parks Maintenance Worker -PT*		5	4	4
Parks Services Manager		1	1	1
Parks Services Division Manager		1	1	1
<b>270-2400 Recreation Services</b>	<b>FT/PT</b>	<b>9/40</b>	<b>10/39</b>	<b>10/39</b>
Administrative Clerk I-PT*		2	1	1
Parks Maintenance Worker I-PT		1	1	1
Recreation Center Leader-Seasonal/Temporary*****		37	37	39
Recreation Division Manager		1	1	1
Recreation Program Specialist II		2	3	3
Recreation Program Specialist III		6	6	6
<b>270-3410 Athletics</b>	<b>FT/PT</b>	<b>2/2</b>	<b>2/2</b>	<b>2/2</b>
Athletic Official-PT		2	2	2
Athletic Division Manager****		0	1	1
Athletic Program Supervisor****		1	0	0
Recreation Program Specialist III		1	1	1
<b>270-3505 Comm Schools</b>	<b>FT/PT</b>	<b>3/136</b>	<b>3/136</b>	<b>3/137</b>
Administrative Secretary		1	1	1
Community Schools District Supervisor****		1	0	0
Community Schools Division Manager****		0	1	1
Program Leader- Seasonal/Temporary		102	102	102
Recreation Program Specialist III*****		1	1	2
Site Supervisor-Seasonal/Temporary*****		34	34	35

**Positions by Division (continued)**

		<b>FY21 Actual</b>	<b>FY22 Actual</b>	<b>FY23 Adopted</b>
<b>270-4048 Cooper Crk Tennis Ctr</b>	<b>FT/PT</b>	<b>4/7</b>	<b>4/7</b>	<b>4/7</b>
Parks Maintenance Worker I-PT		7	7	7
Recreation Program Specialist II		1	1	1
Recreation Program Specialist III		1	1	1
Tennis Specialist I		1	1	1
Tennis Specialist II		1	1	1
<b>270-4049 Lake Oliver Marina</b>	<b>FT/PT</b>	<b>1/3</b>	<b>1/3</b>	<b>1/3</b>
Marina Technician II****		1	1	0
Marina Technician I-PT		3	3	3
Recreation Program Specialist III***		0	0	1
<b>270-4413 Aquatics</b>	<b>FT/PT</b>	<b>1/34</b>	<b>1/34</b>	<b>1/34</b>
Administrative Assistant-Temporary		2	2	2
Aquatics Supervisor-Temporary		2	2	2
Assistant Swimming Pool Manager-Temporary		4	4	4
Concessionaire Manager-Temporary		4	4	4
Concessionaire-Temporary		4	4	4
Head Guard/Lifeguard-Temporary		12	12	12
Laborer-Temporary		2	2	2
Recreation Program Supervisor		1	1	1
Swimming Pool Manager-Temporary		4	4	4
<b>270-4414 Cols Aquatic Ctr</b>	<b>FT/PT</b>	<b>4/7</b>	<b>4/7</b>	<b>4/7</b>
Administrative Clerk I-PT		5	5	5
Aquatics Center Director****		1	1	0
Aquatics Center Facility Supervisor		1	1	1
Aquatics Center Manager****		0	0	1
Aquatics Center Program Supervisor		1	1	1
Maintenance Worker I		1	1	1
Maintenance Worker I-PT		2	2	2
<b>270-4433 Therapeutics</b>	<b>FT/PT</b>	<b>2/3</b>	<b>2/3</b>	<b>2/3</b>
Administrative Secretary****		1	1	1
Recreation Center Leader-PT*****		3	0	0
Therapeutic Recreation Aide-PT*****		0	3	3
Recreation Program Supervisor		1	1	1
<b>270-4434 Cultural Arts Center</b>	<b>FT/PT</b>	<b>1/6</b>	<b>1/5</b>	<b>1/5</b>
Pottery Specialist-PT*		6	5	5
Recreation Program Manager		1	1	1
<b>270-4435 Senior Citizens Center</b>	<b>FT/PT</b>	<b>5/4</b>	<b>5/3</b>	<b>5/3</b>
Custodian****		2	1	1
Custodian-PT*		1	0	0
Recreation Center Leader-PT*****		3	3	6
Recreation Program Specialist III****		3	4	4
<b>Total Full Time/Part Time Positions</b>		<b>109/397</b>	<b>104/391</b>	<b>106/395</b>

---

*\*Four (4) Park Maintenance Worker I (G7), one (1) Park Maintenance Worker I (G7) (PT) position, one (1) Parks Crew Supervisor (G14), one (1) Motor Equipment Operator II (G11), one (1) Administrative Clerk I (G9)(PT), one (1) Pottery Specialist (PT), and one (1) Custodian (G6)(PT) deleted in FY20.*

*\*\*\*Two (2) Park Maintenance Worker I PT positions and one (1) Gatekeeper PT position unfunded in FY19.*

*\*\*\*\*One (1) Custodian (G6) reclassified to Recreation Program Specialist III (G14), one (1) Therapeutics Recreation Center Leader -PT (G2) reclassified to Administrative Secretary (G10), one (1) Community Schools District Supervisor (G16) reclassified to Community Schools Division Manager (G19), one (1) Assistant Parks & Recreation Aquatic Center Director (G23) reclassified to Aquatic Division Manager (G19), one (1) Marina Technician II (G9) reclassified to Recreation Program Specialist III (G14), one (1) Athletic Program Supervisor (G16) reclassified to Athletic Division Manager (G19) in FY19.*

*\*\*\*\*\*In the Therapeutic Unit, three (3) Recreation Center Leaders (PT) (temporary) (G2) reclassified to Therapeutic Recreation Aides (PT) (temporary) in FY20.*

*\*\*\*\*\* One (1) Site Supervisor (G4) added to FY23*

*\*\*\*\*\* Two (2) PT Activity Leaders (G2) added in FY23*

*\*\*\*\*\* One (1) Recreation Specialist III (G14) added in FY23*


*\*\*\*\*\* Three (3) PT Recreation Center Leaders (G2) added in FY23*


*\*\*\*\*\* Two (2) PT Administrative Clerks (G9) reclassified to One (1) Administrative Assistant (G12) in FY23*

## Parks & Recreation

**Program Description:**

The Parks and Recreation Department’s Administrative division provides leadership and vision for the delivery of comprehensive recreational programming and facilities. These programs and facilities are offered through five divisions: Administration, Parks Services, Recreation Services, Community Schools and Athletics.


<b>Goal:</b>		<b>Ensure management is acquainted and familiar with all aspects of programs.</b>		
<b>Objective:</b>		<b>To provide efficient service through continued spot checks of services and facilities by upper management.</b>		
<b>Performance Indicators:</b>		<b>FY21 Actual</b>	<b>FY22 Actual</b>	<b>FY23 Projected</b>
Number of events, facilities and programs		72	76	80



<b>Goal:</b>		<b>To offer new and innovative programming, sporting events and amenities to meet the needs of our growing community and the region.</b>		
<b>Objective:</b>		<b>Develop new programs, sporting events, and services to meet the needs of the growing community and offer additional events and programming across the region.</b>		
<b>Performance Indicators:</b>		<b>FY21 Actual</b>	<b>FY22 Actual</b>	<b>FY23 Projected</b>
Number of new programs, sporting events, and amenities		41	40	50

## Park Services

### Program Description:

The Park Services division provides the management and maintenance of all city park, land and recreation facilities. This division is responsible for the general maintenance of all buildings, grounds, playground equipment and other amenities, which includes: 33 athletic fields; 32 little league fields; 66.5 multi-purpose courts; 65 playgrounds; 16 recreation centers; 22 softball fields; swimming pools; 47 tennis courts; 10 miles of fitness and walking trails, including the new 5-mile south Riverwalk which runs from Fieldcrest Mill to Fort Benning at Oxbow Meadows; and the new 10.5 mile Fall Line Trace Fitness Trail. This division also maintains Memorial Stadium and Golden Park.


<b>Goal:</b>		<b>Enhance park amenities and infrastructure for citizens by repairing and replacing 100% of damaged, hazardous or unsightly items within four to five working days, based on funding.</b>								
<b>Objective:</b>		<b>Establish electronic logging system to ensure proper tracking/completion of work orders and citizen concerns.</b>								
<b>Performance Indicators:</b>		<table style="width: 100%; border-collapse: collapse;"> <thead> <tr> <th style="width: 60%;"></th> <th style="width: 15%; text-align: center;">FY21 Actual</th> <th style="width: 15%; text-align: center;">FY22 Actual</th> <th style="width: 10%; text-align: center;">FY23 Projected</th> </tr> </thead> <tbody> <tr> <td>Percent increase of response time of all work orders.</td> <td style="text-align: center;">65%</td> <td style="text-align: center;">75%</td> <td style="text-align: center;">80%</td> </tr> </tbody> </table>		FY21 Actual	FY22 Actual	FY23 Projected	Percent increase of response time of all work orders.	65%	75%	80%
	FY21 Actual	FY22 Actual	FY23 Projected							
Percent increase of response time of all work orders.	65%	75%	80%							


<b>Goal:</b>		<b>To increase citizen satisfaction with the Park Services response time for work orders, requests and citizen complaints.</b>								
<b>Objective:</b>		<b>To conduct staff meetings every other day to review workload and establish schedules in order to accomplish 100% of workload in terms of preparing for events/work orders, requests and citizen complaints.</b>								
<b>Performance Indicators:</b>		<table style="width: 100%; border-collapse: collapse;"> <thead> <tr> <th style="width: 60%;"></th> <th style="width: 15%; text-align: center;">FY21 Actual</th> <th style="width: 15%; text-align: center;">FY22 Actual</th> <th style="width: 10%; text-align: center;">FY23 Projected</th> </tr> </thead> <tbody> <tr> <td>Percent of requests/complaints responded to in less than 24 hours based on category of work requests.</td> <td style="text-align: center;">60%</td> <td style="text-align: center;">70%</td> <td style="text-align: center;">75%</td> </tr> </tbody> </table>		FY21 Actual	FY22 Actual	FY23 Projected	Percent of requests/complaints responded to in less than 24 hours based on category of work requests.	60%	70%	75%
	FY21 Actual	FY22 Actual	FY23 Projected							
Percent of requests/complaints responded to in less than 24 hours based on category of work requests.	60%	70%	75%							
<b>Goal:</b>		<b>Improve productivity of the Park Services Division.</b>								
<b>Objective:</b>		<b>Develop in-house workshops/cross training to improve the performance of each crew. Adhere to operating procedure, cross training resulting in rendering better service.</b>								
<b>Performance Indicators:</b>		<table style="width: 100%; border-collapse: collapse;"> <thead> <tr> <th style="width: 60%;"></th> <th style="width: 15%; text-align: center;">FY21 Actual</th> <th style="width: 15%; text-align: center;">FY22 Actual</th> <th style="width: 10%; text-align: center;">FY23 Projected</th> </tr> </thead> <tbody> <tr> <td>Number of workshops/cross training events</td> <td style="text-align: center;">15</td> <td style="text-align: center;">20</td> <td style="text-align: center;">25</td> </tr> </tbody> </table>		FY21 Actual	FY22 Actual	FY23 Projected	Number of workshops/cross training events	15	20	25
	FY21 Actual	FY22 Actual	FY23 Projected							
Number of workshops/cross training events	15	20	25							


## Recreation Services

### Program Description:

This is the administrative section of the Recreation Division of the Parks and Recreation Department. The division consists of five sections: Recreation Services (formerly Youth Programs), The Senior section, Cultural Arts, Therapeutics and the Haygood Boxing Program. This division provides recreational programming at community centers, senior centers, recreation centers and the Cultural Arts Studio, as well as many special events and tournaments throughout the City.

<b>Goal:</b>		<b>To increase programming to allow the community the opportunity to engage in meaningful activities and programs in a safe environment.</b>		
<b>Objective:</b>		<b>To reach more citizens by diversifying the programs offered to the community.</b>		
<b>Performance Indicators:</b>		<b>FY21 Actual</b>	<b>FY22 Actual</b>	<b>FY23 Projected</b>
Number of people using recreation centers annually		152,305	153,544	156,000

<b>Goal:</b>		<b>To have youths, young adults and seniors actively engage in active and passive programs and activities offered at various recreational facilities.</b>		
<b>Objective:</b>		<b>To effectively promote and publicize five (5) citywide programs targeting the citizens of Columbus and the surrounding area.</b>		
<b>Performance Indicators:</b>		<b>FY21 Actual</b>	<b>FY22 Actual</b>	<b>FY23 Projected</b>
Number of various program promotions		14	16	20



<b>Goal:</b>		<b>To seek, promote and develop new partnerships and volunteering opportunities that meet the needs of the community.</b>		
<b>Objective:</b>		<b>To increase participation from our citizens and to promote a positive image of the City, as well as, the Recreation Division.</b>		
<b>Performance Indicators:</b>		<b>FY21 Actual</b>	<b>FY22 Actual</b>	<b>FY23 Projected</b>
Number of new partnerships and volunteers		6	7	10



## Golden Park

### Program Description:



Historic Golden Park is a baseball stadium with a seating capacity of 4,000. The facility is used for high school, NCAA Championship events, NAIA Championship events, independent recreational leagues, and week-end tournaments.

<b>Goal:</b>		<b>To provide the citizens of Columbus, Georgia, surrounding areas, and game participants have a safe and well-maintained facility for baseball and social entertainment.</b>		
<b>Objective:</b>		<b>To ensure a safe, friendly, and well maintained environment for baseball and other events held at Golden Park.</b>		
<b>Performance Indicators:</b>		<b>FY21 Actual</b>	<b>FY22 Actual</b>	<b>FY23 Projected</b>
Total number in attendance		3,000	1,420	1,500
<b>Goal:</b>		<b>To increase the number of events at Golden Park.</b>		
<b>Objective:</b>		<b>To increase the economic impact from events held at Golden Park for the Parks and Recreation Department and the City of Columbus.</b>		
<b>Performance Indicators:</b>		<b>FY21 Actual</b>	<b>FY22 Actual</b>	<b>FY23 Projected</b>
Total number of events.		60	25	30

## Memorial Stadium

### Program Description:

A.J. McClung Memorial Stadium is a football stadium with a seating capacity of 12,265 and is primarily used for high school, college and youth football games. This stadium is also used for concerts, band festivals and other events provided for the community.


<b>Goal:</b>		<b>To provide events that will promote tourism and increase the economic impact for the City of Columbus.</b>		
<b>Objective:</b>		<b>To operate successfully by providing the best and most entertainment at A.J. McClung Memorial Stadium while maintaining the integrity of the playing field.</b>		
<b>Performance Indicators:</b>		<b>FY21 Actual</b>	<b>FY22 Actual</b>	<b>FY23 Projected</b>
Number of events held at Memorial Stadium		16	18	20
<b>Goal:</b>		<b>To provide the public and game participants a safe and well maintained football and entertainment environment.</b>		
<b>Objective:</b>		<b>To ensure public and game participants a safe environment for various events at the stadium.</b>		
<b>Performance Indicators:</b>		<b>FY21 Actual</b>	<b>FY22 Actual</b>	<b>FY23 Projected</b>
Total number in attendance		25,470	21,225	25,000


## Athletics

### Program Description:

This division acts as an administrative body to a wide range of sporting events. Functions include organization and implementation of local league play. Special programming embraces the Georgia Recreation and Park Association, State Championship Amateur Softball Association, state, regional, national championships and a variety of invitational NFCA leadoff classics, SEC softball championships, and SEC baseball championships. Local, regional, state and international programs are goal-oriented toward community promotion, visibility and economic impact.

<b>Goal:</b>	<b>To increase participation in Adult Volleyball League by 10%.</b>		
<b>Objective:</b>	<b>To promote athletic events and leagues by using different avenues to market the leagues such as social media and email communication.</b>		
<b>Performance Indicators:</b>	<b>FY21 Actual</b>	<b>FY22 Actual</b>	<b>FY23 Projected</b>
Number of teams participating in league	5	6	10


<b>Goal:</b>		<b>To increase participation in Adult Basketball League by 10%</b>	
<b>Objective:</b>	<b>To market the league using several media outlets such as television, newspaper, standard mail, and handouts. To utilize different avenues to market leagues such as social media and email communication.</b>		
<b>Performance Indicators:</b>	<b>FY21 Actual</b>	<b>FY22 Actual</b>	<b>FY23 Projected</b>
Number of teams participating in league	11	12	15

<b>Goal:</b>		<b>To increase participation in Fall Softball League by 5%</b>	
<b>Objective:</b>	<b>To reorganize leagues to better suit the needs and wants of participants. To use social media to effectively advertise this program.</b>		
<b>Performance Indicators:</b>	<b>FY21 Actual</b>	<b>FY22 Actual</b>	<b>FY23 Projected</b>
Number of teams participating in league	59	62	70


## Community Schools Operations

### Program Description:

This division is responsible for the operation of the Community Schools program in various elementary and middle schools throughout the city. The Community Schools Program provides after school camps, summer camps and holiday camps for elementary and middle school age youth. Some of the activities the youth can participate in are: arts and crafts, music, dance, drama, sports, recreational, cultural and social activities.

<b>Goal:</b>		<b>To facilitate opportunities for quality after school programs which meet the fundamental needs common to all students during after school hours. It is important that students have access to the best possible opportunities to develop into healthy, well-adjusted and responsible adults.</b>												
<b>Objective:</b>		<b>Incorporate more enrichment programs and activities to educate participants on the importance of healthy eating habits and provide oriented activities for the program participants.</b>												
<b>Objective:</b>		<b>Implement programs in collaboration with outside agencies that can impact the afterschool programs and develop physical fitness program that can adapt to the participants' needs.</b>												
<b>Performance Indicators:</b>		<table style="width: 100%; border-collapse: collapse;"> <thead> <tr> <th style="width: 60%;"></th> <th style="width: 15%;">FY21 Actual</th> <th style="width: 15%;">FY22 Actual</th> <th style="width: 10%;">FY23 Projected</th> </tr> </thead> <tbody> <tr> <td>Total number of participants</td> <td style="text-align: center;">1,612</td> <td style="text-align: center;">1,650</td> <td style="text-align: center;">1,700</td> </tr> <tr> <td>Total number of participants</td> <td style="text-align: center;">29</td> <td style="text-align: center;">30</td> <td style="text-align: center;">32</td> </tr> </tbody> </table>		FY21 Actual	FY22 Actual	FY23 Projected	Total number of participants	1,612	1,650	1,700	Total number of participants	29	30	32
	FY21 Actual	FY22 Actual	FY23 Projected											
Total number of participants	1,612	1,650	1,700											
Total number of participants	29	30	32											



<b>Goal:</b>	<b>To incorporate more technology and science programs, such to promote more academic components, social and emotional development in the program participants.</b>								
<b>Objective:</b>	<b>Promote the importance of science and technology and encourage participants to look towards the future for better educational opportunities in these fields of study.</b>								
<b>Performance Indicators:</b>	<table style="width: 100%; border-collapse: collapse;"> <thead> <tr> <th style="width: 60%;"></th> <th style="width: 15%;">FY21 Actual</th> <th style="width: 15%;">FY22 Actual</th> <th style="width: 10%;">FY23 Projected</th> </tr> </thead> <tbody> <tr> <td>Increase attendance by participants in the technology and</td> <td style="text-align: center;">1,300</td> <td style="text-align: center;">1,650</td> <td style="text-align: center;">1,700</td> </tr> </tbody> </table>		FY21 Actual	FY22 Actual	FY23 Projected	Increase attendance by participants in the technology and	1,300	1,650	1,700
	FY21 Actual	FY22 Actual	FY23 Projected						
Increase attendance by participants in the technology and	1,300	1,650	1,700						

<b>Goal:</b>		<b>Provide and expand recreational, educational and cultural opportunities to youths ages 4-12.</b>								
<b>Objective:</b>		<b>Provide the necessary training to all staff members by implementing training program utilizing Kennesaw State University (curriculum), volunteer educators and qualified staff members. All staff will receive 15-25 hours for continued education hours per school year.</b>								
<b>Performance Indicators:</b>		<table style="width: 100%; border-collapse: collapse;"> <thead> <tr> <th style="width: 60%;"></th> <th style="width: 15%;">FY21 Actual</th> <th style="width: 15%;">FY22 Actual</th> <th style="width: 10%;">FY23 Projected</th> </tr> </thead> <tbody> <tr> <td>Number of continued education hours per staff</td> <td style="text-align: center;">39</td> <td style="text-align: center;">40</td> <td style="text-align: center;">45</td> </tr> </tbody> </table>		FY21 Actual	FY22 Actual	FY23 Projected	Number of continued education hours per staff	39	40	45
	FY21 Actual	FY22 Actual	FY23 Projected							
Number of continued education hours per staff	39	40	45							

## Cooper Creek Tennis Center

### Program Description:

Cooper Creek Tennis Center features thirty (30) courts in a passive park environment. This rubico clay complex provides the citizens of Columbus a facility unrivaled in Georgia. Functions include the establishment of leagues, clinics and tournaments for youths and adults. Special programs include the establishment of the United States Tennis Association (USTA) schools program and the continued close association with the Columbus Regional Tennis Association (CORTA) in an effort to increase participation and revenue in the tennis program within Columbus and to help attract state and regional tournaments to our facility.

<b>Goal:</b>		<b>To provide Columbus citizens with recreational league play.</b>		
<b>Objective:</b>		<b>To operate USTA Adult Leagues for 18+/40+ age groups.</b>		
<b>Performance Indicators:</b>		<b>FY21</b>	<b>FY22</b>	<b>FY23</b>
		<b>Actual</b>	<b>Actual</b>	<b>Projected</b>
Number of adult and senior league participants		2,703	2,700	2,750
<b>Objective:</b>		<b>To operate USTA Combo Doubles programs for adult 18+ and 40+ age divisions..</b>		
<b>Performance Indicators:</b>		<b>FY21</b>	<b>FY22</b>	<b>FY23</b>
		<b>Actual</b>	<b>Actual</b>	<b>Projected</b>
Number of adult and senior USTA Combo league participants		550	549	555
<b>Goal:</b>		<b>To provide tournament play opportunities for both juniors and adults through local, regional and national level tournaments.</b>		
<b>Objective:</b>		<b>To host junior and adult tournaments for locals and non-local players.</b>		
<b>Performance Indicators:</b>		<b>FY21</b>	<b>FY22</b>	<b>FY23</b>
		<b>Actual</b>	<b>Actual</b>	<b>Projected</b>
Number of adult and junior tournament participants.		2,583	2,500	2,600

## Lake Oliver Marina


**Program Description:**


Lake Oliver is a 2,150-acre lake situated between the Goat Dam and the Oliver Dam on the Chattahoochee River. Lake Oliver Marina provides access to the Chattahoochee Riverwalk. The Marina will provide citizens with a safe area for watersports, fishing, and water access for their boats. The all-new Bait shop reflects the naval traditions of Columbus, GA.

### Aquatics

**Program Description:**

The Aquatics division operates four (4) aquatics facilities, one training facility, one work shop, and two administrative offices. It serves Columbus and the surrounding areas with public swim, swim lessons, and a variety of certification and safety classes. The section typically serves 150,000 patrons in a 10-week season.


<b>Goal:</b>		<b>To provide water safety classes and swim lessons to the public at the City's swimming facilities.</b>		
<b>Objective:</b>		<b>Increase programs and class participants by 5%.</b>		
<b>Performance Indicators:</b>		<b>FY21 Actual</b>	<b>FY22 Actual</b>	<b>FY23 Projected</b>
Number of swim lesson participants		<b>230</b>	<b>300</b>	<b>300</b>
Number of water safety class participants		<b>63</b>	<b>67</b>	<b>70</b>


<b>Goal:</b>		<b>To provide various lifeguard or water safety certification classes.</b>		
<b>Objective:</b>		<b>Increase total number of students by 10%.</b>		
<b>Performance Indicators:</b>		<b>FY21 Actual</b>	<b>FY22 Actual</b>	<b>FY23 Projected</b>
Lifeguard Certification participants		<b>40</b>	<b>45</b>	<b>50</b>
Water safety instructor participants		<b>23</b>	<b>25</b>	<b>30</b>

## Therapeutics

### Program Description:

Therapeutic Recreation's goal is to improve the quality of life of adults with disabilities in the community through recreation and leisure programming. Therapeutic Recreation provides a lifetime learning experience in recreation, including adapted physical activity, training in Special Olympics sports, socialization, cognitive development, creative and fun leisure skills.


<b>Goal:</b>		<b>To diversify programs for an aging population by increasing younger adult participation.</b>		
<b>Objective:</b>		<b>To service more special needs individuals in the community between the ages of 16 and 30 so that many can reap the benefits of intergenerational recreation as therapy.</b>		
<b>Performance Indicators:</b>		<b>FY21 Actual</b>	<b>FY22 Actual</b>	<b>FY23 Projected</b>
Number of daily program attendees		<b>36</b>	<b>40</b>	<b>40</b>


<b>Goal:</b>		<b>To increase the awareness of the Therapeutics Recreation program, community integration and program participation.</b>		
<b>Objective:</b>		<b>To improve the physical, cognitive, emotional and social needs of individuals within the program.</b>		
<b>Performance Indicators:</b>		<b>FY21 Actual</b>	<b>FY22 Actual</b>	<b>FY23 Projected</b>
Number of participants in all programs.		<b>80</b>	<b>85</b>	<b>90</b>

## Pottery Shop/Cultural Arts Center

### Program Description:

The Cultural Arts Center provides programs that reach persons of diverse interest and ability. It is designed to encourage the participation of youth, adults, senior adults and those with physical disabilities. The program adapts to the group or person's needs. There are cooperative sessions and tours of other agencies and community groups.

<b>Goal:</b>		<b>To promote community involvement through visual arts programs.</b>		
<b>Objective:</b>		<b>To expand the community arts programs within and beyond Cultural Arts section with volunteers, service organizations/programs, and in house programming.</b>		
<b>Performance Indicators:</b>		<b>FY21 Actual</b>	<b>FY22 Actual</b>	<b>FY23 Projected</b>
Number of volunteer hours worked		1,437	1,243	1,750
Number of Open House participants		700	236	500
Number of Empty Bowl participants		1,000	652	800
Number of Georgia Recreation and Parks Association		0	0	0
Number of community meeting attendees		1,400	796	1,000



<b>Goal:</b>		<b>To create a learning environment where participants explore and analyze the diverse world of arts.</b>		
<b>Objective:</b>		<b>Participants will learn various artistic methods available to them including pottery, glass blowing, painting, wheel throwing and ceramics.</b>		
<b>Performance Indicators:</b>		<b>FY21 Actual</b>	<b>FY22 Actual</b>	<b>FY23 Projected</b>
Number of program attendees		1,000	837	1,000






## Senior Citizens Center


### Program Description:

The Senior Citizens Center division provides diversified recreational and leisure services for senior adults of Columbus through direct programming, facilities, advisement and referral with transportation, staff and volunteer assistance for handicapped and frail, elderly citizens. They coordinate, sponsor and promote programs with state and local agencies for the benefit of local participants, bringing visibility to Columbus and the program's participants.

<b>Goal:</b>	 	<b>To provide recreational programming focusing on improving quality of life and health for seniors.</b>		
<b>Objective:</b>		<b>To increase participation in the areas of senior recreation by exposing the senior population to a variety of educational and cultural activities.</b>		
<b>Performance Indicators:</b>		<b>FY21 Actual</b>	<b>FY22 Actual</b>	<b>FY23 Projected</b>
Track attendance at all senior facilities.		53,000	39,894	45,000

<b>Goal:</b>	 	<b>To increase usage of the senior centers by providing more classes and programs targeting active adults.</b>		
<b>Objective:</b>		<b>Provide programs for the active adults that help them to maintain physical fitness and active lifestyles.</b>		
<b>Performance Indicators:</b>		<b>FY21 Actual</b>	<b>FY22 Actual</b>	<b>FY23 Projected</b>
Number of seniors participating in the program.		3	4	4

<b>Goal:</b>		<b>To increase the collaboration between Senior Centers and Recreational Centers.</b>		
<b>Objective:</b>		<b>To provide greater opportunities for social interactions or mentorship between seniors and the youth population.</b>		
<b>Performance Indicators:</b>		<b>FY21 Actual</b>	<b>FY22 Actual</b>	<b>FY23 Projected</b>
Number of interactions between the Senior Centers and		3	4	4

<b>Goal:</b>		<b>Create new partnerships with Senior Centers outside of the Columbus Consolidated Government.</b>		
<b>Objective:</b>		<b>Increase awareness of various senior communities and enhance a positive image of aging.</b>		
<b>Performance Indicators:</b>		<b>FY21 Actual</b>	<b>FY22 Actual</b>	<b>FY23 Projected</b>
Number of interaction between seniors within and outside of the CCG.		12	14	14

**Capital Outlay: \$281,000**

**270-2100 Parks Services**

- Fifteen (15) Heavy Duty Trailers (replacement) - \$120,00
- Fourteen (14) Zero-Turn Mowers (replacements) - \$119,000
- Two (2) Ballfield Groomers - \$32,000

**270-4049 Lake Oliver Marina**

- One (1) Minnow Well (replacements) - \$10,000



## Cooperative Extension

### **DEPARTMENT MISSION STATEMENT**

To respond to the citizens of Columbus’ needs and interest in Agriculture, the environment, families, and 4-H youth with unbiased research based education.

#### **Expenditures By Division**

	FY20 Actual	FY21 Actual	FY22 Actual*	FY23 Adopted
2801000 Cooperative Extension	\$136,376	\$132,385	\$134,005	\$137,865
<b>DEPARTMENT TOTAL</b>	<b>\$136,376</b>	<b>\$132,385</b>	<b>\$134,005</b>	<b>\$137,865</b>
<b>% CHANGE</b>		<b>-2.93%</b>	<b>1.22%</b>	<b>2.88%</b>

*\*Unaudited*

#### **Expenditures By Category**



	FY20 Actual	FY21 Actual	FY22 Actual*	FY23 Adopted
Personal Services	\$122,866	\$117,576	\$118,175	\$120,591
Operations	\$13,510	\$14,809	\$15,830	\$17,274
<b>OPERATING BUDGET</b>	<b>\$136,376</b>	<b>\$132,385</b>	<b>\$134,005</b>	<b>\$137,865</b>
Capital Budget	-	-	-	-
<b>DEPARTMENT TOTAL</b>	<b>\$136,376</b>	<b>\$132,385</b>	<b>\$134,005</b>	<b>\$137,865</b>
<b>% CHANGE</b>		<b>-2.93%</b>	<b>1.22%</b>	<b>2.88%</b>



*\*Unaudited*

## Cooperative Extension

### Program Description:

The Cooperative Extension Service is the educational arm of the USDA. The Columbus Extension Service is divided into five program areas: Agriculture and Natural Resources, Expanded Food and Nutrition, 4-H Youth, Home Economics, and Resource Development. Agriculture works with homeowners, corporate and industrial entities and city government in the production of food and city beautification. Expanded Food and Nutrition provide in-depth training to low-income families on budgeting, meal planning and improved diets, food and nutrition, family economics and stability, clothing and textiles, and the human environment. 4-H provides youth an opportunity to learn leadership roles. Home Economics place an emphasis on meeting the needs of contemporary living. Resource Development includes people working together locally on common concerns or problems.

<b>Goal:</b>	 	<b>Provide "Learning for Life" education for all Columbus area residents.</b>		
<b>Objective:</b>	<b>Conduct needs assessment and establish a plan of work that addresses critical community issues.</b>			
<b>Performance Indicators:</b>		<b>FY21 Actual</b>	<b>FY22 Actual</b>	<b>FY23 Projected</b>
Number of needs assessments/critical issues documents.		<b>4</b>	<b>7</b>	<b>10</b>

<b>Goal:</b>	 	<b>Increase environmental awareness and outdoor quality of life for Columbus residents.</b>		
<b>Objective:</b>	<b>To conduct educational programs for professionals, community groups, schools, businesses, agencies and Master Gardeners.</b>			
<b>Performance Indicators:</b>		<b>FY21 Actual</b>	<b>FY22 Actual</b>	<b>FY23 Projected</b>
Number of educational programs contact hours.		<b>7,300</b>	<b>7,377</b>	<b>8,000</b>
Consultations.		<b>400</b>	<b>388</b>	<b>500</b>
Soil and water tests.		<b>275</b>	<b>295</b>	<b>500</b>



## Tax Assessor

### DEPARTMENT MISSION STATEMENT

Strives to compile an accurate, uniform and timely Tax Digest meeting the requirements of the Department of Revenue and the State Code. Maintain current property records to include ownership, sales information and physical data. In addition to performing duties in a professional manner and provide good customer service.

#### Expenditures By Division

	FY20 Actual	FY21 Actual	FY22 Actual*	FY23 Adopted
2901000 Tax Assessor	\$1,410,431	\$1,547,468	\$1,710,988	\$1,752,035
<b>DEPARTMENT TOTAL</b>	<b>\$1,410,431</b>	<b>\$1,547,468</b>	<b>\$1,710,988</b>	<b>\$1,752,035</b>
<b>% CHANGE</b>		<b>9.72%</b>	<b>10.57%</b>	<b>2.40%</b>

*\*Unaudited*

#### Expenditures By Category

	FY20 Actual	FY21 Actual	FY22 Actual*	FY23 Adopted
Personal Services	\$1,293,385	\$1,418,341	\$1,426,709	\$1,498,291
Operations	\$117,046	\$108,235	\$146,777	\$180,544
<b>OPERATING BUDGET</b>	<b>\$1,410,431</b>	<b>\$1,526,576</b>	<b>\$1,573,486</b>	<b>\$1,678,835</b>
Capital Budget	-	20,892	137,502	73,200
<b>DEPARTMENT TOTAL</b>	<b>\$1,410,431</b>	<b>\$1,547,468</b>	<b>\$1,710,988</b>	<b>\$1,752,035</b>
<b>% CHANGE</b>		<b>9.72%</b>	<b>10.57%</b>	<b>2.40%</b>

*\*Unaudited*

**Positions by Division**

		<b>FY21 Actual</b>	<b>FY22 Actual</b>	<b>FY23 Adopted</b>
<b>290-1000 Tax Assessor</b>	<b>FT/PT</b>	<b>27/0</b>	<b>26/0</b>	<b>27/0</b>
Administrative Assistant		1	1	1
Administrative Manager		1	1	1
Appraisal Technician		4	4	4
Appraiser I-Real Property**		9	9	9
Appraiser I-Personal Property***		1	1	2
Appraiser II- Real Property		2	2	2
Appraiser II- Personal Property		1	1	1
Appraiser III- Real Property		1	1	1
Appraiser III- Personal Property*		1	0	0
Chief Appraiser		1	1	1
Commercial Property Manager		1	1	1
Deputy Chief Appraiser		1	1	1
GIS Technician**		1	1	1
Personal Property Manager		1	1	1
Residential Property Manager		1	1	1
<b>Total Full Time/Part Time Positions</b>		<b>27/0</b>	<b>26/0</b>	<b>27/0</b>



\* One (1) Appraiser III (G16) deleted in FY20.



\*\*One Appraiser-Real Property (G14) and one (1) GIS Technician (G14) added in FY19.



\*\*\* One (1) Appraiser I - Personal Property Auditor (G14) added in FY23

**Program Description:**

Besides being responsible for the proper accounting of all taxable and non-taxable property, we require the five-member board to maintain uniformity of assessments, hear and rule on taxpayer appeals and adjudicate matters referred by the Tax Commissioner. Genre matters include rulings and eligibility for homestead exemption, taxability, certain adjustments and refunds. The Council appoints the board members.

<b>Goal:</b>	 	<b>The Muscogee County Board of Assessors strives to compile an accurate, uniform and timely Tax Digest meeting the requirements of the Department of Revenue and State Statute.</b>		
<b>Objective:</b>		<b>To comply with the Department of Revenue's requirements for an acceptable tax digest.</b>		
<b>Performance Indicators:</b>		<b>FY21 Actual</b>	<b>FY22 Actual</b>	<b>FY23 Projected</b>
Number of real estate parcels, personal property accounts, and mobile home accounts.		<b>84,900</b>	<b>82,509</b>	<b>85,000</b>
<b>Objective:</b>		<b>To achieve a current and accurate ownership records for current billing.</b>		
<b>Performance Indicators:</b>		<b>FY21 Actual</b>	<b>FY22 Actual</b>	<b>FY23 Projected</b>
Number of ownership records updated annually.		<b>7,160</b>	<b>6,906</b>	<b>7,231</b>

<b>Goal:</b>	 	<b>The Muscogee County Board of Assessors strives to maintain accurate property characteristics to ensure that all property records are correct.</b>		
<b>Objective:</b>		<b>To process permits, audits and field reviews in an accurate and efficient manner.</b>		
<b>Performance Indicators:</b>		<b>FY21 Actual</b>	<b>FY22 Actual</b>	<b>FY23 Projected</b>
Number of permits processed for Commercial & Residential Additions, new construction, demolitions etc.		<b>4,875</b>	<b>4,915</b>	<b>5,000</b>
Number of field reviews incl. sold properties (Commercial & Residential) updating records and values if warranted		<b>2,500</b>	<b>2,488</b>	<b>2,500</b>

<b>Goal:</b>	 	<b>The Muscogee County Board of Assessors strives to have accurate ownership records to ensure that all correspondence is mailed to the proper owner.</b>		
<b>Objective:</b>		<b>To maintain current ownership records.</b>		
<b>Performance Indicators:</b>		<b>FY21 Actual</b>	<b>FY22 Actual</b>	<b>FY23 Projected</b>
Number of deeds processed		<b>7,160</b>	<b>7,188</b>	<b>7,231</b>

**Capital Outlay: \$73,200**

- One (1) Mobile Cama Solution - \$11,200
- Two (2) Full-Size Impalas (replacements) - \$62,000





Elections and Registrations

## Elections and Registration

### DEPARTMENT MISSION STATEMENT

To obtain and maintain the registration of eligible citizens and to administer and supervise the conduct of all elections and primaries in Muscogee County in a timely, accurate and efficient manner.

#### Expenditures By Division

	FY20 Actual	FY21 Actual	FY22 Actual*	FY23 Adopted
2902000 Elections & Registrations	\$848,048	\$916,979	\$1,100,748	\$1,362,421
<b>DEPARTMENT TOTAL</b>	<b>\$848,048</b>	<b>\$916,979</b>	<b>\$1,100,748</b>	<b>\$1,362,421</b>
<b>% CHANGE</b>		<b>8.13%</b>	<b>20.04%</b>	<b>23.77%</b>

*\*Unaudited*

#### Expenditures By Category

	FY20 Actual	FY21 Actual	FY22 Actual*	FY23 Adopted
Personal Services	\$605,185	\$605,626	\$716,453	\$739,451
Operations	\$218,818	\$309,076	\$384,295	\$622,970
<b>OPERATING BUDGET</b>	<b>\$824,003</b>	<b>\$914,702</b>	<b>\$1,100,748</b>	<b>\$1,362,421</b>
Capital Budget	24,045	2,277	-	-
<b>DEPARTMENT TOTAL</b>	<b>\$848,048</b>	<b>\$916,979</b>	<b>\$1,100,748</b>	<b>\$1,362,421</b>
<b>% CHANGE</b>		<b>8.13%</b>	<b>20.04%</b>	<b>23.77%</b>

*\*Unaudited*

**Positions by Division**


	<b>FY21 Actual</b>	<b>FY22 Actual</b>	<b>FY23 Adopted</b>
<b>290-2000 Elections &amp; Registrations</b>	<b>6/8</b>	<b>6/8</b>	<b>7/8</b>
Asst Elections & Registrations Director	1	1	1
Board Members (PT)	5	5	5
Election Technician**	3	3	4
Election Technician-PT*	3	3	3
Elections & Registrations Director	1	1	1
Elections Clerk (Temporary)	1	1	1
Elections Specialist	1	1	1
<b>TOTAL</b>	<b>FT/PT</b>	<b>6/8</b>	<b>6/8</b>
		<b>6/8</b>	<b>7/8</b>


\* Three (3) Election Technician - PT (G11) added in FY19.


\*\* One (1) new Elections Technician (G10) added in FY22

**Program Description:**

Besides administering and supervising the conduct of all elections and primaries in Muscogee County, the Board conducts the process of obtaining and maintaining the registration of eligible citizens. The Council appoints the board members.

<b>Goal:</b>		<b>To obtain and maintain the registration of eligible citizens; provide access to the electoral process for citizens and candidates; administer and supervise conduct of elections and primaries.</b>		
<b>Objective:</b>		<b>To perform required list maintenance procedures for the voter registration list to include NCOA, confirmation notices, vital records, and felon lists.</b>		
<b>Performance Indicators:</b>		<b>FY21 Actual</b>	<b>FY22 Actual</b>	<b>FY23 Projected</b>
Number of records		15,143	13,697	12,000

<b>Goal:</b>		<b>To provide accurate districting information for maps, voters, and elected officials in preparation for decennial census in 2020 and to utilize GIS to accomplish distribution of information.</b>		
<b>Objective:</b>		<b>To coordinate work with GIS to ensure proper street placement of district representative lines for local, state, and federal offices.</b>		
<b>Performance Indicators:</b>		<b>FY21 Actual</b>	<b>FY22 Actual</b>	<b>FY23 Projected</b>
Number of records		987	1,753	2,200

<b>Goal:</b>		<b>To protect acquisition of new voting equipment by routinely testing and maintaining voting equipment to have units available for elections.</b>		
<b>Objective:</b>		<b>To decrease the number of voting units that need repair.</b>		
<b>Performance Indicators:</b>		<b>FY21 Actual</b>	<b>FY22 Actual</b>	<b>FY23 Projected</b>
Number of available units		427	378	400



**Police Department**

**Police**

**DEPARTMENT MISSION STATEMENT**

The Columbus Police Department will deliver effective and responsive law enforcement to all citizens of the City of Columbus in a fair and equitable manner. As an integral part of the Columbus Community, we are committed to communicate with those we serve and to join with them in establishing priorities to enhance the quality of life for the entire community.

**Expenditures By Division**

	<b>FY20</b>	<b>FY21</b>	<b>FY22</b>	<b>FY23</b>
	<b>Actual</b>	<b>Actual</b>	<b>Actual*</b>	<b>Adopted</b>
4001000 Office of the Chief	\$959,399	\$1,087,926	\$1,242,990	\$1,343,950
4002100 Intelligence/Vice	\$1,268,564	\$1,318,191	\$1,353,208	\$1,580,270
4002200 Support Services	\$2,320,211	\$2,543,385	\$2,162,884	\$2,870,578
4002300 Field Operations	\$8,761,852	\$11,349,167	\$10,291,549	\$11,609,884
4002400 Office of Professional Standards	\$528,559	\$545,340	\$559,498	\$540,548
4002500 METRO Drug Task	\$199,114	\$159,744	\$0	\$0
4002700 Special Operations	\$31,811	\$37,771	\$46,233	\$33,500
4002800 Administrative	\$1,167,433	\$1,028,317	\$1,112,866	\$1,109,332
4002900 Training	\$370,718	\$538,948	\$606,471	\$586,918
4003230 Motor Transport	\$1,412,885	\$1,545,291	\$1,731,881	\$1,547,540
4003320 Investigative Services	\$5,237,131	\$6,421,995	\$6,286,825	\$6,674,382
<b>DEPARTMENT TOTAL</b>	<b>\$22,257,677</b>	<b>\$26,576,075</b>	<b>\$25,394,404</b>	<b>\$27,896,902</b>
<b>% CHANGE</b>		<b>19.40%</b>	<b>-4.45%</b>	<b>9.85%</b>

*\*Unaudited*

**Expenditures By Category**

	<b>FY20</b>	<b>FY21</b>	<b>FY22</b>	<b>FY23</b>
	<b>Actual</b>	<b>Actual</b>	<b>Actual*</b>	<b>Adopted</b>
Personal Services	\$19,812,104	\$23,504,767	\$22,625,320	\$24,837,036
Operations	\$2,376,856	\$2,483,844	\$2,583,404	\$3,059,866
<b>OPERATING BUDGET</b>	<b>\$22,188,960</b>	<b>\$25,988,611</b>	<b>\$25,208,724</b>	<b>\$27,896,902</b>
Capital Budget	\$68,717	587,464.00	185,680.00	-
<b>DEPARTMENT TOTAL</b>	<b>\$22,257,677</b>	<b>\$26,576,075</b>	<b>\$25,394,404</b>	<b>\$27,896,902</b>
<b>% CHANGE</b>		<b>19.40%</b>	<b>-4.45%</b>	<b>9.85%</b>

*\*Unaudited*

**Personnel Summary: Authorized Positions**

	<b>FY21</b>	<b>FY22</b>	<b>FY23</b>
<b>All Police Positions are Full Time</b>	<b>Actual</b>	<b>Actual</b>	<b>Adopted</b>
<b>400-1000 Administration</b>	<b>10</b>	<b>11</b>	<b>11</b>
Accounting Clerk	1	1	1
Administrative Assistant	2	2	2
Administrative Clerk II	1	1	1
Administrative Secretary	1	1	1
Chief of Police	1	1	1
Chief of Staff/Public Information Officer	0	1	0
Deputy Chief of Police	1	1	1
Director of Community Affairs	0	0	1
Police Finance Manager	1	1	1
Police Lieutenant	1	1	1
Police Sergeant	1	1	1
<b>400-2100 Intelligence/Vice</b>	<b>25</b>	<b>25</b>	<b>25</b>
Asset Forfeiture Coordinator	1	1	1
Police Captain	1	1	1
Police Corporal	11	11	11
Police Officer	8	8	8
Police Sergeant	4	4	4
<b>400-2200 Support Services</b>	<b>42</b>	<b>42</b>	<b>46</b>
Administrative Secretary	1	1	1
Administrative Technician	0	0	1
Building Crew Leader	1	1	1
Building Service Worker	3	3	3
Command Sergeant	1	1	1
Criminal Records Technician*****	16	16	19
Police Cadet	1	1	1
Police Captain	1	1	1
Police Corporal	4	4	4
Police Major	1	1	1
Police Officer	10	10	10
Police Sergeant	1	1	1
Records Manager	1	1	1
Records Supervisor	1	1	1
<b>400-2300 Field Operations</b>	<b>217</b>	<b>219</b>	<b>219</b>
Administrative Clerk I	1	1	1
Administrative Secretary	1	1	1
Command Sergeant	2	2	2
Police Captain	3	3	3
Police Corporal	27	31	31
Police Lieutenant	7	9	9
Police Major	1	1	1
Police Officer****	155	152	152
Police Sergeant	20	19	19

**Positions by Division**

	<b>FY21 Actual</b>	<b>FY22 Actual</b>	<b>FY23 Adopted</b>
<b>400-2400 Office of Professional Standards</b>	<b>8</b>	<b>8</b>	<b>8</b>
Administrative Secretary	1	1	1
Crime Analyst**	3	3	3
Police Lieutenant	1	1	1
Police Major	1	1	1
Police Sergeant	2	2	2
<b>400-2500 METRO Drug Task Force</b>	<b>3</b>	<b>3</b>	<b>3</b>
Police Corporal	2	2	2
Police Lieutenant	1	1	1
<b>400-2800 Administrative Services</b>	<b>21</b>	<b>16</b>	<b>16</b>
Accounting Clerk	1	1	1
Administrative Secretary	2	2	2
Criminal Records Technician	1	0	0
Facility Maintenance Technician	1	0	0
Police Captain	1	1	1
Police Corporal	3	3	3
Employment Coordinator*****	1	1	1
Police Lieutenant	1	0	0
Police Major	1	1	1
Police Officer	5	5	5
Police Sergeant	4	2	2
<b>400-2900 CPD Training</b>	<b>0</b>	<b>7</b>	<b>7</b>
Police Lieutenant	0	1	1
Police Corporal	0	2	2
Police Sergeant	0	2	2
Facility Maintenance Technician	0	1	1
Criminal Records Technician	0	1	1
<b>400-3320 Investigative Services</b>	<b>99</b>	<b>96</b>	<b>96</b>
Administrative Clerk I	3	3	3
Administrative Secretary	1	1	1
Computer Forensic Analyst***	0	1	1
Criminal Records Technician	1	1	1
Police Captain	1	1	1
Police Corporal	55	55	55
Police Lieutenant	7	5	5
Police Major	1	1	1
Police Officer	6	4	4
Police Sergeant	24	24	24
<b>Total Full Time Positions</b>	<b>425</b>	<b>427</b>	<b>428</b>

*\*\*One (1) Crime Analyst (G16) added in FY19.*

*\*\*\* One (1) Computer Forensic Analyst (G16) added in FY20.*

*\*\*\*\* One (1) Police Officer (PS14) unfunded in FY20.*

*\*\*\*\*\* One (1) Police HR Technician (G12) reclassified to Employment Coordinator (G14) in FY21.*

*New unit, CPD Training, unit 2900, added in FY20.*

*\*\*\*\*\* One (1) Criminal Records Technician (G10) reclassified to One (1 ) Open Records Compliance Coordinator (G14) and One (1) Criminal Records Technician (G10) reclassified to Administrative Secretary (G10) (Title Change Only) in FY22*

*\*\*\*\*\* One (1) Chief of Staff/Public Information Officer (PS20) reclassified to Director of Community Affairs (PS23) in FY23*

*\*\*\*\*\* One (1) Criminal Records Technician (G10) added in FY23*



*\*\*\*\*\* One (1) Administrative Technician (G12) added in FY23*



## Chief of Police

**Program Description:**


The Office of the Chief of Police is a functional area of the Police Department that encompasses several activities other than those of the chief administrative officer. The division is the primary administrative section of the Police Department that provides guidance and control over the activities of the department and develops rules and regulations, policies and procedures that are necessary to insure its proper operation.

<b>Goal</b>		<b>To provide police services in an effective, fair, and unbiased manner with professional, well-trained, educated officers operating with integrity and high ethical standards.</b>		
<b>Objective:</b>	<b>Conduct daily meetings of the Command Staff to monitor the progress of investigations, programs, projects and current activities.</b>			
<b>Performance Indicators:</b>		<b>FY21 Actual</b>	<b>FY22 Actual</b>	<b>FY23 Projected</b>
Number of Staff Meetings		248	200	250
<b>Objective:</b>	<b>Conduct quarterly goals and objectives review sessions with the Command Staff</b>			
<b>Performance Indicators:</b>		<b>FY21 Actual</b>	<b>FY22 Actual</b>	<b>FY23 Projected</b>
Number of G&O Review Sessions		4	4	10
<b>Goal</b>		<b>Perform systematic analysis for identifying and analyzing patterns and trends in crime and disorder in order to deploy resources in a more effective manner, and assist in identifying and apprehending suspects.</b>		
<b>Objective:</b>	<b>Prepare monthly crime analysis reports on criminal activity.</b>			
<b>Performance Indicators:</b>		<b>FY21 Actual</b>	<b>FY22 Actual</b>	<b>FY23 Projected</b>
Number of crime analysis reports		11	12	20
<b>Goal</b>	<b>Develop a budget that adequately supports law enforcement objectives while maintaining fiscal accountability.</b>			
<b>Objective:</b>	<b>Monitor and review the Departmental Budget status reports with the Command Staff.</b>			
<b>Performance Indicators:</b>		<b>FY21 Actual</b>	<b>FY22 Actual</b>	<b>FY23 Projected</b>
Number of monthly budget reviews conducted		11	12	20

## Vice/Intelligence

### Program Description:






Vice/Intelligence is responsible for documenting and investigating persons involved in criminal activity. Such criminal activity will include illegal use, sale, distribution and trafficking of drugs (controlled substances), prostitution, illegal gambling, illegal use, sale and/or distribution of alcohol, or firearms, manufacture, sale and/or distribution of obscene or pornographic material and organized criminal activities or any activity which involves offenses for profit or undermines the stability or welfare of the community.



<b>Goal</b>		<b>Enforce all laws in a professional, fair and equitable manner while protecting the rights of each citizen.</b>		
<b>Objective:</b>	<b>File condemnation documents on \$75,000 in currency.</b>			
<b>Performance Indicators:</b>		<b>FY21 Actual</b>	<b>FY22 Actual</b>	<b>FY23 Projected</b>
Value of Assets in Currency filed on		<b>\$146,136</b>	<b>\$127,128</b>	<b>\$130,000</b>
<b>Objective:</b>	<b>File condemnation forfeiture documents on \$50,000 in property.</b>			
<b>Performance Indicators:</b>		<b>FY21 Actual</b>	<b>FY22 Actual</b>	<b>FY23 Projected</b>
Value of Assets in Property filed on		<b>\$48,575</b>	<b>\$109,940</b>	<b>\$128,129</b>
<b>Objective:</b>	<b>Conduct 200 checks of business that are licensed to sell alcohol.</b>			
<b>Performance Indicators:</b>		<b>FY21 Actual</b>	<b>FY22 Actual</b>	<b>FY23 Projected</b>
Number of business checked		<b>202</b>	<b>155</b>	<b>189</b>
<b>Objective:</b>	<b>File condemnation documents on all seized vehicles.</b>			
<b>Performance Indicators:</b>		<b>FY21 Actual</b>	<b>FY22 Actual</b>	<b>FY23 Projected</b>
Number of vehicles seized		<b>14</b>	<b>15</b>	<b>25</b>
<b>Objective:</b>	<b>Conduct five (5) details to investigate prostitution/pandering activity.</b>			
<b>Performance Indicators:</b>		<b>FY21 Actual</b>	<b>FY22 Actual</b>	<b>FY23 Projected</b>
Number of Prostitution/Pandering Arrests		<b>14</b>	<b>12</b>	<b>20</b>
<b>Objective:</b>	<b>Investigate, document, prosecute all cases made in high crime areas or cases that involve illegal narcotics, legal narcotics being used in an illicit manner and GA law violations involving gambling, alcohol and prostitution.</b>			
<b>Performance Indicators:</b>		<b>FY21 Actual</b>	<b>FY22 Actual</b>	<b>FY23 Projected</b>
Number of Cases Made		<b>6,789</b>	<b>3,171</b>	<b>3,759</b>

## Support Services

### Program Description:

The Bureau of Support Services provides a variety of support functions for the entire Department. It includes the state-of-the-art 911 Center; the Quartermaster, where all supplies are maintained; Motor Transport where all rolling stock is monitored; Property and Evidence where evidence and recovered property is stored and protected; and the Central Records Unit where tens of thousands of reports, warrants and other documents are maintained.




<b>Goal</b>		<b>To provide documentation and criminal justice data entry services in compliance with Federal, State and local requirements.</b>			
<b>Objective:</b>		<b>To process and store all police incident reports.</b>			
<b>Performance Indicators:</b>		<b>FY21</b>	<b>FY22</b>	<b>FY23</b>	
		<b>Actual</b>	<b>Actual</b>	<b>Projected</b>	
Number of reports processed		56,418	60,905	65,716	
<b>Objective:</b>		<b>To process and provide all pre-employment criminal history inquiries for businesses and the community.</b>			
<b>Performance Indicators:</b>		<b>FY21</b>	<b>FY22</b>	<b>FY23</b>	
		<b>Actual</b>	<b>Actual</b>	<b>Projected</b>	
Number of inquiries		3,164	1,836	2,000	
<b>Objective:</b>		<b>Process and enter data into the new Record Management System (RMS) from all incident, supplement, and arrest reports for criminal analysis purposes.</b>			
<b>Performance Indicators:</b>		<b>FY21</b>	<b>FY22</b>	<b>FY23</b>	
		<b>Actual</b>	<b>Actual</b>	<b>Projected</b>	
Number of records added to RMS		215,806	349,712	371,394	
<b>Goal</b>	 	<b>Maintain twenty-four hours a day police services at the Public Safety Building for the community.</b>			
<b>Objective:</b>		<b>To respond to all citizens' requests for police services (reports, criminal histories, fingerprinting, identification cards and permits, etc.)</b>			
<b>Performance Indicators:</b>		<b>FY21</b>	<b>FY22</b>	<b>FY23</b>	
		<b>Actual</b>	<b>Actual</b>	<b>Projected</b>	
Number of counter services provided		60,734	51,984	62,000	
<b>Goal</b>	 	<b>To maintain, process and distribute equipment, materials, evidence and other property in accordance with departmental policies and state and local laws.</b>			
<b>Objective:</b>		<b>To issue and receive all equipment requests from employees.</b>			
<b>Performance Indicators:</b>		<b>FY21</b>	<b>FY22</b>	<b>FY23</b>	
		<b>Actual</b>	<b>Actual</b>	<b>Projected</b>	
Number of Requests for equipment		36,192	34,756	38,000	


<b>Goal</b>	 	<b>To receive, process and dispose of all property, evidence, and contraband in accordance with proper guidelines.</b>		
<b>Objective:</b>		<b>Track the number of all cases involving the intake and processing of property and/or evidence.</b>		
<b>Performance Indicators:</b>		<b>FY21 Actual</b>	<b>FY22 Actual</b>	<b>FY23 Projected</b>
Number of Property/Evidence cases		<b>23,622</b>	<b>18,645</b>	<b>25,000</b>

## Field Operations

### Program Description:

The Bureau of Field Operations is the largest of the Department's bureaus. This Bureau provides primary police services to the community as first responders for any request for police assistance by providing emergency responses and preventive patrols. The Bureau includes a Tactical Unit that is trained to handle special functions as well as normal patrol duties. In addition, they work closely with various community organizations fighting drugs and crimes in their own neighborhoods. The bicycle patrol concentrates on the Riverwalk, Cooper Creek Park, South Commons and those other areas where they blend in with the relaxed activities.


<b>Goal</b>		<b>To develop safer roadways throughout the City while providing efficient, professional police service in an effective and unbiased manner.</b>		
<b>Objective:</b>		<b>Conduct 25 details on major highways in the city focusing on speeding violations.</b>		
<b>Performance Indicators:</b>		<b>FY21 Actual</b>	<b>FY22 Actual</b>	<b>FY23 Projected</b>
Speeding details conducted		26	26	30
<b>Objective:</b>		<b>Conduct a minimum of 12 traffic checkpoints focused on DUI, seat belts, drivers' licenses, or proof of insurance.</b>		
<b>Performance Indicators:</b>		<b>FY21 Actual</b>	<b>FY22 Actual</b>	<b>FY23 Projected</b>
Traffic checkpoints conducted		1	24	30
<b>Objective:</b>		<b>Conduct twenty-four details in selected school zones concentrating on speeding violations.</b>		
<b>Performance Indicators:</b>		<b>FY21 Actual</b>	<b>FY22 Actual</b>	<b>FY23 Projected</b>
School zone details conducted		24	26	30
<b>Goal</b>		<b>Develop a safe community by enforcing all laws in a fair and equitable manner while protecting the rights of each citizen.</b>		
<b>Objective:</b>		<b>Investigate all criminal offenses and prosecute all criminal offenders.</b>		
<b>Performance Indicators:</b>		<b>FY21 Actual</b>	<b>FY22 Actual</b>	<b>FY23 Projected</b>
Number of criminal arrests		21,895	18,786	20,000
<b>Goal</b>		<b>To provide professional and efficient police services in an effective, fair and unbiased manner with well-trained, educated officers operating with integrity and high ethical standards.</b>		
<b>Objective:</b>		<b>Respond to all calls and self-initiated contacts for police service.</b>		
<b>Performance Indicators:</b>		<b>FY21 Actual</b>	<b>FY22 Actual</b>	<b>FY23 Projected</b>
Number of Patrol Officer responses to calls		340,013	373,213	360,000

<b>Goal</b>		<b>To provide specialized operations and details focusing on high crime areas and activities.</b>		
<b>Objective:</b>		<b>Make assignments per shift detailing patrol officers to specifically ride areas with high incidences of business burglaries.</b>		
<b>Performance Indicators:</b>		<b>FY21 Actual</b>	<b>FY22 Actual</b>	<b>FY23 Projected</b>
Number of Special Details		<b>123</b>	<b>494</b>	<b>250</b>

## Office of Professional Standards

### Program Description:

The Office of Professional Standards acts as the internal affairs unit of the Department. They play a pivotal role in preserving the integrity of the Department by investigating major complaints against officers. The unit also assures that the Department is in compliance with specific standards to maintain national and state accreditation. Only two percent of the police agencies in country are accredited.

<b>Goal</b>		<b>Provide police services in an effective, fair, and unbiased manner with professional, well-trained, educated officers operating with integrity and high ethical standards.</b>		
<b>Objective:</b>	<b>Track all Use of Force incidents involving departmental employees for compliance with policy and procedure</b>			
<b>Performance Indicators:</b>		<b>FY21 Actual</b>	<b>FY22 Actual</b>	<b>FY23 Projected</b>
Number of Use of Force incidents		79	80	90
<b>Objective:</b>	<b>Track all complaints against the department and departmental employees for compliance with policy and procedure.</b>			
<b>Performance Indicators:</b>		<b>FY21 Actual</b>	<b>FY22 Actual</b>	<b>FY23 Projected</b>
Number of Complaints		49	52	55
<b>Objective:</b>	<b>Investigate all cases assigned by Chief of Police.</b>			
<b>Performance Indicators:</b>		<b>FY21 Actual</b>	<b>FY22 Actual</b>	<b>FY23 Projected</b>
Number of cases investigated		10	14	18
<b>Objective:</b>	<b>Conduct research projects, grants, and other tasks assigned by the Command Staff.</b>			
<b>Performance Indicators:</b>		<b>FY21 Actual</b>	<b>FY22 Actual</b>	<b>FY23 Projected</b>
Number of projects, grants and other assignments		128	116	160
<b>Objective:</b>	<b>Meet or exceed the 273 Mandatory standards set for compliance by the Commission on Accreditation for Law Enforcement Agencies</b>			
<b>Performance Indicators:</b>		<b>FY21 Actual</b>	<b>FY22 Actual</b>	<b>FY23 Projected</b>
Number of mandatory standards met or exceeded		460	460	460

## **Metro Drug Task Force**

### **Program Description:**

This Office is responsible for the enforcement of Drug Violations and organized crime violations on a regional basis. The two Columbus Police Department's Officers assigned are members of a task force comprising five (5) municipal and county jurisdictions.

## **Police Special Operations Account**

### **Program Description:**




The Special Operations Unit is a new division set up to be the cost center for special operations expenditures.



## Administrative Services

**Program Description:**


Bureau of Administrative Services maintains training, community relations and safety programs for the Department. All officers are trained in one of Georgia's few in-house Police Training Units. They oversee recruit and in-service training using a unit that is comprised of certified training instructors. In addition, many other officers in the Department are certified instructors and are used to supplement the training staff in certain police specialties. The Training Unit also maintains the pistol and shotgun ranges, as well as the FATS training equipment. The firing ranges are used by more than 34 different local, state and federal agencies for firearms training and qualification. Administrative Services also maintains the D.A.R.E. and Neighborhood Watch programs.

<b>Goal</b>		<b>To develop, implement, and maintain the educational programs and events designed to enhance the department's commitment to the proactive approach to policing.</b>								
<b>Objective:</b> Provide a minimum of 340 Crime Prevention presentations to the public.										
<b>Performance Indicators:</b>		<table style="width: 100%; border-collapse: collapse;"> <tr> <td style="width: 33%;"></td> <td style="width: 16.5%; text-align: center;">FY21</td> <td style="width: 16.5%; text-align: center;">FY22</td> <td style="width: 16.5%; text-align: center;">FY23</td> </tr> <tr> <td></td> <td style="text-align: center;">Actual</td> <td style="text-align: center;">Actual</td> <td style="text-align: center;">Projected</td> </tr> </table>		FY21	FY22	FY23		Actual	Actual	Projected
	FY21	FY22	FY23							
	Actual	Actual	Projected							
Number of presentations to the public		<table style="width: 100%; border-collapse: collapse;"> <tr> <td style="width: 33%;"></td> <td style="width: 16.5%; text-align: center;">613</td> <td style="width: 16.5%; text-align: center;">560</td> <td style="width: 16.5%; text-align: center;">220</td> </tr> </table>		613	560	220				
	613	560	220							
<b>Objective:</b> Establish 10 new neighborhood watch programs.										
<b>Performance Indicators:</b>		<table style="width: 100%; border-collapse: collapse;"> <tr> <td style="width: 33%;"></td> <td style="width: 16.5%; text-align: center;">FY21</td> <td style="width: 16.5%; text-align: center;">FY22</td> <td style="width: 16.5%; text-align: center;">FY23</td> </tr> <tr> <td></td> <td style="text-align: center;">Actual</td> <td style="text-align: center;">Actual</td> <td style="text-align: center;">Projected</td> </tr> </table>		FY21	FY22	FY23		Actual	Actual	Projected
	FY21	FY22	FY23							
	Actual	Actual	Projected							
Number of new neighborhood watch programs		<table style="width: 100%; border-collapse: collapse;"> <tr> <td style="width: 33%;"></td> <td style="width: 16.5%; text-align: center;">17</td> <td style="width: 16.5%; text-align: center;">10</td> <td style="width: 16.5%; text-align: center;">12</td> </tr> </table>		17	10	12				
	17	10	12							
<b>Goal</b>		<b>To recruit and select qualified police applicants, maintain personnel records and ensure compliance with federal, state and local employment and payroll guidelines.</b>								
<b>Objective:</b> Track all personnel grievances relating to employees.										
<b>Performance Indicators:</b>		<table style="width: 100%; border-collapse: collapse;"> <tr> <td style="width: 33%;"></td> <td style="width: 16.5%; text-align: center;">FY21</td> <td style="width: 16.5%; text-align: center;">FY22</td> <td style="width: 16.5%; text-align: center;">FY23</td> </tr> <tr> <td></td> <td style="text-align: center;">Actual</td> <td style="text-align: center;">Actual</td> <td style="text-align: center;">Projected</td> </tr> </table>		FY21	FY22	FY23		Actual	Actual	Projected
	FY21	FY22	FY23							
	Actual	Actual	Projected							
Number of grievances		<table style="width: 100%; border-collapse: collapse;"> <tr> <td style="width: 33%;"></td> <td style="width: 16.5%; text-align: center;">4</td> <td style="width: 16.5%; text-align: center;">6</td> <td style="width: 16.5%; text-align: center;">10</td> </tr> </table>		4	6	10				
	4	6	10							
<b>Objective:</b> Recruit, process and investigate all police applicants in accordance with selection guidelines and criteria.										
<b>Performance Indicators:</b>		<table style="width: 100%; border-collapse: collapse;"> <tr> <td style="width: 33%;"></td> <td style="width: 16.5%; text-align: center;">FY21</td> <td style="width: 16.5%; text-align: center;">FY22</td> <td style="width: 16.5%; text-align: center;">FY23</td> </tr> <tr> <td></td> <td style="text-align: center;">Actual</td> <td style="text-align: center;">Actual</td> <td style="text-align: center;">Projected</td> </tr> </table>		FY21	FY22	FY23		Actual	Actual	Projected
	FY21	FY22	FY23							
	Actual	Actual	Projected							
Applicants processed		<table style="width: 100%; border-collapse: collapse;"> <tr> <td style="width: 33%;"></td> <td style="width: 16.5%; text-align: center;">452</td> <td style="width: 16.5%; text-align: center;">540</td> <td style="width: 16.5%; text-align: center;">500</td> </tr> </table>		452	540	500				
	452	540	500							
<b>Goal</b>		<b>Develop a safe community through crime prevention, education, innovative and proactive programs.</b>								
<b>Objective:</b> Utilize the Gang Resistance and Education Training (G.R.E.A.T.) Program to educate all 7th grade students in Muscogee County.										
<b>Performance Indicators:</b>		<table style="width: 100%; border-collapse: collapse;"> <tr> <td style="width: 33%;"></td> <td style="width: 16.5%; text-align: center;">FY21</td> <td style="width: 16.5%; text-align: center;">FY22</td> <td style="width: 16.5%; text-align: center;">FY23</td> </tr> <tr> <td></td> <td style="text-align: center;">Actual</td> <td style="text-align: center;">Actual</td> <td style="text-align: center;">Projected</td> </tr> </table>		FY21	FY22	FY23		Actual	Actual	Projected
	FY21	FY22	FY23							
	Actual	Actual	Projected							
Number of students		<table style="width: 100%; border-collapse: collapse;"> <tr> <td style="width: 33%;"></td> <td style="width: 16.5%; text-align: center;">2,522</td> <td style="width: 16.5%; text-align: center;">575</td> <td style="width: 16.5%; text-align: center;">1,000</td> </tr> </table>		2,522	575	1,000				
	2,522	575	1,000							

## CPD Training

### Program Description:


The CPD Training Unit provides police services in an effective, fair and unbiased manner with professional, well-trained and educated officers operating with integrity and high ethical standards.

<b>Goal</b>		<b>Provide police services in an effective, fair and unbiased manner with professional, well trained and educated officers operating with integrity and high ethical standards.</b>		
<b>Objective:</b>	<b>Provide a minimum of 24 hour of In-Service Training to all sworn officers.</b>			
<b>Performance Indicators:</b>		<b>FY21</b>	<b>FY22</b>	<b>FY23</b>
		<b>Actual</b>	<b>Actual</b>	<b>Projected</b>
Number of officers trained		389	450	460
<b>Objective:</b>	<b>Provide a minimum of 600 hours of Recruit Training to all police officers who successfully complete the P.O.S.T. Basic Law Enforcement Training.</b>			
<b>Performance Indicators:</b>		<b>FY21</b>	<b>FY22</b>	<b>FY23</b>
		<b>Actual</b>	<b>Actual</b>	<b>Projected</b>
Number of officers completing recruit training		51	75	76
<b>Objective:</b>	<b>Arrange for and provide advanced and specialized training for officers.</b>			
<b>Performance Indicators:</b>		<b>FY21</b>	<b>FY22</b>	<b>FY23</b>
		<b>Actual</b>	<b>Actual</b>	<b>Projected</b>
Number of officers attending advanced training		566	475	500

## Motor Transport

**Program Description:**


The Motor Transport Unit maintains an inventory of all police vehicles. This includes patrol cars, motorcycles, the bomb trainer and utility trucks. The Police Department is concerned with prompt and efficient maintenance, by keeping more officers in service and available to respond.

<b>Goal</b>		<b>To maintain, control and assign all police fleet vehicles in accordance with City policy and guidelines.</b>		
<b>Objective:</b>	<b>To provide fleet management services for all marked patrol vehicles.</b>			
		<b>FY21</b>	<b>FY22</b>	<b>FY23</b>
<b>Performance Indicators:</b>		<b>Actual</b>	<b>Actual</b>	<b>Projected</b>
Number of patrol vehicles maintained		345	345	345
<b>Objective:</b>	<b>To provide fleet management for all administrative and detective vehicles.</b>			
		<b>FY21</b>	<b>FY22</b>	<b>FY23</b>
<b>Performance Indicators:</b>		<b>Actual</b>	<b>Actual</b>	<b>Projected</b>
Number of Admin and Detective vehicles		153	153	153
<b>Objective:</b>	<b>To provide fleet management for all police motorcycles.</b>			
		<b>FY21</b>	<b>FY22</b>	<b>FY23</b>
<b>Performance Indicators:</b>		<b>Actual</b>	<b>Actual</b>	<b>Projected</b>
Number of police motorcycles maintained		22	22	22
<b>Objective:</b>	<b>To provide fleet management for all Police Department trucks and vans.</b>			
		<b>FY21</b>	<b>FY22</b>	<b>FY23</b>
<b>Performance Indicators:</b>		<b>Actual</b>	<b>Actual</b>	<b>Projected</b>
Number of trucks and vans maintained		23	23	23
<b>Objective:</b>	<b>To provide fleet management services for all police scooters and ATVs.</b>			
		<b>FY21</b>	<b>FY22</b>	<b>FY23</b>
<b>Performance Indicators:</b>		<b>Actual</b>	<b>Actual</b>	<b>Projected</b>
Number of scooters/ATVs maintained		15	15	15

## Investigative Services

### Program Description:

The Bureau of Investigative Services investigates major crimes, monitors gang activities and conducts juvenile activities. The Bureau has specialized units such as the Gang Task Force and Juvenile Division unit, which works with the Muscogee County School District in mentoring and supervising youthful offenders. This Bureau also has utilized the GREAT (Gang Resistance Education and Training) program in the school system to educate teens to the problems of gangs.

<b>Goal</b>		<b>Enforce all laws in a professional, fair and equitable manner while protecting the rights of each citizen.</b>		
<b>Objective:</b>	<b>Investigate all homicides.</b>			
<b>Performance Indicators:</b>		<b>FY21 Actual</b>	<b>FY22 Actual</b>	<b>FY23 Projected</b>
Number of homicides investigated		30	37	31
<b>Objective:</b>	<b>Assign for follow-up all reports which meet the elements of burglary/theft.</b>			
<b>Performance Indicators:</b>		<b>FY21 Actual</b>	<b>FY22 Actual</b>	<b>FY23 Projected</b>
Number of burglary/theft cases assigned		1,095	1,240	3,424
<b>Objective:</b>	<b>Run background checks on all individuals who pawn firearms.</b>			
<b>Performance Indicators:</b>		<b>FY21 Actual</b>	<b>FY22 Actual</b>	<b>FY23 Projected</b>
Number of weapons pawned		3,997	3,925	3,900
<b>Objective:</b>	<b>Investigate all incidents involving vehicular theft and related incidents.</b>			
<b>Performance Indicators:</b>		<b>FY21 Actual</b>	<b>FY22 Actual</b>	<b>FY23 Projected</b>
Number of assigned vehicle theft cases		798	640	700
<b>Objective:</b>	<b>Enter all legible fingerprints into AFIS System.</b>			
<b>Performance Indicators:</b>		<b>FY21 Actual</b>	<b>FY22 Actual</b>	<b>FY23 Projected</b>
Number of fingerprint system entries		1,721	1,264	1,704
<b>Objective:</b>	<b>Conduct four warrant sweeps to reduce the number of outstanding warrants.</b>			
<b>Performance Indicators:</b>		<b>FY21 Actual</b>	<b>FY22 Actual</b>	<b>FY23 Projected</b>
Number of warrant sweeps conducted		4	2	4



## Fire & EMS

### DEPARTMENT MISSION STATEMENT

The mission of this department is to ensure a safe community to work and raise a family, by providing the most efficient response and mitigation of fires, hazardous materials, medical, natural disasters and other emergencies that threaten the welfare of our citizens.

### Expenditures By Division

	FY20 Actual	FY21 Actual	FY22 Actual*	FY23 Adopted
4101000 Chief	\$387,338	\$429,549	\$464,398	\$442,502
4102100 Operations	\$16,140,566	\$22,811,159	\$24,835,913	\$22,772,153
4102600 Special Operations	\$965,286	\$1,163,147	\$1,165,265	\$1,175,156
4102800 Administrative Services	\$858,319	\$940,578	\$928,386	\$971,776
4102900 Emergency Management	\$177,552	\$189,891	\$224,914	\$0
4103610 Logistics & Support	\$674,634	\$686,786	\$720,345	\$808,500
<b>DEPARTMENT TOTAL</b>	<b>\$19,203,695</b>	<b>\$26,221,110</b>	<b>\$28,339,220</b>	<b>\$26,170,087</b>
<b>% CHANGE</b>		<b>36.54%</b>	<b>8.08%</b>	<b>-7.65%</b>

\* Unaudited

### Expenditures By Category

	FY20 Actual	FY21 Actual	FY22 Actual*	FY23 Adopted
Personal Services	\$17,287,684	\$23,822,563	\$25,868,330	\$24,101,399
Operations	\$1,897,138	\$2,065,109	\$2,453,071	\$2,068,688
<b>OPERATING BUDGET</b>	<b>\$19,184,822</b>	<b>\$25,887,672</b>	<b>\$28,321,401</b>	<b>\$26,170,087</b>
Capital Budget	\$18,873	\$333,438	\$17,819	\$0
<b>DEPARTMENT TOTAL</b>	<b>\$19,203,695</b>	<b>\$26,221,110</b>	<b>\$28,339,220</b>	<b>\$26,170,087</b>
<b>% CHANGE</b>		<b>36.54%</b>	<b>8.08%</b>	<b>-7.65%</b>

\* Unaudited

**Positions by Division**

	<b>FY21 Actual</b>	<b>FY22 Actual</b>	<b>FY23 Adopted</b>
<b>410-1000 Chief</b>	<b>5</b>	<b>5</b>	<b>5</b>
Chief of Fire and EMS (Director)	1	1	1
Assistant Fire Chief	1	1	1
Fire Captain EMT	1	1	1
Fire Payroll Technician	1	1	1
Administrative Coordinator	1	1	1
<b>410-2100 Operations</b>	<b>332</b>	<b>331</b>	<b>332</b>
Deputy Fire Chief	1	1	1
Battalion Chief	9	9	9
Division Chief Health, Safety & Info Sys	1	1	1
Fire Captain Logistics	2	2	2
EMS Lieutenant	1	1	1
Fire Captain	23	23	23
Fire Lieutenant*****	40	40	41
Fire Sergeant	62	62	62
Firefighter/EMT/Fire Medic*	191	190	190
Administrative Secretary	2	2	2
<b>410-2600 Special Operations</b>	<b>11</b>	<b>10</b>	<b>10</b>
Deputy Fire Chief	1	1	1
Training Chief	1	1	1
Fire Captain Training/Paramedic Instructor	2	2	2
Lieutenant Training	5	5	5
Administrative Secretary***	2	1	1
<b>410-2800 Administrative Services</b>	<b>11</b>	<b>12</b>	<b>12</b>
Deputy Fire Chief	1	1	1
Fire Marshal	1	1	1
Assistant Fire Marshal	1	1	1
Lieutenant Fire Inspector**	3	4	4
Lieutenant Investigator	1	1	1
Fire Sergeant Investigations	3	3	3
Administrative Secretary	1	1	1
<b>410-2900 Emergency Management</b>	<b>2</b>	<b>2</b>	<b>2</b>
Emergency Management Deputy Director	1	1	0
EMA Planner	1	1	0
<b>410-3610 Logistics and Support</b>	<b>3</b>	<b>3</b>	<b>3</b>
Support Technician Logistics, Civilian	1	1	1
Lieutenant Logistics	1	1	1
Firefighter	1	1	1
<b>TOTAL</b>	<b>364</b>	<b>363</b>	<b>362</b>

\*\* One (1) Firefighter/EMT (PS14) reclassified to Lieutenant Fire Inspector (PS18) and move to unit 2800, Administrative Services in FY20.

\*\* One (1) Fire Payroll Technician (G12) reclassified to Employment Coordinator (G14) in FY21

\*\* \*Two (2) Administrative Secretary (G10) reclassified to Fire Payroll Technician (G12) in FY22

\*\*\*One (1) Fire Lieutenant (PS18) reclassified to Logistics Captain Emergency Apparatus Coordinator (PS20) in FY22

\*\*\*\*\* One (1) Fire Lieutenant (PS18) added in FY23

## Chief of Fire & EMS



### Program Description:


This division is responsible for the management of personnel and resources to effectively and efficiently accomplish the organizational goals of the Department of Fire and Emergency Medical Services.


### Fire/EMS Operations


### Program Description:

The Operations Division seeks to provide superior and quality fire protection services to the community. This service is predicated upon saving lives, protecting property, and preserving the environment.


<b>Goal:</b>		<b>Improve risk management practices to reduce work place injuries and exposures.</b>		
<b>Objective:</b>		<b>To reduce work place injures by 10% through quarterly monitoring to identify and address trends and areas of concern.</b>		
<b>Performance Indicators:</b>		<b>FY21 Actual</b>	<b>FY22 Actual</b>	<b>FY23 Projected</b>
Overall work related injuries and exposures will be reduces by 10%.		69	66	60
<b>Goal:</b>		<b>Improve the overall organizational wellness through access to peer fitness trainers.</b>		
<b>Objective:</b>		<b>Increase the number of department peer fitness trainers available for personnel needing additional assistance.</b>		
<b>Performance Indicators:</b>		<b>FY21 Actual</b>	<b>FY22 Actual</b>	<b>FY23 Projected</b>
Have 3 peer fitness trainers per squad to allow for		3	3	6
<b>Goal:</b>		<b>To provide quality patient care consistent with the established medical treatment protocols approved by the Medical Director.</b>		
<b>Objective:</b>		<b>To limit the number of minor patient care and documentation variances to less than 3% of all calls with zero (0) major variances</b>		
<b>Performance Indicators:</b>		<b>FY21 Actual</b>	<b>FY22 Actual</b>	<b>FY23 Projected</b>
Number of minor patient care and documentation variances is less than 3% of all calls		2%	1%	1%


<b>Goal:</b>		<b>To assess, treat and transport patients and reduce the time and damage of the effects of stroke, ST-elevation myocardial infarction (STEMI) and extensive trauma.</b>		
<b>Objective:</b>		<b>To recognize stroke, STEMI and extensive trauma and limit EMS transport unit on scene time within established limits.</b>		
<b>Performance Indicators:</b>		<b>FY21 Actual</b>	<b>FY22 Actual</b>	<b>FY23 Projected</b>
EMS transport unit on scene time for patients presenting with stroke is 15 minutes or less 90% of the time.		62%	71%	80%
EMS transport unit on scene time for patients presenting with STEMI is 15 minutes or less 90% of the time		59%	66%	80%
EMS transport unit on scene time for patients presenting with extensive trauma meeting trauma alert criteria is 10 minutes or less 90% of the time.		59%	74%	80%



<b>Goal:</b>		<b>To assess, treat and restart the heart of patients in cardiac arrest with a successful patient outcome</b>		
<b>Objective:</b>		<b>To restart the heart of a patient in cardiac arrest with the return of spontaneous circulation (ROSC) to increase chances for a survivable outcome - discharged alive from the hospital. (Per American Heart Association - Advanced Cardiac Life Support (ACLS) 2020 - U.S. Out of Hospital Cardiac Arrest Survival Rate is 10%)</b>		
<b>Performance Indicators:</b>		<b>FY21 Actual</b>	<b>FY22 Actual</b>	<b>FY23 Projected</b>
Percentage of units TOT to a medical call within 1 minute 90% of medical responses		n/a	82%	90%



<b>Goal:</b>		<b>To reduce the total number of re-inspections conducted due to life safety violations.</b>		
<b>Objective:</b>		<b>To track re-inspections on buildings identified as Special Hazards. There are</b>		
<b>Performance Indicators:</b>		<b>FY21 Actual</b>	<b>FY22 Actual</b>	<b>FY23 Projected</b>
The return of ROSC during EMS treatment of cardiac arrest is between 36% and 40%		36%	35%	37%
Successful patient outcomes from all cardiac arrest calls is between 9% and 12%		11%	6%	12%



<b>Goal:</b>		<b>To monitor the type of airway management paramedics are using during cardiac arrests to determine if refresher training is needed.</b>								
<b>Objective:</b>		<b>To have paramedic members of the agency to use endotracheal intubation (ET) over i-Gel insertion as ET is the standard and utilized in the hospital setting and critical care.</b>								
<b>Performance Indicators:</b>		<table border="1"> <thead> <tr> <th></th> <th>FY21 Actual</th> <th>FY22 Actual</th> <th>FY23 Projected</th> </tr> </thead> <tbody> <tr> <td>Endotracheal intubation is successfully performed during treatment of a cardiac arrest patient 90% of the time</td> <td>32%</td> <td>43%</td> <td>50%</td> </tr> </tbody> </table>		FY21 Actual	FY22 Actual	FY23 Projected	Endotracheal intubation is successfully performed during treatment of a cardiac arrest patient 90% of the time	32%	43%	50%
	FY21 Actual	FY22 Actual	FY23 Projected							
Endotracheal intubation is successfully performed during treatment of a cardiac arrest patient 90% of the time	32%	43%	50%							

<b>Goal:</b>		<b>To effectively respond to all emergencies within the appropriate time frames established by the department using established accreditation guidelines.</b>								
<b>Objective:</b>		<b>Initial responding fire apparatus to arrive within six (6) minutes of dispatch 90% of the time</b>								
<b>Performance Indicators:</b>		<table border="1"> <thead> <tr> <th></th> <th>FY21 Actual</th> <th>FY22 Actual</th> <th>FY23 Projected</th> </tr> </thead> <tbody> <tr> <td>Percent of calls that are within the identified parameters</td> <td>85%</td> <td>75%</td> <td>90%</td> </tr> </tbody> </table>		FY21 Actual	FY22 Actual	FY23 Projected	Percent of calls that are within the identified parameters	85%	75%	90%
	FY21 Actual	FY22 Actual	FY23 Projected							
Percent of calls that are within the identified parameters	85%	75%	90%							


<b>Goal:</b>	 	<b>To positively impact the outcome of suppression emergency events by meeting established industry Turn Out Time (TOT) response standards.</b>								
<b>Objective:</b>		<b>To meet the Commission on Fire Accreditation International (CFAI) and National Fire Protection Association (NFPA) 1710 Turn Out Time (TOT) benchmark standard on responding the initial fire apparatus' to a fire suppression emergency within 1 minute 20 seconds for 90% of suppression responses.</b>								
<b>Performance Indicators:</b>		<table border="1"> <thead> <tr> <th></th> <th>FY21 Actual</th> <th>FY22 Actual</th> <th>FY23 Projected</th> </tr> </thead> <tbody> <tr> <td>Percentage of units TOT to a fire suppression emergency within 1 minute 20 seconds 90% of the time.</td> <td>85%</td> <td>86%</td> <td>90%</td> </tr> </tbody> </table>		FY21 Actual	FY22 Actual	FY23 Projected	Percentage of units TOT to a fire suppression emergency within 1 minute 20 seconds 90% of the time.	85%	86%	90%
	FY21 Actual	FY22 Actual	FY23 Projected							
Percentage of units TOT to a fire suppression emergency within 1 minute 20 seconds 90% of the time.	85%	86%	90%							


<b>Goal:</b>	 	<b>To positively impact the outcome of emergency medical events by meeting established industry Turn Out Time (TOT) response standards.</b>								
<b>Objective:</b>		<b>To meet the Commission on Fire Accreditation International (CFAI) and National Fire Protection Association NFPA 1710 Turn Out Time (TOT) benchmark standard on responding the initial fire apparatus' to a medical alarm within 1 minute 90% of events.</b>								
<b>Performance Indicators:</b>		<table border="1"> <thead> <tr> <th></th> <th>FY21 Actual</th> <th>FY22 Actual</th> <th>FY23 Projected</th> </tr> </thead> <tbody> <tr> <td>Percentage of units TOT to a medical call within 1 minute 90% of medical responses.</td> <td>82%</td> <td>56%</td> <td>90%</td> </tr> </tbody> </table>		FY21 Actual	FY22 Actual	FY23 Projected	Percentage of units TOT to a medical call within 1 minute 90% of medical responses.	82%	56%	90%
	FY21 Actual	FY22 Actual	FY23 Projected							
Percentage of units TOT to a medical call within 1 minute 90% of medical responses.	82%	56%	90%							


## Fire/EMS Special Operations

### Program Description:

The Special Operations Division is responsible for the training and oversight of the Special Operation Teams to include Hazardous Materials Response, BioHaz/Weapons of Mass Destruction, High Angle Rope Rescue, Confined Space Rescue, Trench Rescue, Water Rescue and Wilderness Search and Rescue. Additionally, it is also responsible for the provision of high quality Fire and EMS training for all department personnel that meets or exceeds Federal, State and local government standards.

<b>Goal:</b>		<b>Increase the National Registry pass rate for all EMT-B and AEMT students to 100%.</b>		
<b>Objective:</b>		<b>Changing the delivery model of the material and increasing course length.</b>		
<b>Performance Indicators:</b>		<b>FY21 Actual</b>	<b>FY22 Actual</b>	<b>FY23 Projected</b>
All new hired employees pass National Registry EMT-B and AEMT with 100% pass rate by the 3rd attempt.		60%	82%	90%


<b>Goal:</b>		<b>To obtain 100th percentile of National Professional Qualification Firefighter II certifications of Operations personnel.</b>		
<b>Objective:</b>		<b>Offer additional Firefighter II classes annually.</b>		
<b>Performance Indicators:</b>		<b>FY21 Actual</b>	<b>FY22 Actual</b>	<b>FY23 Projected</b>
All Operations personnel certified at NPQ Firefighter II at 100%.		91%	95%	95%


<b>Goal:</b>		<b>To obtain 100th percentile of National Professional Qualification (NPQ) Fire Instructor I and NPQ Fire Officer 1 for all Battalion Chiefs, Captains and Lieutenants in Operations.</b>		
<b>Objective:</b>		<b>To obtain 100th percentile of NPQ Fire Instructor I and NPQ Fire Officer 1 for all Battalion Chiefs, Captains and Lieutenants in Operations.</b>		
<b>Performance Indicators:</b>		<b>FY21 Actual</b>	<b>FY22 Actual</b>	<b>FY23 Projected</b>
All Battalion Chiefs, Captains, and Lieutenants in Operations to be certified in Fire Instructor I and Fire Officer I at 100%		70%	74%	85%


## Administrative Services


### Program Description:


The responsibilities of the administration services division are to provide fair and equitable recruitment, hiring practices and promotional opportunities for all eligible prospective candidates. In addition, maintain personnel and medical records for all employees of the organization. The Fire Prevention division attempts to provide the safest community possible for all citizens in which to live, work and raise a family by instituting fiscally responsible and pro-active approaches to fire safety education and code enforcement which will provide a medium for accomplishing the overall mission of the Columbus Fire Department.


<b>Goal:</b>		<b>Reduce the number of fires without the presence of a smoke detector by 25%.</b>		
<b>Objective:</b>		<b>Promote the usage &amp; distribution of smoke detectors in the community.</b>		
<b>Performance Indicators:</b>		<b>FY21 Actual</b>	<b>FY22 Actual</b>	<b>FY23 Projected</b>
Percentage of residential fires with smoke detectors present.		44%	46%	41%

<b>Goal:</b>		<b>Enhance community well-being in multi-family dwellings.</b>		
<b>Objective:</b>		<b>Decrease the incidence of fires in multi-family dwellings.</b>		
<b>Performance Indicators:</b>		<b>FY21 Actual</b>	<b>FY22 Actual</b>	<b>FY23 Projected</b>
Reduce the number of apartment fires by 25%.		102	75	56

<b>Goal:</b>		<b>Provide a higher level of service capability within Inspection division.</b>		
<b>Objective:</b>		<b>Enhance training levels of personnel throughout the division.</b>		
<b>Performance Indicators:</b>		<b>FY21 Actual</b>	<b>FY22 Actual</b>	<b>FY23 Projected</b>
The percentage of fire inspectors trained to Fire Instructor 1 standard.		66%	66%	100%
The percentage of fire inspectors trained to Fire Service Plans Examiner I standard.		50%	66%	66%
The percentage of fire inspectors trained to Georgia Fire and Life Safety Educator Level I standard.		50%	33%	100%
The percentage of fire investigators trained to Youth Fire Intervention Specialists standard.		0%	0%	100%

<b>Goal:</b>		<b>To enforce the State Minimum Fire Safety Standards and local fire protection requirements.</b>		
<b>Objective:</b>		<b>To conduct annual inspections on 100% of buildings identified as Special Hazards and increase compliance by 10% annually.</b>		
<b>Performance Indicators:</b>		<b>FY21 Actual</b>	<b>FY22 Actual</b>	<b>FY23 Projected</b>
Number of initial inspections completed on Special Hazard buildings.		553	738	515
Number of re-inspections required due to non compliance.		178	144	122

<b>Goal:</b>		<b>To provide pro-active approaches to fire and life safety education to reduce injury and loss of life.</b>		
<b>Objective:</b>		<b>To increase by 10% annually the number of identified target group citizens reached for fire and safety awareness.</b>		
<b>Performance Indicators:</b>		<b>FY21 Actual</b>	<b>FY22 Actual</b>	<b>FY23 Projected</b>
Number of target group citizens reached for fire and safety awareness.		10,276	9,853	11,824

<b>Goal:</b>		<b>To adequately investigate the origin and cause of fires within the jurisdiction and peruse prosecution of criminal activity associated with arson.</b>		
<b>Objective:</b>		<b>To determine the origin and cause of all fires in the jurisdiction and to increase the annual clearance rate for arson crimes by 10%.</b>		
<b>Performance Indicators:</b>		<b>FY21 Actual</b>	<b>FY22 Actual</b>	<b>FY23 Projected</b>
Number of origin and cause investigations performed by the division.		<b>122</b>	<b>105</b>	<b>116</b>
Annual criminal case clearance rate.		<b>6%</b>	<b>25%</b>	<b>18%</b>

## **Emergency Management**



### **Program Description:**


The Columbus Emergency Management program is responsible for the planning and coordination of the Government's efforts to mitigate against, prepare for, respond to and recover from major emergencies. Readiness requires continuous planning, coordinating, exercising plans, training response personnel and maintaining equipment and facilities ensuring a reliable, immediate response during emergency situations. During a major emergency, the Emergency Operations Center must be capable of selectively activating to perform the necessary command control and coordination functions. The readiness posture and capability of Emergency Management must be maintained at a level to respond rapidly and efficiently to emergencies. Public awareness and knowledge of emergency conditions and procedures are critical to public safety.



## Logistics Support

### Program Description:

To maintain all fire department buildings, vehicles and equipment according to federal, state, local and industry codes. Additionally, the division manages fixed assets, maintenance records, and both expendable and non-expendable supplies and equipment.

<b>Goal:</b>	 	<b>Reduce the repair cost for front line emergency units.</b>		
<b>Objective:</b>	<b>To monitor the cost for all front line emergency units at the 90th percentile.</b>			
<b>Performance Indicators:</b>		<b>FY21 Actual</b>	<b>FY22 Actual</b>	<b>FY23 Projected</b>
Overall per unit cost for front line emergency apparatus annually.		<b>\$11,025</b>	<b>\$16,326</b>	<b>\$15,500</b>

<b>Goal:</b>		<b>Reduce the condition assessment point total for emergency units.</b>		
<b>Objective:</b>	<b>To monitor the condition of each emergency unit.</b>			
<b>Performance Indicators:</b>		<b>FY21 Actual</b>	<b>FY22 Actual</b>	<b>FY23 Projected</b>
Reduce condition assessment point total annually by 5 points until we achieve a three-year average of 30 points.		<b>46</b>	<b>54</b>	<b>40</b>

<b>Goal:</b>	 	<b>Increase the retention rate of new employees in the first 24 months.</b>		
<b>Objective:</b>	<b>To reduce turnover and develop a more experienced workforce.</b>			
<b>Performance Indicators:</b>		<b>FY21 Actual</b>	<b>FY22 Actual</b>	<b>FY23 Projected</b>
Percentage of employees who leave the department with the first 24 months		<b>48%</b>	<b>29%</b>	<b>25%</b>



Muscookee County Prison

**Muscookee County Prison (MCP)**

**DEPARTMENT MISSION STATEMENT**

As a work prison, the mission is three-fold: To protect the public through effective control and custody of inmates, provide effective methods of self-improvement for inmates, and provide a safe and professional work environment for our staff.

**Expenditures By Division**

	<b>FY20 Actual</b>	<b>FY21 Actual</b>	<b>FY22 Actual*</b>	<b>FY23 Adopted</b>
Muscookee County 4201000 Prison	\$7,778,429	\$7,667,146	\$8,364,423	\$8,428,435
<b>DEPARTMENT TOTAL</b>	<b>\$7,778,429</b>	<b>\$7,667,146</b>	<b>\$8,364,423</b>	<b>\$8,428,435</b>
<b>% CHANGE</b>		<b>-1.43%</b>	<b>9.09%</b>	<b>0.77%</b>

*\*Unaudited*

**Expenditures By Category**

	<b>FY20 Actual</b>	<b>FY21 Actual</b>	<b>FY22 Actual*</b>	<b>FY23 Adopted</b>
Personal Services	\$5,504,992	\$5,584,687	\$6,170,583	\$6,071,488
Operations	\$2,273,437	\$2,082,460	\$2,163,840	\$2,356,947
<b>OPERATING BUDGET</b>	<b>\$7,778,429</b>	<b>\$7,667,146</b>	<b>\$8,334,423</b>	<b>\$8,428,435</b>
Capital Budget	-	-	30,000	-
<b>DEPARTMENT TOTAL</b>	<b>\$7,778,429</b>	<b>\$7,667,146</b>	<b>\$8,364,423</b>	<b>\$8,428,435</b>
<b>% CHANGE</b>		<b>-1.43%</b>	<b>9.09%</b>	<b>0.77%</b>

*\*Unaudited*

**Positions by Division**

	<b>FY21 Actual</b>	<b>FY22 Actual</b>	<b>FY23 Adopted</b>
<b>420-1000 Muscogee County Prison</b>	<b>112/80</b>	<b>112/80</b>	<b>112/80</b>
Accounting Clerk	1	1	1
Accounting Technician*	0	0	0
Administrative Clerk I	1	1	1
Administrative Coordinator	1	1	1
Correctional Counselor	0	0	0
Correctional Officer**	40	40	40
Correctional Lieutenants	3	3	3
Correctional Sergeant	5	5	5
Corrections Technician	14	14	14
Deputy Warden	2	2	2
Inmate Labor	80	80	80
Senior Correctional Counselor	3	3	3
Senior Correctional Officer	41	41	41
Warden	1	1	1
<b>Total Full Time/Part Time Positions</b>	<b>112/80</b>	<b>112/80</b>	<b>112/80</b>

\* One (1) Accounting Technician deleted in FY19.

\*\*\*Two (2) Correctional Officer (PS12) added in FY19.

\*\* One (1) Correctional Officer (PS12) reclassified to One (1) Sergeant (PS18) in FY22





## Muscogee County Prison



**Program Description:**

The Muscogee County Prison (MCP) operates according to Georgia law, rules, and regulations of the State Board of Corrections, and the City Council. It is the responsibility of the warden to assume custody of assigned inmates under the jurisdiction of the State Board of Corrections. The warden and his personnel are charged with the responsibility of safe and secure custody, exercise service, recreation, visitation, education, and religious programs for assigned inmates.

As a work prison, MCP provides a cost-effective, inmate labor force. Inmates assigned to MCP are used to supplement the city’s work force in the operation of the institution, maintenance of public roads, public services (including sanitation) and other functions of the city government.

<b>Goal:</b>		<b>To provide public safety through hypervigilance within the facility.</b>		
<b>Objective:</b>		<b>To monitor and maintain safe operations for public protection through hourly inspections &amp; documentation.</b>		
<b>Performance Indicators:</b>		<b>FY21 Actual</b>	<b>FY22 Actual</b>	<b>FY23 Projected</b>
Percentage of daily inspections and reports completed.		<b>100%</b>	<b>98%</b>	<b>100%</b>
Number of daily inspections and reports completed		<b>1,800</b>	<b>1,800</b>	<b>2,000</b>

<b>Goal:</b>		<b>To provide public safety through hypervigilance through effective supervision and accountability of inmate movement and work details for the betterment of our community.</b>		
<b>Objective:</b>		<b>To achieve maximum control for public protection.</b>		
<b>Performance Indicators:</b>		<b>FY21 Actual</b>	<b>FY22 Actual</b>	<b>FY23 Projected</b>
Percentage of Inmate head counts conducted.		<b>0%</b>	<b>0%</b>	<b>100%</b>
Number of Inmate head counts (outside facility).		<b>2,381</b>	<b>2,551</b>	<b>2,750</b>
Number of Inmate head counts (inside facility).		<b>3,500</b>	<b>3,487</b>	<b>3,500</b>

<b>Goal:</b>	 	<b>To provide public safety through hypervigilance within the facility. To strive to uphold the public's trust by being honest, competent and consistent in beliefs and actions. To be accountable to the highest standards of moral and ethical conduct.</b>		
<b>Objective:</b>	<b>To deliver the 'best in class' service and promote and reward excellence as demonstrated by employees. To improve safe operations for public safety through the re-emergence of the CERT team to provide an aggressive deterrent and a show of force within the community. To be proactive and to provide the most effective and efficient service to CCG staff and the citizens of Columbus.</b>			
<b>Performance Indicators:</b>	<b>FY21 Actual</b>	<b>FY22 Actual</b>	<b>FY23 Projected</b>	
Number of responses to incidents, accidents, involving officers or inmates while on outside detail.	<b>130</b>	<b>119</b>	<b>130</b>	
Number of deterred incidents of contraband obtained by the inmates.	<b>45</b>	<b>51</b>	<b>55</b>	
Number of detail checks.	<b>500</b>	<b>397</b>	<b>400</b>	



## Homeland Security

### **DEPARTMENT MISSION STATEMENT**

The mission of the Columbus Department of Homeland Security is to serve and protect the citizens of Columbus-Muscogee County and the surrounding areas by providing and coordinating resources, expertise, and advocacy involving individuals and agencies, both public and private, through a comprehensive risk-based homeland security and emergency management program in order to plan for, detect, prevent, protect, respond, mitigate, and recover from disasters or incidents caused by terrorism, criminal actions or other man-made or natural causes.

### **Expenditures By Division**

	FY20 Actual	FY21 Actual	FY22 Actual*	FY23 Adopted
4501000 Homeland Security	\$15,862	\$19,239	\$24,395	\$305,739
<b>DEPARTMENT TOTAL</b>	<b>\$15,862</b>	<b>\$19,239</b>	<b>\$24,395</b>	<b>\$305,739</b>
<b>% CHANGE</b>		<b>21.29%</b>	<b>26.80%</b>	<b>1153.29%</b>

*\*Unaudited*

### **Expenditures By Category**

	FY20 Actual	FY21 Actual	FY22 Actual*	FY23 Adopted
Personal Services	-	-	-	174,403.00
Operations	\$15,862	\$19,239	\$24,395	\$81,336
<b>OPERATING BUDGET</b>	<b>\$15,862</b>	<b>\$19,239</b>	<b>\$24,395</b>	<b>\$255,739</b>
Capital Budget	-	-	-	50,000.00
<b>DEPARTMENT TOTAL</b>	<b>\$15,862</b>	<b>\$19,239</b>	<b>\$24,395</b>	<b>\$305,739</b>
<b>% CHANGE</b>		<b>21.29%</b>	<b>26.80%</b>	<b>1153.29%</b>

*\*Unaudited*



### **Positions by Division**


	FY21 Actual	FY22 Actual	FY23 Adopted
<b>450-1000 Homeland Security</b>	<b>0</b>	<b>0</b>	<b>4</b>
Emergency Management Deputy Director	0	0	1
EMA Planner	0	0	1
<b>TOTAL</b>	<b>0</b>	<b>0</b>	<b>2</b>


# Homeland Security

## Program Description

To provide guidance, direction and coordination in mobilizing, organizing, and preparing the City of Columbus for acts of terrorism and man-made or natural disasters. The Columbus Office of Homeland Security shall develop and coordinate the implementation of a comprehensive local strategy and shall perform the functions necessary to carry out that mission under the guidance of the Public Safety Director.

<b>Goal:</b>	 	<b>To prevent terrorist activity.</b>		
<b>Objective:</b>	<b>To analyze intelligence, provide countermeasures and deterrence operations, provide heightened inspections, improve surveillance and security operations, provide investigations, public health and agricultural surveillance, provide interdiction and apprehension, improve disrupting illegal activity.</b>			
<b>Performance Indicators:</b>		<b>FY21</b>	<b>FY22</b>	<b>FY23</b>
		<b>Actual</b>	<b>Actual</b>	<b>Projected</b>
Number of possible terrorist activities		n/a	3	1

<b>Goal:</b>		<b>Identify and protect critical infrastructures and key resources.</b>		
<b>Objective:</b>	<b>To help ensure continuity of government. Increase the awareness and understanding of threats and vulnerabilities to critical facilities. Improve information sharing and educate business partners on the concept of "See Something, Say Something."</b>			
<b>Performance Indicators:</b>		<b>FY21</b>	<b>FY22</b>	<b>FY23</b>
		<b>Actual</b>	<b>Actual</b>	<b>Projected</b>
Perform threat assessments		10	1	4
Perform continuity of operations presentations		n/a	n/a	5

<b>Goal:</b>		<b>To respond in an attempt to aid in recovery efforts in order to get back to normal operations.</b>		
<b>Objective:</b>	<b>Execution of emergency operations plans and procedures. Identify and conduct mitigation activities as identified by the threat and vulnerability assessments. Assist with law enforcement operations and provide needed available resources. Attend training courses to help promote safety in the community.</b>			
<b>Performance Indicators:</b>		<b>FY21</b>	<b>FY22</b>	<b>FY23</b>
		<b>Actual</b>	<b>Actual</b>	<b>Projected</b>
Number of conferences/training programs		25	1	3

### Capital Outlay: \$50,000

- One (1) 3/4 Ton Pick-Up Truck - \$50,000



## Superior Court

### DEPARTMENT MISSION STATEMENT

The Council and Clerk of Council's Office are responsible for facilitating the activities of the Columbus Council by providing administrative and public policy assistance, managing official records and documents and assisting various boards, authorities, and commissions.

### Expenditures by Division

		FY20 Actual	FY21 Actual	FY22 Actual*	FY23 Adopted
5001000	Chief Judge - Superior Court	\$295,356	\$289,959	\$317,176	\$360,453
5002000	District Attorney	\$2,324,967	\$2,169,670	\$2,155,440	\$2,568,072
5002100	Adult Probation	(1.00)	-	-	-
5002110	Juvenile Court	\$664,630	\$658,197	\$689,620	\$859,906
5002125	Circuit Wide Jury Court	\$323,147	\$332,161	\$333,669	\$340,827
5002140	Jury Manager	\$420,295	\$268,610	\$485,142	\$483,511
5002150	Judge Mullins	\$197,628	\$206,031	\$212,735	\$205,148
5002160	Judge Martin	\$157,757	\$157,248	\$102,519	\$143,470
5002170	Judge Smith	\$152,287	\$157,935	\$170,515	\$159,298
5002180	Judge Peters	\$160,649	\$161,825	\$165,741	\$164,776
5002190	Judge Land	\$137,315	\$140,023	\$144,727	\$146,621
5002195	Judge Gottfried	\$204,818	\$200,979	\$216,721	\$221,903
5002200	Victim/Witness	\$180,549	\$183,321	\$188,494	\$192,651
5003000	Superior Court Clerk	\$1,911,413	\$1,918,833	\$2,012,075	\$2,229,824
5003310	Board of Equalization	\$75,698	\$83,106	\$95,451	\$102,911
<b>DEPARTMENT TOTAL</b>		<b>\$7,206,507</b>	<b>\$6,927,898</b>	<b>\$7,290,024</b>	<b>\$8,179,371</b>
<b>% CHANGE</b>			<b>-3.87%</b>	<b>5.23%</b>	<b>12.20%</b>

\*Unaudited

### Expenditures by Category

		FY20 Actual	FY21 Actual	FY22 Actual*	FY23 Adopted
Personal Services		\$6,301,337	\$6,307,536	\$6,399,604	\$7,024,512
Operations		\$900,895	\$611,771	\$882,509	\$1,148,753
<b>OPERATING BUDGET</b>		<b>\$7,202,232</b>	<b>\$6,919,307</b>	<b>\$7,282,113</b>	<b>\$8,173,265</b>
Capital Budget		4,276.00	\$8,591	7,911.02	6,106.00
<b>DEPARTMENT TOTAL</b>		<b>\$7,206,508</b>	<b>\$6,927,898</b>	<b>\$7,290,024</b>	<b>\$8,179,371</b>
<b>% CHANGE</b>			<b>-3.87%</b>	<b>5.23%</b>	<b>12.20%</b>

\*Unaudited

**Positions by Division**

		<b>FY21</b>	<b>FY22</b>	<b>FY23</b>
		<b>Actual</b>	<b>Actual</b>	<b>Adopted</b>
<b>500-1000 Superior Court Judges</b>	<b>FT/PT</b>	<b>17/6</b>	<b>17/6</b>	<b>17/6</b>
Case Manager		1	1	1
Chief Judge Superior Court		1	1	1
Court Reporters		7	7	7
Judge Superior Court		6	6	6
Law Clerk		2	2	2
Secretary (PT Supplement)		1	1	1
Senior Judge Superior Court		4	4	4
Superior Court Coordinator (Seasonal Supplement)		1	1	1
<b>500-2000 District Attorney</b>	<b>FT/PT</b>	<b>34/0</b>	<b>34/2</b>	<b>33/2</b>
Administrative Assistant****		1	0	0
Administrative Operations Manager****		0	1	1
Assistant District Attorney I/II/III**		11	11	10
Chief Assistant District Attorney		1	1	1
Deputy Assistant District Attorney		2	2	2
District Attorney		1	1	1
Investigator - District Attorney		9	9	9
Investigator Supervisor - DA		1	1	1
Legal Administrative Clerk		7	7	7
Legal Administrative Clerk (PT)***		0	2	2
Paralegal		1	1	1
<b>500-2100 Adult Probation</b>	<b>FT/PT</b>	<b>0/0</b>	<b>0/0</b>	<b>0/0</b>
Accounting Clerk		0	0	0
Accounting Clerk (PT)		0	0	0
<b>500-2110 Juvenile Court</b>	<b>FT/PT</b>	<b>11/0</b>	<b>11/0</b>	<b>11/0</b>
Administrative Secretary		1	1	1
Case Manager		2	2	2
Custody Investigator****		3	3	2
Custody Investigator/Judicial Review Coordinator		1	1	1
Deputy Clerk II		2	2	2
Juvenile Court Coordinator*		1	1	1
Juvenile Court Director		1	1	1
Juvenile Court Director Assistant****		0	0	1
<b>500-2125 Circuit Wide Juv Court</b>	<b>FT/PT</b>	<b>3/0</b>	<b>3/0</b>	<b>3/0</b>
Judge Juvenile Court Circuit Wide		2	2	2
Presiding Judge Juvenile Court Circuit Wide		1	1	1
<b>500-2140 Jury Manager</b>	<b>FT/PT</b>	<b>2/1</b>	<b>2/1</b>	<b>2/1</b>
Admin Clerk I (PT)		1	1	1
Deputy Clerk II		1	1	1
Jury Manager		1	1	1

**Positions by Division**

		<b>FY21 Actual</b>	<b>FY22 Actual</b>	<b>FY23 Adopted</b>
<b>500-2200 Victim/Witness Asst Prog</b>	<b>FT/PT</b>	<b>3/0</b>	<b>3/0</b>	<b>3/0</b>
Victim Advocate		2	2	2
Victim/Witness Program Administrator		1	1	1
<b>500-3000 Clerk of Superior Court</b>	<b>FT/PT</b>	<b>37/2</b>	<b>36/4</b>	<b>41/2</b>
Assistant Chief Deputy Clerk*****		3	3	3
Chief Deputy Clerk		1	1	1
Clerk of Superior Court		1	1	1
Deputy Clerk I****		4	3	3
Deputy Clerk I (PT)****		0	2	2
Deputy Clerk II*****		21	21	25
Deputy Clerk II (PT)		2	2	0
Senior Deputy Clerk*****		7	7	7
License Clerk Supervisor*****		0	0	1
<b>500-3310 Board of Equalization</b>	<b>FT/PT</b>	<b>1/0</b>	<b>1/0</b>	<b>1/0</b>
Board of Equalization Administrator		1	1	1
Deputy Clerk II*****		0	0	1
<b>Total Full Time/Part Time/Temporary Positions</b>		<b>108/9</b>	<b>107/13</b>	<b>112/11</b>

\*Effective January 1, 2019, annual supplements for the Superior Court Judges of the Chattahoochee Judicial Circuit will increase by \$500.

\*\*Effective July 1, 2018, an annual supplement in the amount of \$5,000 is hereby adopted for the Judicial Assistants of the Superior Court Judges of the Chattahoochee Judicial Circuit.

\*\*\* Two (2) Legal Administrative Clerks (G11) added in FY20.

\*\*\*\* One (1) Administrative Assistant (G12P) reclassified to Administrative Operations Manager (G18C), one (1) Custody Investigator (G13J) reclassified to Juvenile Court Director Assistant (G16G), and one (1) Deputy Clerk I (FT) (G10) reclassified to two (2) Deputy Clerk I (G10) PT in FY20.

\*\*\*\*\* One (1) Senior Deputy Clerk (G14E) reclassified to Senior Deputy clerk (G14G), One (1) Senior Deputy Clerk (G14H) reclassified to Senior Deputy Clerk (G14I), One (1) Assistant Chief Deputy Clerk (G18A) to Assistant Chief Deputy Clerk (G18C)

\*\*\*\*\* One (1) Senior Deputy Clerk (G14B) to License Clerk Supervisor (G15B) in FY22

\*\*\*\*\* Two (2) Deputy Clerk II (PT) reclassified to Two (2) Deputy Clerk II in FY22

\*\* One (1) Assistant District Attorney (G23) added in FY23

\*\*\*\*\* One (1) Senior Deputy Clerk - Appeals (G14) added in FY23

\*\*\*\*\* Two (2) Deputy Clerk II - Appeals (G12) added in FY23

## Chief Judge - Superior Court





**Program Description:**

The Superior Courts are presided over by seven judges, elected by the voters of the six counties making up the Chattahoochee Judicial Circuit. These counties are Muscogee, Chattahoochee, Harris, Marion, Talbot, and Taylor. Sessions of the court, both civil and criminal, are held in the county courthouse of each county. Felony cases, divorce/alimony, child custody, equity cases, and cases involving land titles must be tried in the Superior Court. The Superior Court has concurrent jurisdiction with the other courts to try other civil cases and misdemeanor criminal cases. In addition, this court determines appeals from the Probate Court, and in certain instances, from the Juvenile and Municipal Court.


## District Attorney


**Program Description:**

The District Attorney is elected for a four-year term and is the prosecuting attorney for the Superior Courts in the Chattahoochee Judicial Circuit. The duties of this office are by statute and include the prosecution of criminal cases in Superior Court. The District attorney and his staff prosecute a broad range of felony criminal cases, in the Superior and Juvenile courts, representing the State of Georgia.

<b>Goal:</b>		<b>To prosecute cases and charges presented from all sources.</b>		
<b>Objective:</b>		<b>To keep an accounting of cases and charges presented for prosecution.</b>		
<b>Performance Indicators:</b>		<b>FY21 Actual</b>	<b>FY22 Actual</b>	<b>FY23 Projected</b>
Total cases bound over		3,384	3,500	3,500
Total charges bound over		10,253	10,000	10,000
<b>Goal:</b>	 	<b>To efficiently and aggressively dispose of all cases and charges in a timely manner.</b>		
<b>Objective:</b>		<b>Keep an accounting of dispositions of cases and charges.</b>		
<b>Performance Indicators:</b>		<b>FY21 Actual</b>	<b>FY22 Actual</b>	<b>FY23 Projected</b>
Total cases disposed		3,174	3,000	3,000
Total charges disposed		5,523	5,000	5,000
<b>Goal:</b>		<b>Successfully condemn assets of criminal defendants through civil forfeiture.</b>		
<b>Objective:</b>		<b>Cause the forfeiture of assets gained through criminal activity.</b>		
<b>Performance Indicators:</b>		<b>FY21 Actual</b>	<b>FY22 Actual</b>	<b>FY23 Projected</b>
Forfeitures filed		106	100	100
Forfeitures closed		73	75	75
Cases pending forfeiture		167	160	160



<b>Goal:</b>		<b>To successfully prosecute cases in the Superior and Juvenile Courts as well as the Accountability Courts.</b>		
<b>Objective:</b>		<b>Attend preliminary hearings, present cases to the Grand Jury, attend all Superior Court calendars, trials and hearings, all Accountability Court sessions, and prosecute cases in Juvenile Court.</b>		
<b>Performance Indicators:</b>		<b>FY21 Actual</b>	<b>FY22 Actual</b>	<b>FY23 Projected</b>
Recorder's Court Sessions attended		624	624	624
Grand Jury Sessions		52	52	52
Juvenile Court hearing days		300	300	300
Superior Court/Accountability Courts calendars and arraignments		675	500	500

<b>Goal:</b>		<b>Prepare case files for criminal cases in Superior and Juvenile Courts &amp; Civil Asset Forfeitures.</b>		
<b>Objective:</b>		<b>Accurately account for all cases from all sources.</b>		
<b>Performance Indicators:</b>		<b>FY21 Actual</b>	<b>FY22 Actual</b>	<b>FY23 Projected</b>
Defendants/Juveniles bound over or received		2,156	2,100	2,100
Cases bound over or received		3,450	3,000	3,000

## **Juvenile Court**

### **Program Description:**

The Juvenile Court has jurisdiction over cases involving children under the age of 17 who are alleged to be unruly, delinquent, deprived, in need of treatment (i.e., mentally, emotionally ill, or mentally retarded), or who are alleged to have committed a traffic offense. The judge, who is appointed by the Superior Court judges for a term of four years, presides over these cases as well as contested divorce custody cases transferred to the Juvenile Court by the Superior Court Judges. In FY03, a Circuit-wide Juvenile Court was established per GA 15-11-18. This includes one full-time judge and 2 part-time judges who hold preliminary/detention, shelter, and traffic hearings, assess and sign bonds, warrants and other legal documents. The support staff ensures that all cases have been properly handled by conferring with attorneys, and other professionals.

The Georgia Department of Children and Youth Services provides intake and probation officers for the court. The Intake Department is located in the Juvenile Court facility. A Protective Services Coordinator is provided by the Georgia Department of Human Resources with courtesy supervision provided by the court coordinator.

## **Juvenile Court Clerk**

### **Program Description:**

The Juvenile Court has jurisdiction over cases involving children under the age of 17 who are alleged to be unruly, delinquent, deprived, in need of treatment (i.e. mentally or emotionally ill and mentally retarded), or who are alleged to have committed a traffic offense.

## **Jury Manager**




### **Program Description:**


It is the responsibility of the Jury Manager to furnish jurors to all nine trial Courts, including grand jurors. This responsibility necessitates accompanying duties such as subpoenas, payroll, deferment, orientation and oath of jurors. The effective utilization of the services of jurors is more economical for the taxpayer and more efficient for the Courts.




## Victim/Witness Assistance Program


### Program Description:

The Victim Witness Assistance Program (VWAP) works directly with the District Attorney's Office and is responsible for helping the victims, families, and witnesses through the criminal justice system. The program informs families of the status of criminal prosecutions and helps the District Attorney's Office track the vital witnesses for their cases.

<b>Goal:</b>	  	<b>To identify and assist victims and witnesses in their time of need.</b>		
<b>Objective:</b>	<b>Send out victim packages, victim notification: Make telephone calls to gather information on victims and witnesses, inform them of upcoming court date and offer support. Enter data into Tracker for accurate documentation and reference.</b>			
<b>Performance Indicators:</b>	<b>FY21 Actual</b>	<b>FY22 Actual</b>	<b>FY23 Projected</b>	
Services Performed	<b>106,314</b>	<b>117,303</b>	<b>116,000</b>	

<b>Goal:</b>		<b>To attend all court sessions</b>		
<b>Objective:</b>	<b>To support victims and witnesses in all six (6) counties throughout the Chattahoochee Judicial Circuit.</b>			
<b>Performance Indicators:</b>	<b>FY21 Actual</b>	<b>FY22 Actual</b>	<b>FY23 Projected</b>	
Chattahoochee Judicial Circuit New Victims Served	<b>4,875</b>	<b>4,092</b>	<b>5,000</b>	

<b>Goal:</b>	  	<b>To assist victims with debts incurred as a result of violent crime and to encourage victims to participate in the Criminal Justice System.</b>		
<b>Objective:</b>	<b>Compensation is available for medical and dental expenses, as well as mental health counseling expenses, funeral expenses, economic support, and crime scene clean up.</b>			
<b>Performance Indicators:</b>	<b>FY21 Actual</b>	<b>FY22 Actual</b>	<b>FY23 Projected</b>	
Claims filed	<b>645</b>	<b>399</b>	<b>600</b>	

<b>Goal:</b>		<b>Restitution request for loss involving medical and property.</b>		
<b>Objective:</b>	<b>Restitution is now required by the courts for medical and loss of property. Our goal and objective is to see that the victim is compensated within the scope of the program.</b>			
<b>Performance Indicators:</b>	<b>FY21 Actual</b>	<b>FY22 Actual</b>	<b>FY23 Projected</b>	
Number of cases requesting restitution	<b>1,669</b>	<b>2,828</b>	<b>2,500</b>	
Number of defendants	<b>2,007</b>	<b>1,849</b>	<b>2,000</b>	

## **Clerk of Superior Court**

### **Program Description:**

The Clerk of Superior Court serves in the capacity as Clerk of Superior Court, Juvenile Court, and as Clerk of State Courts. This is an elected person with a term of four years. The clerk's main responsibility is to serve as the recorder of all real estate transactions for Muscogee County, and to collect delinquent fines.

## **Board of Equalization**

### **Program Description:**

The Board of Equalization is required by State Law to allow all property owners of Muscogee County, Georgia citizen's the opportunity to contest property tax valuations by the Tax Assessor's Office.



State Courts

**State Court**

**DEPARTMENT MISSION STATEMENT**

To conduct a thorough, fair, vigorous and just prosecution of all misdemeanor cases bound over from Recorder's and Municipal courts in Muscogee County.

**Expenditures By Division**

	<b>FY20 Actual</b>	<b>FY21 Actual</b>	<b>FY22 Actual*</b>	<b>FY23 Adopted</b>
5101000 State Court Judges	\$606,373	\$654,791	\$665,861	\$665,574
5102000 Solicitor	\$1,114,157	\$1,151,048	\$1,175,729	\$1,233,688
<b>DEPARTMENT TOTAL</b>	<b>\$1,720,530</b>	<b>\$1,805,839</b>	<b>\$1,841,590</b>	<b>\$1,899,262</b>
<b>% CHANGE</b>		<b>4.96%</b>	<b>1.98%</b>	<b>3.13%</b>

*\*Unaudited*

**Expenditures By Category**

	<b>FY20 Actual</b>	<b>FY21 Actual</b>	<b>FY22 Actual*</b>	<b>FY23 Adopted</b>
Personal Services	\$1,652,483	\$1,746,432	\$1,767,802	\$1,824,449
Operations	\$64,746	\$59,408	\$73,788	\$74,813
<b>OPERATING BUDGET</b>	<b>\$1,717,230</b>	<b>\$1,805,840</b>	<b>\$1,841,590</b>	<b>\$1,899,262</b>
Capital Budget	3,300.00	-	-	-
<b>DEPARTMENT TOTAL</b>	<b>\$1,720,530</b>	<b>\$1,805,840</b>	<b>\$1,841,590</b>	<b>\$1,899,262</b>
<b>% CHANGE</b>		<b>4.96%</b>	<b>1.98%</b>	<b>3.13%</b>

*\*Unaudited*

### Positions by Division

		FY21 Actual	FY22 Actual	FY23 Adopted
<b>510-1000 State Court Judges</b>	<b>FT/PT</b>	<b>6/0</b>	<b>7/0</b>	<b>9/0</b>
Court Reporter		2	2	2
Deputy Clerk II**		0	0	2
Law Clerk*		0	1	1
Senior Deputy Clerk		2	2	2
State Court Judges		2	2	2
<b>510-2000 Solicitor</b>	<b>FT/PT</b>	<b>14/0</b>	<b>14/1</b>	<b>14/0</b>
Assistant Solicitor General		4	4	4
Chief Assistant Solicitor General		1	1	1
Court Coordinator		1	1	1
Investigator - Solicitor General		4	4	4
Investigator Supervisor		1	1	1
Judicial Admin Tech II		1	1	1
Senior Deputy Clerk		1	1	1
Solicitor State Court		1	1	1
<b>Total Full Time/Part Time Positions</b>		<b>20/0</b>	<b>21/0</b>	<b>23/0</b>

\* One (1) Law Clerk (G20) added in FY20.

\*\* Two (2) Deputy Clerk II (G12) added in FY23

### State Court Judges



#### Program Description:



The State Courts are presided over by two judges who are elected for a term of four years. The Court tries both civil and criminal cases with a jury composed of twelve persons. Criminal cases tried in this court are limited to misdemeanors and appeals from Recorder's Court by the State Constitution.

### State Court Solicitor

#### Program Description:

The State Court Solicitor General's Office prosecutes misdemeanor cases and city ordinance violation cases appealed from Recorder's Court. Cases include misdemeanor warrants issued in Muscogee County and citations issued by: Columbus Police Department, Muscogee County Sheriff's Office; Muscogee County Marshal's Office, Georgia State Patrol, Columbus State University Police, Department of Natural Resources, Animal Control, Business License Office, Code Enforcement, and cases transferred from the Muscogee County Superior Court. The Office collects all warrants, citations, reports, documents, records, criminal and driving histories, and evidence; interviews victims and witnesses; makes decisions regarding prosecution and recommended dispositions; files accusations; subpoenas witnesses; provides discovery and responds to motions; prepares for trial; negotiates pleas; tries cases in court before a judge or jury, and handles any appeals to higher courts. The Solicitor General's Office coordinates weekly jail pleas, weekly arraignment/plea dockets, and monthly trial dockets, and works with a State Court probation company to ensure fines, community service, jail reporting, restitution, and other terms of sentencing are completed. The Solicitor General's Office applies for warrants for a variety of reasons including probation violations and failure to appear for court and handles requests for record restrictions/expungements.

<b>Goal:</b>	 	<b>To accurately and efficiently prosecute cases in a timely manner.</b>		
<b>Objective:</b>	<b>To accurately compile cases from case initiation to arraignment within two months.</b>			
<b>Performance Indicators:</b>	<b>FY21</b>	<b>FY22</b>	<b>FY23</b>	
	<b>Actual</b>	<b>Actual</b>	<b>Projected</b>	
Number of cases prosecuted.	<b>8,944</b>	<b>11,400</b>	<b>12,000</b>	

<b>Goal:</b>	 	<b>To thoroughly investigate all cases.</b>		
<b>Objective:</b>	<b>To gather law enforcement reports and warrants, run criminal histories, interview witnesses, draft accusations, prepare other written documentation, and compile case files within two (2) months of receiving cases bound over from Recorder's Court and Municipal Courts.</b>			
<b>Performance Indicators:</b>	<b>FY21</b>	<b>FY22</b>	<b>FY23</b>	
	<b>Actual</b>	<b>Actual</b>	<b>Projected</b>	
Number of case files.	<b>8,944</b>	<b>11,400</b>	<b>12,000</b>	



## Public Defender

### DEPARTMENT MISSION STATEMENT

To process cases through the criminal justice system as expediently as possible while providing high quality and professional representation of clients.

#### Expenditures By Division

		FY20 Actual	FY21 Actual	FY22 Actual*	FY23 Adopted
5201000	Public Defender	\$1,890,854	\$1,855,006	\$1,867,665	\$1,971,549
5202000	Muscogee County Public Defender	\$186,842	\$186,683	\$213,793	\$240,482
<b>DEPARTMENT TOTAL</b>		<b>\$2,077,696</b>	<b>\$2,041,689</b>	<b>\$2,081,458</b>	<b>\$2,212,031</b>
<b>% CHANGE</b>			<b>-1.73%</b>	<b>1.95%</b>	<b>6.27%</b>

*\*Unaudited*

#### Expenditures By Category

	FY20 Actual	FY21 Actual	FY22 Actual*	FY23 Adopted
Personal Services	\$474,804	\$487,843	\$500,302	\$496,253
Operations	\$1,604,357	\$1,549,514	\$1,581,156	\$1,715,778
<b>OPERATING BUDGET</b>	<b>\$2,079,161</b>	<b>\$2,037,357</b>	<b>\$2,081,458</b>	<b>\$2,212,031</b>
Capital Budget	-	\$4,332	-	-
<b>DEPARTMENT TOTAL</b>	<b>\$2,079,161</b>	<b>\$2,041,689</b>	<b>\$2,081,458</b>	<b>\$2,212,031</b>
<b>% CHANGE</b>		<b>-1.80%</b>	<b>1.95%</b>	<b>6.27%</b>

*\*Unaudited*



**PUBLIC DEFENDER**

		FY21	FY22	FY23
		Actual	Actual	Adopted
<b>520-1000 Public Defender</b>	<b>FT/PT</b>	<b>9/1</b>	<b>9/1</b>	<b>9/1</b>
Assistant Public Defender*		1	1	1
Investigator - Public Defender**		6	6	5
Investigator Supervisor**		0	0	1
Legal Administrative Clerk II		1	1	1
Legal Administrative Clerk I		1	1	1
Assistant Public Defender (PT)*		1	1	1
<b>Total Full Time/Part Time Positions</b>		<b>9/1</b>	<b>9/1</b>	<b>9/1</b>

\*\* One (1) Investigator (G16E) reclassified to Investigator Supervisor (G19A) in FY20.

\*\*\* Contract Public Defenders \$5,000 Pay increase in FY23



## Municipal Court

### Expenditures By Division

		FY20 Actual	FY21 Actual	FY22 Actual*	FY23 Adopted
5301000	Municipal Court Judge	\$407,054	\$415,917	\$434,480	\$430,563
5302000	Clerk of Municipal Court	\$703,516	\$721,130	\$683,403	\$832,486
5303000	Marshal	\$1,034,365	\$476,317	\$0	\$0
<b>DEPARTMENT TOTAL</b>		<b>\$2,144,935</b>	<b>\$1,613,364</b>	<b>\$1,117,883</b>	<b>\$1,263,049</b>
<b>% CHANGE</b>			<b>-24.78%</b>	<b>-30.71%</b>	<b>12.99%</b>

*\*Unaudited*

### Expenditures By Category

		FY20 Actual	FY21 Actual	FY22 Actual*	FY23 Adopted
Personal Services		\$2,010,472	\$1,529,962	\$1,085,511	\$1,210,699
Operations		\$134,463	\$83,402	\$32,371	\$52,350
<b>OPERATING BUDGET</b>		<b>\$2,144,935</b>	<b>\$1,613,364</b>	<b>\$1,117,883</b>	<b>\$1,263,049</b>
Capital Budget		-	-	-	-
<b>DEPARTMENT TOTAL</b>		<b>\$2,144,935</b>	<b>\$1,613,364</b>	<b>\$1,117,883</b>	<b>\$1,263,049</b>
<b>% CHANGE</b>			<b>-24.78%</b>	<b>-30.71%</b>	<b>12.99%</b>

*\*Unaudited*

**Positions by Division**

	<b>FY21 Actual</b>	<b>FY22 Actual</b>	<b>FY23 Adopted</b>
<b>530-1000 Municipal Court Judge FT/PT</b>	<b>5/1</b>	<b>6/1</b>	<b>6/1</b>
Associate Judge (Supplement)	1	.	1
Court Coordinator	1	1	1
Deputy Clerk II***	2	3	3
Municipal Court Judge	1	1	1
Senior Deputy Clerk	1	1	1
<b>530-2000 Clerk of Municipal Court FT/PT</b>	<b>14/0</b>	<b>13/0</b>	<b>13/0</b>
Administrative Assistant	1	1	1
Assistant Chief Deputy Clerk*****	0	1	1
Chief Deputy Clerk*****	0	1	1
Clerk of Municipal Court	1	1	1
Court Coordinator I*****	1	0	0
Deputy Clerk I	1	1	1
Deputy Clerk II****	8	5	5
Finance Manager*****	0	1	1
Senior Deputy Clerk*****	2	2	2
<b>530-3000 Marshal FT/PT</b>	<b>14/7</b>	<b>0/0</b>	<b>0/0</b>
Administrative Assistant	1	0	0
Chief Deputy Marshal	1	0	0
Communication Technician III	1	0	0
Deputy Marshal	4	0	0
Deputy Marshal Captain	2	0	0
Deputy Marshal Corporal	2	0	0
Deputy Marshal Lieutenant	1	0	0
Deputy Marshal Sergeant**	1	0	0
Municipal Court Marshal	1	0	0
Reserve Deputy Bailiff*	7	0	0
<b>Total Full Time/Part Time Positions</b>	<b>33/8</b>	<b>19/1</b>	<b>19/1</b>

\*The number of Reserve Bailiff positions varies

\*\*\* One (1) Deputy Clerk II (G12) added in FY20.

\*\*\*\* One (1) Deputy Clerk II (G12) deleted in FY20.

\*\*\*\*\* One (1) Court Coordinator I (G18) reclassified to Chief Deputy Clerk (G21), one (1) Senior Deputy Clerk (G14) reclassified to Finance Manager (G17), one (1) Senior Deputy Clerk (G14) reclassified to Assistant Chief Deputy Clerk (G18), and one (1) Deputy Clerk II (G12) reclassified to Senior Deputy Clerk (G14) in FY20.


Note: In the Clerk of Municipal Court, One (1) Senior Deputy Clerk moved from LOST Fund to General Fund, and one (1) Deputy Clerk II moved from General Fund to LOST Fund in FY20.

Note: Effective 01/01/2021 the Marshal's Office consolidated with the Sheriff's office.

## Municipal Court Judge

### Program Description:



The Magistrate Court of Muscogee County has jurisdiction of civil claims where exclusive jurisdiction is not vested in superior court. Magistrate court is confined in most cases to a monetary limit of \$15,000. The court handles the issuance of summons, trial of issues, and issuance of writs and judgement's in dispossessory proceedings and distress warrants. This court also handles: garnishments, abandoned vehicles and interrogatories. The Magistrate court provides for the filing of answers, counterclaims, and other pleadings, directly related to Magistrate Court cases. The court handles all of its scheduling if hearings in conjunction with those hearings set for Municipal Court.

<b>Goal:</b>		<b>The Municipal Court of Columbus shall maintain less than 175 docketed cases per monthly docket.</b>		
<b>Objective:</b>		<b>The Magistrate Court of Muscogee County shall provide for a final hearing on all litigated cases in which an answer has been filed, no later than 90 days from the filing of said answer. The allowable exception being if both parties request a continuance of the trial beyond the 90 day period.</b>		
<b>Performance Indicators:</b>		<b>FY21</b>	<b>FY22</b>	<b>FY23</b>
		<b>Actual</b>	<b>Actual</b>	<b>Projected</b>
Number of cases that went to trial.		213	578	750

## Clerk of Municipal Court

### Program Description:

The voters of Muscogee County elect the Clerk of Municipal Court to a four-year term. Municipal Court has jurisdiction of civil cases when the amount does not exceed \$15,000 including suits for damages, breach of contract, and garnishments and writs of possession up to \$15,000. In addition, all dispossessory proceedings, attachment levies, foreclosure liens and distress warrants are handled in Municipal Court. The Clerk of Municipal Court must record and maintain minutes and pleadings; collect and disburse court monies and costs to litigants. Warrants are also issued for bad checks, peace, criminal charges and good behavior.


<b>Goal:</b>	 	<b>Provide equal access to a fair and effective system of justice for all without excessive cost, inconvenience, or delay, with sensitivity to an increasingly diverse society. Aspire daily to administer the duties of our office fairly, professionally and responsibly. To minimize the processing time of civil and criminal actions filed in the Municipal court and to insure our citizens of a fair and timely disposition of their case.</b>		
<b>Objective:</b>		<b>To familiarize Municipal Court staff with changing laws in an effort to assist those citizens seeking the services of the Municipal court and to reduce the 3 to 4 day processing time by the inclusion of additional staff to address the rising caseloads.</b>		
<b>Performance Indicators:</b>		<b>FY21</b>	<b>FY22</b>	<b>FY23</b>
		<b>Actual</b>	<b>Actual</b>	<b>Projected</b>
Criminal and Civil cases		9,964	17,376	22,000



## Marshal



### Program Description:

The Marshal's Department enforces the orders, writs and precepts of the Municipal Court. The department has original jurisdiction to enforce all orders and directives of the Municipal and Magistrate Courts.

<b>Goal:</b>	<b>To increase the service and quality of all processes of Municipal Court and provide superior law enforcement.</b>		
<b>Objective:</b>	<b>To ensure all civil papers are served in a timely manner and deputies are providing law enforcement when needed.</b>		
<b>Performance Indicators:</b>	<b>FY21 Actual</b>	<b>FY22 Actual</b>	<b>FY23 Projected</b>
Number of Civil Papers Served	19,198	0	0
Number of Evictions completed	4,967	0	0
Schedules and Monies taken in	\$41,534	\$0	\$0

<b>Goal:</b> 	<b>To serve all civil processes within two (2) days of receiving them from the Clerk's Office.</b>		
<b>Objective:</b>	<b>To employ, train and retain additional deputies to reduce the number of days to serve civil processes from 5 days to 2 days.</b>		
<b>Performance Indicators:</b>	<b>FY21 Actual</b>	<b>FY22 Actual</b>	<b>FY23 Projected</b>
Number of Civil Papers Served	19,198	0	0

<b>Goal:</b>  	<b>To execute all evictions within 7 to 10 days of receiving the Writ of Possession.</b>		
<b>Objective:</b>	<b>To employ, train and retain additional deputies to reduce the number of days to schedule and execute an eviction from 15-30 days to 7-10 days. This includes rain delays and unforeseen circumstances.</b>		
<b>Performance Indicators:</b>	<b>FY21 Actual</b>	<b>FY22 Actual</b>	<b>FY23 Projected</b>
Number of Evictions completed	4,967	0	0

<b>Goal:</b>  	<b>To assist every customer in a timely and efficient manner and to provide effective security for the Magistrate and Municipal Courts to insure the safety of the public and court personnel.</b>		
<b>Objective:</b>	<b>To insure there are adequate personnel to manage the office and courts at all times.</b>		
<b>Performance Indicators:</b>	<b>FY21 Actual</b>	<b>FY22 Actual</b>	<b>FY23 Projected</b>
Schedules and Monies taken in	\$41,534	\$0	\$0



Probate Court

**Probate Court**

**Expenditures By Division**

	FY20 Actual	FY21 Actual	FY22 Actual*	FY23 Adopted
5401000 Judge of Probate	\$530,216	\$539,184	\$577,557	\$565,638
<b>DEPARTMENT TOTAL</b>	<b>\$530,216</b>	<b>\$539,184</b>	<b>\$577,557</b>	<b>\$565,638</b>
<b>% CHANGE</b>		<b>1.69%</b>	<b>7.12%</b>	<b>-2.06%</b>

*\*Unaudited*

**Expenditures By Category**

	FY20 Actual	FY21 Actual	FY22 Actual*	FY23 Adopted
Personal Services	\$478,703	\$489,765	\$511,161	\$504,293
Operations	\$51,513	\$49,419	\$63,806	\$61,345
<b>OPERATING BUDGET</b>	<b>\$530,216</b>	<b>\$539,184</b>	<b>\$574,967</b>	<b>\$565,638</b>
Capital Budget	-	-	2,590	
<b>DEPARTMENT TOTAL</b>	<b>\$530,216</b>	<b>\$539,184</b>	<b>\$577,557</b>	<b>\$565,638</b>
<b>% CHANGE</b>		<b>1.69%</b>	<b>7.12%</b>	<b>-2.06%</b>

*\*Unaudited*

**Positions by Division**

		<b>FY21</b>	<b>FY22</b>	<b>FY23</b>
		<b>Actual</b>	<b>Actual</b>	<b>Adopted</b>
<b>540-1000 Probate Court</b>	<b>FT/PT</b>	<b>7/0</b>	<b>7/0</b>	<b>7/0</b>
Associate Judge***		1	1	1
Chief Clerk/License Supervisor**		1	1	1
Deputy Clerk II*		2	2	2
Fiduciary Compliance Officer/Law Clerk JD***		0	0	0
Passport Supervisor/Senior Deputy Clerk**		1	1	1
Probate Judge		1	1	1
Senior Deputy Clerk**		1	1	1
<b>Total Full Time/Part Time Positions</b>		<b>7/0</b>	<b>7/0</b>	<b>7/0</b>

*\*One (1) Deputy Clerk II added in FY19.*

*\*\*One (1) Deputy Clerk II (G12) reclassified to Senior Deputy Clerk (G14), one (1) Deputy Clerk II (G12) reclassified to Passport Supervisor/Senior Deputy Clerk (G14), and one (1) Chief Clerk/License Supervisor reclassified (G16) to (G18) in FY19.*


*\*\*\*One (1) Fiduciary Compliance/Law Clerk w/JD (G20) reclassified to Associate Judge (G22) in FY19, effective 12/29/18.*


*\*\*\*\*One (1) Senior Deputy Clerk (G14) reclassified to License Clerk Supervisor (G15) in FY22*


## Judge of Probate


### Program Description:

The Judge of Probate is elected to a four-year term. Legal issues regarding the probate of wills; administration of estates; marriage licenses; mental health statutes; and guardians for minors are handled by this Court.

<b>Goal:</b>		<b>To satisfy the court's mission in a prompt accurate, courteous and professional manner, and to effectively issue marriage and weapons carry licenses in a timely and professional manner.</b>		
<b>Objective:</b>		<b>To achieve our goal in providing the services that accomplished our mission in an efficient and professional manner while upholding Georgia law.</b>		
		<b>FY21</b>	<b>FY22</b>	<b>FY23</b>
<b>Performance Indicators:</b>		<b>Actual</b>	<b>Actual</b>	<b>Projected</b>
Marriage licenses issued		963	1,410	1,500
Weapons carry licenses issued		4,658	4,071	4,000

<b>Goal:</b>		<b>To satisfy the court's mission in a prompt accurate, courteous and professional manner, and to effectively process passport applications in a timely and professional manner.</b>		
<b>Objective:</b>		<b>To achieve our goal in providing the services that accomplished our mission in an efficient and professional manner.</b>		
		<b>FY21</b>	<b>FY22</b>	<b>FY23</b>
<b>Performance Indicators:</b>		<b>Actual</b>	<b>Actual</b>	<b>Projected</b>
Number of passport applications accepted		134	556	650

<b>Goal:</b>		<b>To satisfy the court's mission in a prompt accurate, courteous and professional manner, and to successfully process administration and estate proceedings.</b>		
<b>Objective:</b>		<b>To achieve our goal in providing the services that accomplished our mission in an efficient and professional manner while upholding Georgia Law.</b>		
		<b>FY21</b>	<b>FY22</b>	<b>FY23</b>
<b>Performance Indicators:</b>		<b>Actual</b>	<b>Actual</b>	<b>Projected</b>
Number of completed estate proceedings docketed,		973	1,019	1,100

<b>Goal:</b>		<b>To satisfy the court's mission in a prompt accurate, courteous and professional manner, and to effectively preside over hearings determining outpatient/inpatient treatment.</b>		
<b>Objective:</b>		<b>To achieve our goal in providing the services that accomplished our mission in an efficient and professional manner while upholding Georgia law.</b>		
		<b>FY21</b>	<b>FY22</b>	<b>FY23</b>
<b>Performance Indicators:</b>		<b>Actual</b>	<b>Actual</b>	<b>Projected</b>
Number of completed involuntary treatment		81	109	115





## Sheriff

### DEPARTMENT MISSION STATEMENT

We, the members of the Muscogee County Sheriff's Office, are dedicated to safeguarding the lives and property of our community through fair and impartial treatment of all citizens. We strive to protect the community and to operate the Muscogee County Jail within the boundaries of the State and U.S. Constitutions while providing safe, humane and secure environment for both the staff and inmates. We are committed to effectively serving the Judiciary needs of all the Courts within our jurisdiction. We seek to strengthen our partnerships with all facets of our community and will fulfill our duties by adapting to the changing needs of our citizens and by adhering to the highest standards of integrity, ethics and professionalism when performing our duties as employees of Muscogee County Sheriff's Office.

### Expenditures By Division

	FY20 Actual	FY21 Actual	FY22 Actual*	FY23 Adopted
5501000 Administration	\$1,735,848	\$1,972,997	\$1,916,281	\$1,884,470
5502100 Operations	\$4,731,727	\$5,022,656	\$4,915,217	\$4,759,163
5502200 Special Ops/Investigation			\$1,194,334	\$2,161,955
5502300 Training	\$369,604	\$382,143	\$460,941	\$464,122
5502400 Motor Transport	\$328,235	\$383,502	\$586,738	\$493,370
5502500 Recorders Court				-
5502600 Detention	\$14,314,328	\$14,354,814	\$14,372,213	\$14,044,238
5502650 Medical	\$5,031,125	\$5,176,131	\$4,433,664	\$5,518,319
<b>DEPARTMENT TOTAL</b>	<b>\$26,510,866</b>	<b>\$27,292,243</b>	<b>\$27,879,389</b>	<b>\$29,325,637</b>
<b>% CHANGE</b>		<b>2.95%</b>	<b>2.15%</b>	<b>5.19%</b>

\*Unaudited

### Expenditures By Category

	FY20 Actual	FY21 Actual	FY22 Actual*	FY23 Adopted
Personal Services	\$18,374,583	\$19,160,975	\$19,398,354	\$20,032,868
Operations	\$8,110,233	\$8,131,268	\$8,462,089	\$9,292,769
<b>OPERATING BUDGET</b>	<b>\$26,484,816</b>	<b>\$27,292,243</b>	<b>\$27,860,442</b>	<b>\$29,325,637</b>
Capital Budget	26,049.50	-	18,947.00	-
<b>DEPARTMENT TOTAL</b>	<b>\$26,510,866</b>	<b>\$27,292,243</b>	<b>\$27,879,389</b>	<b>\$29,325,637</b>
<b>% CHANGE</b>		<b>2.95%</b>	<b>2.15%</b>	<b>5.19%</b>

\*Unaudited

**Positions by Division**

		<b>FY21 Actual</b>	<b>FY22 Actual</b>	<b>FY23 Adopted</b>
<b>550-1000 Administration</b>	<b>FT/PT</b>	<b>26/2</b>	<b>25/1</b>	<b>25/1</b>
Accounting Technician		1	1	1
Administrative Assistant		0	1	1
Administrative Clerk I		1	0	0
Administrative Clerk II		1	0	0
Administrative Coordinator		1	1	0
Administrative Operations Manager		0	1	1
Administrative Secretary		2	0	0
Administrative Secretary (PT)		2	1	1
Captain		1	1	1
Chief Deputy Sheriff		1	1	1
Criminal Record Technician*		0	0	0
Deputy Clerk II		0	4	5
Deputy Sheriff		2	1	1
Deputy Sheriff Field Training Officer*		0	0	0
Deputy Sheriff Technician		2	1	1
Director of Community Affairs		0	1	1
Identification Technician		3	3	3
Investigator		1	1	1
Jail Commander		0	1	1
Judicial Administrative Technician II		3	0	0
Lieutenant*		1	1	1
Major		3	2	2
Sergeant		2	2	2
Sheriff		1	1	1
<b>550-2100 Operations</b>	<b>FT/PT/Temp</b>	<b>64/0/86</b>	<b>59/0/89</b>	<b>59/0/89</b>
Administrative Clerk II		1	0	0
Administrative Coordinator		1	1	1
Administrative Secretary		1	1	1
Bailiffs PT		45	47	47
Captain		1	2	2
Communication Technician III*****		3	3	3
Deputy Sheriff		23	27	27
Deputy Sheriff Field Training Officer		2	2	2
Deputy Sheriff Technician****		8	7	7
Investigator		7	3	3
Lieutenant		6	4	4
Major		1	0	0
Reserve Deputy -PT		41	42	42
Security Guards		2	2	2
Sergeant		8	7	7
<b>550-2200 Special Operations/Investigations</b>	<b>FT/PT/Temp</b>	<b>0/0/0</b>	<b>16/0/0</b>	<b>31/0/0</b>
Captain		0	2	2
Deputy Sheriff Technician		0	1	1
Investigator		0	7	21
ID Tech		0	1	1
Lieutenant		0	0	0
Major		0	1	1
Sergeant		0	4	5

<b>550-2300 Training</b>	<b>FT/PT</b>	<b>5/0</b>	<b>5/0</b>	<b>5/0</b>
Criminal Record Technician*		1	1	1
Deputy Sheriff Field Training Officer*		2	2	2
Lieutenant*		1	1	1
Sergeant*		1	1	1
<b>550-2600 Detention</b>	<b>FT/PT</b>	<b>231/0</b>	<b>227/0</b>	<b>213/0</b>
Accounting Clerk		1	1	1
Captain		2	2	2
Criminal Records Technician		5	5	5
Deputy Sheriff***		105	102	73
Deputy Sheriff Field Training Officers		7	7	7
Deputy Sheriff Technician		1	1	1
Health Service Administrator		1	0	1
Deputy Clerk II		0	0	11
Identification Technician****		5	4	4
Jail Commander**		1	1	1
Lieutenant		6	6	7
License Clinical Social Worker/License Practicing Counselor		0	1	0
Major		0	0	0
Sergeant		21	22	22
Senior Deputy Clerk II		0	0	1
Sheriff Cadet		0	0	2
Sheriff Correctional Officer		75	75	74
Sheriff Human Resources Technician		1	1	1
<b>Total Full Time/Part Time/Temporary Positions</b>		<b>326/2/86</b>	<b>338/1/89</b>	<b>333/1/89</b>

\* Position movements between units.

\*\*One (1) Deputy Sheriff (PS14) reclassified to Major (PS23G), one (1) Deputy Sheriff (PS14) reclassified to Major (PS23E), one (1)

\*\*\*One (1) Sergeant (PS18) reclassified to Lieutenant (PS20) in FY18 Mid-Year.

\*One (1) Criminal Records Technician (G10), two (2) Deputy Sheriff Field Training Officer (PS16), one (1) Lieutenant (PS20), and one

\*\*One (1) Jail Commander reclassified (PS23C) to (PS23D), one (1) Chief Deputy Sheriff reclassified (PS24F) to (PS24H), and one (1)

\*\*\*One (1) Deputy Sheriff deleted in FY19.

\*\*\*\*Three (3) Deputy Sheriffs deleted in FY21 .

\*\*\*\*\* One (1) Deputy Sheriff Technician (PS16) reclassified to Sergeant (PS18) and one (1) ID Technician (PS16) reclassified to

\*\*\*\*\* Three (3) Communication Technician III (G10) reclassified to Communication Technician (G11) in FY21.

\*\*\*\*\* One (1) Health Services Administrator (G21) reclassified to License Clinical Social Worker/License Practicing Counselor (G20) in FY22

\*\*\*\*\*Two (2) Administrative Secretary (G10) reclassified to two (2) Deputy Clerk II (G12) in FY22

\*\*\*\*\*Two (2) Judicial Administrative Technician II (G10) reclassified to two (2) Deputy Clerk II (G12) in FY22

\*\*\*\*\*Two (2) Administrative Secretary II (G10) reclassified to two (2) Deputy Clerk II (G12) in FY22

\*\*\*\*\*One (1) Administrative Assistant (G12D) reclassified to Administrative Assistant (G12E) in FY22

\*\*\*\*\*One (1) Accounting Technician (G12B) reclassified to Accounting Technician (G12D) in FY22

\*\*\*\*\*Add two (2) Sheriff Cadet (G10) in FY23

\*\*\*\*\*One (1) Administrative Coordinator (G14) to Administrative Operations Manager (G18) in FY23

\*\*\*\*\*One (1) Lieutenant (PS20) to Captain (PS22) in FY23

\*\*\*\*\*One (1) Investigator (PS16) to Sergeant (PS18) in FY23

\*\*\*\*\*Twelve (12) Sheriff Correctional Officer (PS12) to twelve (12) Deputy Clerk II (G12) in FY23

\*\*\*\*\*One (1) Sheriff Correctional Officer (PS12) to Lieutenant (PS20) in FY23

\*\*\*\*\*One (1) Deputy Clerk II (G12) to Senior Deputy Clerk (G14) in FY23

\*\*\*\*\*Twelve (12) Deputy Sheriff (PS14) to twelve (12) Sheriff Correctional Officer (PS12) in FY23

\*\*\*\*\*Fifteen (15) Deputy Sheriff (PS14) to fifteen (15) Investigator (PS16) in FY23

\*\*\*\*\*Delete two (2) Deputy Sheriff (PS14)

Note: Effective 01/01/2021 the Marshal's Office consolidated with the Sheriff's office.

## Administration Bureau


**Program Description:**

The Administrative Bureau provides Administrative support to the various divisions within the Sheriff’s Office. This division performs numerous tasks on a daily basis in order to provide this support. We seek to strengthen our partnership and relationship in all aspects of our community and fulfill our duties by adapting to changing needs of our community and by adhering to the highest standards of Integrity, ethics and professionalism when in the performance of our duties as Deputy Sheriff’s of Muscogee County.


### Civil Section/Criminal Warrants Section

**Program Description:**

The Civil and Criminal Warrants Sections receive and process all civil process and criminal warrants, track service, and maintain necessary files and databases.

<b>Goal:</b>		<b>To provide for the expedient service of civil process and criminal warrants, manage and track all sex offenders, maintain security and safety of the courts and all</b>		
<b>Objective:</b>		<b>To serve all civil process in a timely manner.</b>		
<b>Objective:</b>		<b>To serve all criminal warrants in a timely manner.</b>		
<b>Performance Indicators:</b>		<b>FY21</b>	<b>FY22</b>	<b>FY23</b>
		<b>Actual</b>	<b>Actual</b>	<b>Projected</b>
Number of civil documents processed		32,000	29,787	30,000
Number of criminal warrants executed		3,500	2,820	3,500



### Training Section

<b>Goal:</b>		<b>To provide professional training to meet all state and federally mandated training.</b>		
<b>Objective:</b>		<b>To provide a minimum of 24 hours of approved training for all sworn personnel and Correctional Officers.</b>		
<b>Performance Indicators:</b>		<b>FY21</b>	<b>FY22</b>	<b>FY23</b>
		<b>Actual</b>	<b>Actual</b>	<b>Projected</b>
Number of Deputies trained		284	243	275
<b>Objective:</b>		<b>Provide an additional 20 hours of training required by the Dept. of Justice for the Jail Bureau</b>		
<b>Performance Indicators:</b>		<b>FY21</b>	<b>FY22</b>	<b>FY23</b>
		<b>Actual</b>	<b>Actual</b>	<b>Projected</b>
Number of Correctional Officers trained		112	108	110
<b>Objective:</b>		<b>Provide 16 hours of pre-academy recruit training prior to attending the Police Academy</b>		
<b>Performance Indicators:</b>		<b>FY21</b>	<b>FY22</b>	<b>FY23</b>
		<b>Actual</b>	<b>Actual</b>	<b>Projected</b>
Number of pre-academy recruits trained		16	8	20

## Budget and Planning

### Program Description:



Budget and Planning is responsible for all budget, finance, and planning. This includes preparing the annual budget and tracking expenditures throughout the fiscal year. Planning involves development of target goals for the fiscal year along with strategic

<b>Goal:</b>	 	<b>To be fiscally responsible and operate in the most efficient and effective manner possible.</b>		
<b>Objective:</b>	<b>Conduct monthly review of agency budget and report status.</b>			
<b>Performance Indicators:</b>		<b>FY21 Actual</b>	<b>FY22 Actual</b>	<b>FY23 Projected</b>
Number of budget reviews		12	12	12
<b>Objective:</b>	<b>Conduct quarterly meetings to review the progress of set goals and objectives.</b>			
<b>Performance Indicators:</b>		<b>FY21 Actual</b>	<b>FY22 Actual</b>	<b>FY23 Projected</b>
Number of goals and objectives reviews		4	4	4

## Human Resources

### Program Description:


Human Resources is responsible for the recruitment and hiring of all personnel as well as managing all employee related functions and time management.

<b>Goal:</b>	 	<b>To recruit and hire qualified individuals with a high degree of ethics and integrity.</b>		
<b>Objective:</b>	<b>To process, investigate and hire all candidates in accordance with current Human Resource Industry best practices.</b>			
<b>Performance Indicators:</b>		<b>FY21 Actual</b>	<b>FY22 Actual</b>	<b>FY23 Projected</b>
Number of applicants processed		106	58	75
Number of applicants hired		47	25	30
Number of resignations/terminations		64	28	35

## Office of Professional Standards

### Program Description:


The Office of Professional Standards is responsible for assuring the agency maintains high standards and integrity. The Office of Professional Standards conducts internal investigations as needed. It also conducts background checks, investigations, and CVSA test of all applicants. The Office of Professional Standards also maintains data and completed reports concerning complaints, uses of force, and vehicle pursuits.

<b>Goal:</b>		<b>To ensure the highest standard of ethics and integrity of employees and candidates.</b>		
<b>Objective:</b>	<b>Track all use of force incidents for compliance with policy and procedure.</b>			
<b>Performance Indicators:</b>		<b>FY21 Actual</b>	<b>FY22 Actual</b>	<b>FY23 Projected</b>
Number of Use of Force incidents		87	35	60
<b>Objective:</b>	<b>Conduct background investigations on all applicants.</b>			
<b>Performance Indicators:</b>		<b>FY21 Actual</b>	<b>FY22 Actual</b>	<b>FY23 Projected</b>
Number of background/CVSA investigations		138	67	100
Number of complaints investigated		27	8	20

## Pre-Trial Program

**Program Description:**


To identify incarcerated individuals suitable for release under the Pre-Trial Program who meet the established criteria. Pretrial release further ensures those defendants who do not pose a risk to the community are able to be released from custody even if they have no financial means. Research verifies that lower risk defendants detained unnecessarily during the pretrial process show a significant likelihood that their risk for recidivism increases as a result.

<b>Goal:</b>		<b>To provide a viable, cost efficient, monitoring and tracking program allowing for the release of identified inmates, fitting an established criteria, as a means of reducing the jail population.</b>		
<b>Objective:</b>		<b>Identify inmates fitting the criteria to participate in the Pre-Trial Release Program.</b>		
<b>Performance Indicators:</b>		<b>FY21</b>	<b>FY22</b>	<b>FY23</b>
		<b>Actual</b>	<b>Actual</b>	<b>Projected</b>
Number of Participants		112	73	100
<b>Objective:</b>		<b>Monitor and track participants in the Pre-Trial Release Program.</b>		
<b>Performance Indicators:</b>		<b>FY21</b>	<b>FY22</b>	<b>FY23</b>
		<b>Actual</b>	<b>Actual</b>	<b>Projected</b>
Number of participants on ankle monitors		41	36	55
Number of participants rearrested		86	63	70

## Operations Bureau

**Program Description:**


The Operations Bureau of the Muscogee County Sheriff's Office is responsible for the following: Patrol Services, Courts Services, Investigative/Felony Apprehension Services (internal and external), civil processes, misdemeanor warrant apprehension and services, Canine Services, Sex Offenders registration and verification, Special Events, Special Response Teams, out of town

<b>Goal:</b>		<b>To provide continuous patrol services for the citizens and government of Muscogee County, Georgia, to serve all civil and criminal warrants in a timely manner, and provide for the safety and security of the Government Center and Courts.</b>		
<b>Objective:</b>		<b>To provide a safe and secure environment in the courts.</b>		
<b>Objective:</b>		<b>To minimize the number of inmates being transported from the County Jail to the</b>		
<b>Objective:</b>		<b>To minimize the number of out-of-town juvenile transports.</b>		
<b>Objective:</b>		<b>To provide for a quick response of a well-trained Special Response Team for tactical situations.</b>		
<b>Objective:</b>		<b>To receive and process all civil and criminal processes on the date they are received and forward to Operations Bureau for service within a maximum of two days.</b>		
<b>Performance Indicators:</b>		<b>FY21</b>	<b>FY22</b>	<b>FY23</b>
		<b>Actual</b>	<b>Actual</b>	<b>Projected</b>
Number of court sessions attended		42,808	52,810	51,000
Number of prisoners transported to court		5,350	11,271	11,000
Number of Juveniles transported out-of-town		395	121	150
Number of Special Response Team Call Outs		59	67	75
Number of Civil Process and Criminal Warrants Checked		36,107	37,724	38,000

## Sex Offender Registry Office

**Program Description:**



The Sex Offender Registry office is responsible for ensuring the registration of sex offenders and to provide monitoring and tracking of all registered sex offenders.

<b>Goal:</b>		<b>To ensure the safety of the community by tracking, monitoring and registering of sex offenders.</b>		
<b>Objective:</b>		<b>To check and verify sex offender status.</b>		
<b>Performance Indicators:</b>		<b>FY21 Actual</b>	<b>FY22 Actual</b>	<b>FY23 Projected</b>
Number of sex offender checks completed		5,580	6,301	6,500
<b>Objective:</b>		<b>To register all required sex offenders</b>		
<b>Performance Indicators:</b>		<b>FY21 Actual</b>	<b>FY22 Actual</b>	<b>FY23 Projected</b>
Number of registered sex offenders		687	709	770

## Jail Bureau

**Program Description:**



The Muscogee County Detention Center is a housing facility for pretrial state, local, and federal inmates. The Jail also houses inmates sentenced on misdemeanor and city ordinance sentences.

<b>Goal:</b>	 	<b>To provide a safe and secure environment for our staff and inmates.</b>		
<b>Objective:</b>		<b>Proactive supervision and quality control of processes.</b>		
<b>Performance Indicators:</b>		<b>FY21 Actual</b>	<b>FY22 Actual</b>	<b>FY23 Projected</b>
Average Daily Population		997	1147	1110
Number of Inmates Charged with Murder		57	70	65
Documented Number of Gang Members		500	588	600

## Medical Services

**Program Description:**

The Medical Bureau provides medical/dental and mental health care to all inmates of the Muscogee County Jail.

<b>Goal:</b>	 	<b>To provide a safe and secure environment for our staff and inmates.</b>		
<b>Objective:</b>		<b>Proactive supervision and quality control of processes.</b>		
<b>Performance Indicators:</b>		<b>FY21 Actual</b>	<b>FY22 Actual</b>	<b>FY23 Projected</b>
Average Daily Population		9,249	2,146	2,250
Number of Inmates Charged with Murder		279	412	435
Documented Number of Gang Members		392	455	480

**Budget Notes:**

Medical Services were placed under management by a contractor beginning in FY14.

## Motor Transport

**Program Description:**

The main function of the Motor Transport division is to ensure that all departmental vehicles are in proper operating condition and

<b>Goal:</b>	<b>To maintain all fleet and assigned vehicles in fully operational status in accordance</b>		
<b>Objective:</b>	<b>To provide fleet management for all marked patrol vehicles.</b>		
<b>Objective:</b>	<b>To provide fleet management for all administrative vehicles.</b>		
<b>Objective:</b>	<b>To provide fleet management for all SUV's, trucks, and vans.</b>		
<b>Performance Indicators:</b>	<b>FY21 Actual</b>	<b>FY22 Actual</b>	<b>FY23 Projected</b>
Number of marked patrol vehicles:	51	54	60
Number of administrative vehicles:	26	30	30
Number of SUV's, trucks, and vans:	33	33	36
Prisoner Bus	1	1	1





## Tax Commissioner

### DEPARTMENT MISSION STATEMENT

To provide tag and tax services that are accessible and responsive to the needs of the citizens of Muscogee County through innovation, technology, and a professional workforce.

#### Expenditures By Division

	FY20 Actual	FY21 Actual	FY22 Actual*	FY23 Adopted
5601000 Tax Commissioner	\$1,609,307	\$1,643,538	\$1,740,846	\$1,859,487
<b>DEPARTMENT TOTAL</b>	<b>\$1,609,307</b>	<b>\$1,643,538</b>	<b>\$1,740,846</b>	<b>\$1,859,487</b>
<b>% CHANGE</b>		<b>2.13%</b>	<b>5.92%</b>	<b>6.82%</b>

*\*Unaudited*

#### Expenditures By Category

	FY20 Actual	FY21 Actual	FY22 Actual*	FY23 Adopted
Personal Services	\$1,335,575	\$1,411,200	\$1,505,064	\$1,592,317
Operations	\$273,732	\$232,338	\$235,782	\$267,170
<b>OPERATING BUDGET</b>	<b>\$1,609,307</b>	<b>\$1,643,538</b>	<b>\$1,740,846</b>	<b>\$1,859,487</b>
Capital Budget	-	-	-	-
<b>DEPARTMENT TOTAL</b>	<b>\$1,609,307</b>	<b>\$1,643,538</b>	<b>\$1,740,846</b>	<b>\$1,859,487</b>
<b>% CHANGE</b>		<b>2.13%</b>	<b>5.92%</b>	<b>6.82%</b>

*\*Unaudited*

**Positions by Division**

		<b>FY21</b>	<b>FY22</b>	<b>FY23</b>
		<b>Actual</b>	<b>Actual</b>	<b>Adopted</b>
<b>560-1000 Tax Commissioner</b>	<b>FT/PT</b>	<b>28/2</b>	<b>28/2</b>	<b>28/2</b>
Accounting Operations Administrator*		1	1	1
Administrative Technician		1	1	1
Chief Deputy Tax Commissioner		1	1	1
Deputy Tax Commissioner*		3	3	3
Support Clerk (PT)		2	2	2
Tax Clerk I**		12	12	12
Tax Clerk II**		7	7	7
Tax Commissioner****		1	1	1
Tax Specialist***		2	2	1
Financial Analyst***		0	0	1
<b>Total Full Time/Part Time Positions</b>		<b>28/2</b>	<b>28/2</b>	<b>28/2</b>

*\*One (1) Accounting Operations Administrator (G20) reclassified to (G22) (Grade Only), and three (3) Deputy Tax Commissioners (G18) reclassified to (G20) (Grade Only) in FY20.*

*\*\* Twelve (12) Tax Clerk I (G10) positions reclassified to (G12) (Grade Only), and seven (7) Tax Clerk II (G11)*


*\*\*\* One (1) Tax Specialist (G16) reclassified to one (1) Financial Analyst (G19).*

*\*\*\*\* One (1) Chief Deputy Tax Commissioner (G21D) reclassified to (G23B) (Grade Only).*

## Tax Commissioner

### Program Description:

The Tax Commissioner’s primary job is to collect ad valorem taxes due by the residents of Muscogee County for the State of Georgia, Columbus Consolidated Government and Muscogee County School District. The Tax Commissioner is responsible for the receiving of tax returns and homestead exemption application and the certification of the real and personal property digest to the State of Georgia, Department of Revenue, and Property Tax Division. Intangible taxes are also the responsibility of this office.

<b>Goal:</b>		<b>To provide courteous, prompt, efficient service to citizens and government in the collection and remission of revenue. (property taxes, motor vehicle registration, fees &amp; penalties, etc.).</b>		
<b>Objective:</b>	<b>Implement new motor vehicle and property tax laws.</b>			
<b>Objective:</b>	<b>Obtain 99% property tax collection rate.</b>			
<b>Objective:</b>	<b>Implement motor vehicle internet registration renewal.</b>			
<b>Objective:</b>	<b>Improve property tax billing and collection technology.</b>			
<b>Performance Indicators:</b>	<b>FY21</b>	<b>FY22</b>	<b>FY23</b>	
	<b>Actual</b>	<b>Actual</b>	<b>Projected</b>	
Motor Vehicle Services	261,257	248,490	240,000	
Title Transactions	32,999	35,427	38,000	
Property Tax Bills Mailed	78,787	99,510	100,000	
Property Tax Collection Rate	97.3%	97.6%	100.0%	



Coroner

## Coroner

### DEPARTMENT MISSION STATEMENT

The Coroner's office exists to serve the residents and visitors of Muscogee County by conducting thorough medico legal death investigations. The Coroner's Office will remain diligent in our effort to seek the truth, establish accurate conclusions, produce prompt reports and function with integrity and compassion in all aspects of our specialized professional expertise and dedicate ourselves to continuous progress towards excellence.

### Expenditures By Division

	FY20 Actual	FY21 Actual	FY22 Actual*	FY23 Adopted
5701000 Office of the Coroner	\$363,214	\$359,903	\$391,777	\$386,238
<b>DEPARTMENT TOTAL</b>	<b>\$363,214</b>	<b>\$359,903</b>	<b>\$391,777</b>	<b>\$386,238</b>
<b>% CHANGE</b>		<b>-0.91%</b>	<b>8.86%</b>	<b>-1.41%</b>

*\*Unaudited*

### Expenditures By Category

	FY20 Actual	FY21 Actual	FY22 Actual*	FY23 Adopted
Personal Services	\$318,521	\$336,389	\$362,227	\$354,819
Operations	\$21,328	\$23,514	\$29,550	\$31,419
<b>OPERATING BUDGET</b>	<b>\$339,849</b>	<b>\$359,903</b>	<b>\$391,777</b>	<b>\$386,238</b>
Capital Budget	23,365.00		-	-
<b>DEPARTMENT TOTAL</b>	<b>\$363,214</b>	<b>\$359,903</b>	<b>\$391,777</b>	<b>\$386,238</b>
<b>% CHANGE</b>		<b>-0.91%</b>	<b>8.86%</b>	<b>-1.41%</b>

*\*Unaudited*

**Positions by Division**


		<b>FY21</b>	<b>FY22</b>	<b>FY23</b>
		<b>Actual</b>	<b>Actual</b>	<b>Adopted</b>
<b>570-1000 Coroner</b>	<b>FT/Temp</b>	<b>5/1</b>	<b>5/1</b>	<b>5/1</b>
Administrative Assistant		1	1	1
Chief Deputy Coroner		1	1	1
Coroner		1	1	1
Deputy Coroner*		2	2	2
Driver (Temporary)		1	1	1
<b>Total Full Time/Temporary Positions</b>		<b>5/1</b>	<b>5/1</b>	<b>5/1</b>

*\*One (1) Deputy Coroner (G16) added in FY20.*


## Coroner

### Program Description:


The Coroner is elected for a four-year term and is charged with the responsibility of investigating deaths from unknown or violent causes, and deaths that occur while unattended by a physician. The Coroner is also charged with holding inquests, assisting law enforcement agencies with investigations, locating, advising, and counseling with families of the deceased, maintaining an up-to-date and complete record system on each case, and the responsibility of transporting bodies to the Medical Examiner's Lab in Atlanta for autopsy.




<b>Goal:</b>		<b>To provide highest level of training and working conditions possible for investigators for safety and efficiency.</b>		
<b>Objective:</b>		<b>Assure investigators attend classes in their area of expertise.</b>		
<b>Performance Indicators:</b>		<b>FY21</b>	<b>FY22</b>	<b>FY23</b>
		<b>Actual</b>	<b>Actual</b>	<b>Adopted</b>
Percentage of Completion		<b>100%</b>	<b>100%</b>	<b>100%</b>

<b>Goal:</b>		<b>To properly conduct body transport to maintain a high standard in establishing accurate conclusion of time of death, cause of death, and other applicable factors.</b>		
<b>Objective:</b>		<b>To maintain a low level of incidents during body transports.</b>		
<b>Performance Indicators:</b>		<b>FY21</b>	<b>FY22</b>	<b>FY23</b>
		<b>Actual</b>	<b>Actual</b>	<b>Adopted</b>
Percentage of transports without incident		<b>100%</b>	<b>100%</b>	<b>100%</b>

<b>Goal:</b>		<b>To expedite the production of death certificates for insurance purposes.</b>		
<b>Objective:</b>		<b>To maintain accurate records in order to complete certificates. To process all death certificates under autopsy in less than six (6) months from date of death.</b>		
<b>Performance Indicators:</b>		<b>FY21</b>	<b>FY22</b>	<b>FY23</b>
		<b>Actual</b>	<b>Actual</b>	<b>Adopted</b>
Percent of death certificates processed within six (6) months.		<b>98%</b>	<b>95%</b>	<b>100%</b>
<b>Objective:</b>		<b>To maintain accurate records in order to complete certificates. To process all death certificates not under autopsy in less than seven (7) days from date of death.</b>		
<b>Performance Indicators:</b>		<b>FY21</b>	<b>FY22</b>	<b>FY23</b>
		<b>Actual</b>	<b>Actual</b>	<b>Adopted</b>
Percent of death certificates processed within six		<b>95%</b>	<b>97%</b>	<b>100%</b>

<b>Goal:</b>	 	<b>To reduce the number of child deaths due to co-sleeping and accidents.</b>		
<b>Objective:</b>	<b>To implement classes and presentations on the importance of back and separate sleep for babies. To reduce child deaths due to co-sleeping by 20%.</b>			
<b>Performance Indicators:</b>		<b>FY21 Actual</b>	<b>FY22 Actual</b>	<b>FY23 Adopted</b>
Reduction of child deaths due to co-sleeping and accidents.		13.5%	14.0%	20.0%
<b>Goal:</b>		<b>To reduce the amount of investigations using the pauper's program with an average of 100 cases per year and \$350 each.</b>		
<b>Objective:</b>	<b>To decrease the amount of pauper's cases and thereby reducing the funds paid by the city by 10%.</b>			
<b>Performance Indicators:</b>		<b>FY21 Actual</b>	<b>FY22 Actual</b>	<b>FY23 Adopted</b>
Reduction of pauper's deaths in the city.		130	133	140



## Recorder's Court

### **DEPARTMENT MISSION STATEMENT**

Recorders Court hears traffic, criminal and city ordinance cases made by the Columbus Police Department, Special Enforcement, Airport Police, Housing Authority, Metro Narcotic Task Force, Fire Department and the Georgia State Patrol. The court's functional responsibility is to set bail, issue warrants, collect fines/bonds, hear and determine if probable cause exists for Superior/State Court offenses, and adjudicate City Ordinances and certain state offenses. The Treasury Division collects all fines/bonds and other monies directed by the Courts.

### **Expenditures By Division**

	FY20 Actual	FY21 Actual	FY22 Actual*	FY23 Adopted
5801000 Recorder's Court	\$1,073,931	\$1,073,100	\$1,079,328	\$1,140,856
<b>DEPARTMENT TOTAL</b>	<b>\$1,073,931</b>	<b>\$1,073,100</b>	<b>\$1,079,328</b>	<b>\$1,140,856</b>
<b>% CHANGE</b>		<b>-0.08%</b>	<b>0.58%</b>	<b>5.70%</b>

*\*Unaudited*

### **Expenditures By Category**

	FY20 Actual	FY21 Actual	FY22 Actual*	FY23 Adopted
Personal Services	\$900,848	\$923,806	\$929,803	\$974,991
Operations	\$167,335	\$149,294	\$149,525	\$165,865
<b>OPERATING BUDGET</b>	<b>\$1,068,183</b>	<b>\$1,073,100</b>	<b>\$1,079,328</b>	<b>\$1,140,856</b>
Capital Budget	5,747.64	-	-	-
<b>DEPARTMENT TOTAL</b>	<b>\$1,073,931</b>	<b>\$1,073,100</b>	<b>\$1,079,328</b>	<b>\$1,140,856</b>
<b>% CHANGE</b>		<b>-0.08%</b>	<b>0.58%</b>	<b>5.70%</b>

*\*Unaudited*



**Positions by Division**

		<b>FY21 Actual</b>	<b>FY22 Actual</b>	<b>FY23 Adopted</b>
<b>580-1000 Recorder's Court</b>	<b>FT/PT</b>	<b>17/6</b>	<b>17/6</b>	<b>17/6</b>
Accounting Clerk*		0	0	0
Chief Recorder's Court Clerk		1	1	1
Chief Recorder's Court Judge		1	1	1
Deputy Clerk II*		13	13	13
Judicial Administration Technician I*		0	0	0
Judicial Administration Technician II*		0	0	0
Judicial Administration Technician III*		0	0	0
Recorder's Court Judge Pro Tem		0	0	0
Recorder's Court Judge Pro Tem (PT)		6	6	6
Senior Deputy Clerk*		2	2	2
<b>Total Full Time/Part Time Positions</b>		<b>17/6</b>	<b>17/6</b>	<b>17/6</b>

\* Three (3) Judicial Administration Technician I (G9) reclassified to Deputy Clerk II (G12), five (5) Judicial Administration Technician II (G10) reclassified to Deputy Clerk II (G12), one (1) Judicial Administration Technician II (G10) reclassified to Senior Deputy Clerk (G14), one (1) Judicial Administration Technician III (G12) reclassified to Senior Deputy Clerk (G14), and two (2) Accounting Clerk (G10) reclassified to Deputy Clerk II (G12) in FY19.

\*\* Three (3) Deputy Clerk II (G12) added in FY20.

## Recorder's Court

### **Program Description:**

Recorders Court hears traffic, criminal and city ordinance cases made by the Columbus Police Department, Special Enforcement, Airport Police, Housing Authority, Metro Narcotic Task Force, Fire Department and the Georgia State Patrol. The court's functional responsibility is to set bail, issue warrants, collect fines/bonds, hear and determine if probable cause exists for Superior/State Court offenses, and adjudicate City Ordinances and certain state offenses. The Treasury Division collects all fines/bonds and other monies directed by the Courts.



Non-Departmental

**Non-Departmental**

**Expenditures By Division**

	FY20 Actual	FY21 Actual	FY22 Actual*	FY23 Adopted
5901000 Agency Appropriations	\$1,172,796	\$1,435,104	\$1,189,632	\$1,185,366
5902000 Contingency	\$16,801	\$464,895	\$105,789	\$11,949,128
5903000 Non-Categorical	\$8,473,913	\$8,202,542	\$11,106,138	\$7,624,018
5904000 Inter-Fund Transfer	\$1,745,502	\$6,437,548	\$574,954	\$500,000
<b>DEPARTMENT TOTAL</b>	<b>\$11,409,012</b>	<b>\$16,540,089</b>	<b>\$12,976,513</b>	<b>\$21,258,512</b>
<b>% CHANGE</b>		<b>44.97%</b>	<b>-21.55%</b>	<b>63.82%</b>

\*Unaudited

**Expenditures By Category**

	FY20 Actual	FY21 Actual	FY22 Actual*	FY23 Adopted
Personal Services	-	-	-	\$11,774,959
Operations	\$11,375,645	\$21,258,512	\$12,271,245	\$9,433,553
<b>OPERATING BUDGET</b>	<b>\$11,375,645</b>	<b>\$21,258,512</b>	<b>\$12,271,245</b>	<b>\$21,208,512</b>
Capital Budget	\$33,367	\$132,202	\$705,268	\$50,000
<b>DEPARTMENT TOTAL</b>	<b>\$11,409,012</b>	<b>\$21,390,714</b>	<b>\$12,976,513</b>	<b>\$21,258,512</b>
<b>% CHANGE</b>		<b>87.49%</b>	<b>-39.34%</b>	<b>63.82%</b>

\*Unaudited

## Agency Appropriations

**Program Description:**

The Consolidated Government provides funds to agencies that provide services to the community. The chart below shows the agency appropriations for each organization.

**Agency Appropriations:**

Agency	FY22 Appropriation	FY23 Adopted
Airport Commission	40000	40,000
Aid to Other Agencies	250,000	250,000
Department of Family & Children Services	41,500	41,500
Health Department Rent	-	-
Health Department Services	502,012	502,012
New Horizons Community Service Board	144,932	144,932
River Valley Development Planning Commission	195,769	206,922
<b>TOTAL</b>	<b>\$1,174,213</b>	<b>\$1,185,366</b>

## Contingency

**Program Description:**

The Contingency Fund is an amount established in each annual budget to finance unusual items, which cannot be anticipated in the budget preparation. As these items occur during the year, transferring the required funds to the appropriate account reduces the contingency.

Project Description	FY23 Adopted
Other Employee Benefits	11,774,959
All Other Non-Categorical Expenditures	174,169
<b>TOTAL</b>	<b>\$11,949,128</b>

## Non-Categorical

**Program Description:**

Appropriations and expenditures, which pertain solely to a specific department, are budgeted by that department. However, there are certain expenditures, which are not applicable to a specific department, and the non-categorical section has been established for recording these appropriations and expenditures.

	FY23 Adopted
Street Lighting Energy	3,469,740
Promotion/Advertising Services	10,000
Contractual Services	25,000
Special and Ongoing Projects	10,000
Workers Compensation	2,528,580
Uninsured Losses	758,698
Peace Officer's Annuity	772,000
Litigation and Court Costs	-
Demolition Services	-
Capital Outlay	50,000
<b>TOTAL</b>	<b>\$ 7,624,018</b>

## Interfund Transfers

**Program Description:**

This activity accounts for operating transfers from the General Fund to other funds. Transfers are made to provide required matching funds for federal and/or state grants. Also, this activity accounts for resources transferred to other funds where actual costs are recorded with funding assistance from the General Fund, such as the Civic Center and Golf Courses. Finally, this activity accounts for transfers of funds allocated to the Capital Improvement Program.

	<b>FY23 Adopted</b>
Transfer to Multi Governmental Fund	300,000
Transfer to Indigent Care Fund	-
Transfer to Civic Center	-
Transfer to Oxbow Creek Golf Course	150,000
Transfer to Bull Creek Golf Course	50,000
<b>TOTAL</b>	<b>\$ 500,000</b>



## Parking Management

**DEPARTMENT MISSION STATEMENT**

To provide a safe, reliable, dependable and cost effective transit service with a professional team of employees, dedicated to our customers needs and committed to excellence.

**Expenditures By Division**

	FY20 Actual	FY21 Actual	FY22 Actual*	FY23 Adopted
6103000 Parking Management	\$142,316	\$125,976	\$135,730	\$182,539
<b>DEPARTMENT TOTAL</b>	<b>142,316.40</b>	<b>125,976</b>	<b>\$135,730</b>	<b>\$182,539</b>
<b>% CHANGE</b>		<b>-11.48%</b>	<b>7.74%</b>	<b>34.49%</b>

*\*Unaudited*

**Expenditures By Category**

	FY20 Actual	FY21 Actual	FY22 Actual*	FY23 Adopted
Personal Services	\$132,018.41	\$121,916.68	\$128,626.46	\$162,389
Operations	\$10,297.99	\$4,058.86	\$7,103.13	\$20,150
<b>OPERATING BUDGET</b>	<b>142,316</b>	<b>125,976</b>	<b>\$135,729.59</b>	<b>\$182,539</b>
Capital Budget	-	-	-	-
<b>DEPARTMENT TOTAL</b>	<b>142,316</b>	<b>125,976</b>	<b>\$135,730</b>	<b>\$182,539</b>
<b>% CHANGE</b>		<b>-11.48%</b>	<b>7.74%</b>	<b>34.49%</b>

*\*Unaudited*

**Positions by Division**

	<b>FY21</b>	<b>FY22</b>	<b>FY23</b>
	<b>Actual</b>	<b>Actual</b>	<b>Adopted</b>
<b>610-3000 Parking Management</b>	<b>0/0</b>	<b>1/13</b>	<b>1/13</b>
Parking Division Manager*	0	1	1
Parking Enforcement Supervisor**	0	0	0
Parking Enforcement Officer**	0	0	0
Parking Enforcement Officer -PT***	0	13	13
<b>Total Full Time/Part Time Positions</b>	<b>0/0</b>	<b>1/13</b>	<b>1/13</b>

*\*One (1) Parking Division Manager (G18) moved from Parking Management Fund in FY19*





*\*\*One (1) Parking Enforcement Supervisor (G14) and two (2) Parking Enforcement Officers -PT (G10) deleted in FY19*

*\*\*\*Thirteen (13) Parking Enforcement Officers -PT (G10) added in FY19 Mid Year*

## Parking Management

**Program Description:**

The division responsibility is to enforce the Parking Ordinances.

<b>Goal:</b>		<b>To enforce ordinances regarding parking in the Uptown Management Area, Lakebottom, 9th Street and North Lake Business District.</b>												
<b>Objective:</b>		<b>To monitor Uptown Enforcement Area, Lakebottom, 9th Street and North Lake Business District and issue citations when parking violations occur.</b>												
<b>Performance Indicators:</b>		<table style="width: 100%; border-collapse: collapse;"> <thead> <tr> <th style="width: 50%;"></th> <th style="width: 16.6%;">FY21 Actual</th> <th style="width: 16.6%;">FY22 Actual</th> <th style="width: 16.6%;">FY23 Adopted</th> </tr> </thead> <tbody> <tr> <td>Increased revenue from issued tickets for violations and payments processed</td> <td style="text-align: center;">62%</td> <td style="text-align: center;">84%</td> <td style="text-align: center;">98%</td> </tr> </tbody> </table>		FY21 Actual	FY22 Actual	FY23 Adopted	Increased revenue from issued tickets for violations and payments processed	62%	84%	98%				
	FY21 Actual	FY22 Actual	FY23 Adopted											
Increased revenue from issued tickets for violations and payments processed	62%	84%	98%											
<b>Goal:</b>		<b>To collect revenue for outstanding unpaid citations written by Metra and other law enforcement agencies of the city.</b>												
<b>Objective:</b>		<b>To ensure that repeat violators pay outstanding, unpaid citations, which includes notifying violator via certified mail, and depending upon the violator, could include immobilization and eventual towing of the vehicle.</b>												
<b>Performance Indicators:</b>		<table style="width: 100%; border-collapse: collapse;"> <thead> <tr> <th style="width: 50%;"></th> <th style="width: 16.6%;">FY21 Actual</th> <th style="width: 16.6%;">FY22 Actual</th> <th style="width: 16.6%;">FY23 Projected</th> </tr> </thead> <tbody> <tr> <td>Increased revenue for outstanding unpaid citations</td> <td style="text-align: center;">34%</td> <td style="text-align: center;">64%</td> <td style="text-align: center;">95%</td> </tr> </tbody> </table>		FY21 Actual	FY22 Actual	FY23 Projected	Increased revenue for outstanding unpaid citations	34%	64%	95%				
	FY21 Actual	FY22 Actual	FY23 Projected											
Increased revenue for outstanding unpaid citations	34%	64%	95%											
<b>Goal:</b>	 	<b>To manage and maintain the city owned parking garages and to reduce utilities cost for all parking structures.</b>												
<b>Objective:</b>		<b>To lease parking spaces and permit daily public parking in a safe environment, which includes, but is not limited to; assigning spaces, accepting lease payments, and keeping garages free of hazardous materials and debris.</b>												
<b>Performance Indicators:</b>		<table style="width: 100%; border-collapse: collapse;"> <thead> <tr> <th style="width: 50%;"></th> <th style="width: 16.6%;">FY21 Actual</th> <th style="width: 16.6%;">FY22 Actual</th> <th style="width: 16.6%;">FY23 Projected</th> </tr> </thead> <tbody> <tr> <td>Percent increase of leased spaces and daily public parkers</td> <td style="text-align: center;">8%</td> <td style="text-align: center;">13%</td> <td style="text-align: center;">20%</td> </tr> <tr> <td>Percent increase of lower utility cost</td> <td style="text-align: center;">5%</td> <td style="text-align: center;">9%</td> <td style="text-align: center;">20%</td> </tr> </tbody> </table>		FY21 Actual	FY22 Actual	FY23 Projected	Percent increase of leased spaces and daily public parkers	8%	13%	20%	Percent increase of lower utility cost	5%	9%	20%
	FY21 Actual	FY22 Actual	FY23 Projected											
Percent increase of leased spaces and daily public parkers	8%	13%	20%											
Percent increase of lower utility cost	5%	9%	20%											





## 2009 OTHER LOCAL OPTION SALES TAX (LOST) FUND – PUBLIC SAFETY

**The Other Local Option Sales Tax Fund is an operating fund of the government that accounts for all financial resources related to the 70% portion for Public Safety of the other Local Option Sales Tax implemented in 2009.**

[Return to Table of Contents](#)

## OLOST - Public Safety/Executive

### **DEPARTMENT MISSION STATEMENT**

The purpose of the Crime Prevention and Intervention Program is to identify and recommend long-term initiatives that will assist in preventing crime in Columbus, Georgia. It is much more cost efficient in the long run to prevent crime than for the public to bear the costs of incarceration. There will be five areas of emphasis that the program will focus on including Recreation, Education, Drug and Alcohol Prevention and Intervention, Employment and Jobs, and Community Policing.

### **Expenditures By Division**

		<b>FY20 Actual</b>	<b>FY21 Actual</b>	<b>FY22 Actual*</b>	<b>FY23 Adopted</b>
1109900	Office of the Crime Prevention**	\$81,733	\$84,431	\$88,220	\$843,987
1109903	Crime Prevention Programs	\$675,000	689,700	735,000	\$0
1109904	Crime Prev- D.A.R.E. to be GREAT	\$5,972	-	-	\$0
1109905	Juvenile Drug Court	-	-	-	\$0
1109906	Boxwood Recreation Center	-	-	-	\$0
1109908	Adult Drug Court	-	-	-	\$0
1109909	Jr. Marshal Program	\$4,449	-	-	\$0
1109911	Office of Dispute Resolution	\$17,509	18,400	15,000	\$0
<b>DEPARTMENT TOTAL</b>		<b>\$784,663</b>	<b>\$792,531</b>	<b>\$838,220</b>	<b>\$843,987</b>
<b>% CHANGE</b>			<b>1.00%</b>	<b>5.76%</b>	<b>0.69%</b>

*\*Unaudited*

*\*\*During the course of the Fiscal Year, the Office of Crime Prevention allocates funding to specified Crime Prevention Programs from its total appropriation.*

**Expenditures By Category**

	<b>FY20 Actual</b>	<b>FY21 Actual</b>	<b>FY22 Actual*</b>	<b>FY23 Adopted</b>
Personal Services	\$81,596	\$84,250	\$87,917	\$84,287
Operations	\$703,067	\$708,281	\$750,303	\$759,700
<b>OPERATING BUDGET</b>	<b>\$784,663</b>	<b>\$792,531</b>	<b>\$838,220</b>	<b>\$843,987</b>
Capital Budget	-	-	-	-
<b>DEPARTMENT TOTAL</b>	<b>\$784,663</b>	<b>\$792,531</b>	<b>\$838,220</b>	<b>\$843,987</b>
<b>% CHANGE</b>		<b>1.00%</b>	<b>5.76%</b>	<b>0.69%</b>
<i>*Unaudited</i>				
<b>Positions by Division</b>				
	<b>FY21 Actual</b>	<b>FY22 Actual</b>	<b>FY23 Adopted</b>	
<b>110-9900 Office of Crime Prevention FT/PT</b>	<b>1</b>	<b>1</b>	<b>1</b>	
Crime Prevention Director - LOST Funded	1	1	1	
<b>Total Full Time/Part Time Positions</b>	<b>1</b>	<b>1</b>	<b>1</b>	

## OLOST - Public Safety/Public Works

### **DEPARTMENT MISSION STATEMENT**

The Department of Public Works strives to serve the community by providing street and road maintenance, storm drainage, environmental enforcement, urban forest maintenance, waste disposal and maintenance of city owned properties in a safe and efficient manner, which is sensitive to the environment. The department is committed to doing its part to enhance the high quality of life for the current and future generations.

### **Expenditures By Division**

	FY20 Actual	FY21 Actual	FY22 Actual*	FY23 Adopted
2609900 Public Works	\$121,306	\$118,452	\$111,331	\$129,619
<b>DEPARTMENT TOTAL</b>	<b>\$121,306</b>	<b>\$118,452</b>	<b>\$111,331</b>	<b>\$129,619</b>
<b>% CHANGE</b>		<b>-2.35%</b>	<b>-6.01%</b>	<b>16.43%</b>

*\*Unaudited*

### **Expenditures By Category**

	FY20 Actual	FY21 Actual	FY22 Actual*	FY23 Adopted
Personal Services	\$121,306	\$118,452	\$111,331	\$129,619
Operations	-	-	-	-
<b>OPERATING BUDGET</b>	<b>\$121,306</b>	<b>\$118,452</b>	<b>\$111,331</b>	<b>\$129,619</b>
Capital Budget	-	-	-	-
<b>DEPARTMENT TOTAL</b>	<b>\$121,306</b>	<b>\$118,452</b>	<b>\$111,331</b>	<b>\$129,619</b>
<b>% CHANGE</b>		<b>-2.35%</b>	<b>-6.01%</b>	<b>16.43%</b>

*\*Unaudited*

### **Budget Note:**

\$3,812 (including benefits) Annual Supplement for 34 Sworn Officers

## OLOST - Public Safety/Parks and Recreation

### **DEPARTMENT MISSION STATEMENT**

The Columbus Parks and Recreation Department strives to enhance the quality of life for all citizens of this community by providing passive and active recreational, educational and cultural programming services for all age groups. It is our objective to provide parks and recreation facilities that are safe, accessible and aesthetically pleasing to the entire community. This division will strive for continual improvement of its broad-based, recreational programs to ensure opportunities for all citizens in order to maintain its leadership among comparable sized cities in the United States.

### **Expenditures By Division**

	FY20 Actual	FY21 Actual	FY22 Actual*	FY23 Adopted
2709900 Parks & Recreation	\$40,806	\$44,888	\$43,035	\$49,560
<b>DEPARTMENT TOTAL</b>	<b>\$40,806</b>	<b>\$44,888</b>	<b>\$43,035</b>	<b>\$49,560</b>
<b>% CHANGE</b>		<b>10.00%</b>	<b>-4.13%</b>	<b>15.16%</b>

*\*Unaudited*

### **Expenditures By Category**

	FY20 Actual	FY21 Actual	FY22 Actual*	FY23 Adopted
Personal Services	\$40,806	\$44,888	\$43,035	\$49,560
Operations	-	-	-	-
<b>OPERATING BUDGET</b>	<b>\$40,806</b>	<b>\$44,888</b>	<b>\$43,035</b>	<b>\$49,560</b>
Capital Budget	-	-	-	-
<b>DEPARTMENT TOTAL</b>	<b>\$40,806</b>	<b>\$44,888</b>	<b>\$43,035</b>	<b>\$49,560</b>
<b>% CHANGE</b>		<b>10.00%</b>	<b>-4.13%</b>	<b>15.16%</b>

*\*Unaudited*

### **Budget Note:**

\$3,812 (including benefits) Annual Supplement for 13 Sworn Officers

## OLOST - Public Safety/Police

### DEPARTMENT MISSION STATEMENT

The Columbus Police Department will deliver effective and responsive law enforcement to all citizens of the City of Columbus in a fair and equitable manner. As an integral part of the Columbus Community, we are committed to communicate with those we serve and to join with them in establishing priorities to enhance the quality of life for the entire community.

### Expenditures By Division

	FY20 Actual	FY21 Actual	FY22 Actual*	FY23 Adopted
4009900 Police	\$5,837,988	\$7,258,714	\$9,256,316	\$10,571,894
4009902 E-911	\$399,170	\$555,228	\$695,131	\$377,446
<b>DEPARTMENT TOTAL</b>	<b>\$6,237,158</b>	<b>\$7,813,942</b>	<b>\$9,951,447</b>	<b>\$10,949,340</b>
<b>% CHANGE</b>		<b>25.28%</b>	<b>27.36%</b>	<b>10.03%</b>

\*Unaudited

### Expenditures By Category

	FY20 Actual	FY21 Actual	FY22 Actual*	FY23 Adopted
Personal Services	\$5,750,555	\$7,370,976	\$7,254,744	\$9,780,102
Operations	\$386,129	\$442,966	\$660,665	\$435,866
<b>OPERATING BUDGET</b>	<b>\$6,136,684</b>	<b>\$7,813,942</b>	<b>\$7,915,409</b>	<b>\$10,215,968</b>
Capital Budget	\$100,474		2,036,037.85	733,372.00
<b>DEPARTMENT TOTAL</b>	<b>\$6,237,158</b>	<b>\$7,813,942</b>	<b>\$9,951,447</b>	<b>\$10,949,340</b>
<b>% CHANGE</b>		<b>25.28%</b>	<b>27.36%</b>	<b>10.03%</b>

\*Unaudited

### Positions by Division

		FY21 Actual	FY22 Actual	FY23 Adopted
<b>400-9900 Police</b>	<b>FT/PT</b>	<b>110</b>	<b>110</b>	<b>110</b>
Sergeant		12	12	12
Corporal		14	14	14
Officer*		84	84	84
<b>400-9902 E-911</b>	<b>FT/PT</b>	<b>9</b>	<b>9</b>	<b>9</b>
Communication Technician I/II/III		9	9	9
<b>Total Full Time/Part Time Positions</b>		<b>119</b>	<b>119</b>	<b>119</b>

\* For FY14 to FY20, ten (10) Police Officers were temporarily transferred from the General Fund to the LOST Fund

### **Budget Note:**

\$3,812 (including benefits) Annual Supplement for 468 Sworn Officers

### **Capital Outlay:**

◆ **Total: \$733,372**

- One (1) Axon Taser 7 Replacement Program - \$115,242

- Ten (10) Pursuit Explorers, Marked w/ Equipment Packages - \$618,130 (replacements)

## OLOST - Public Safety/Fire & EMS

### DEPARTMENT MISSION STATEMENT

The mission of this department is to ensure a safe community to work and raise a family, by providing the most efficient response and mitigation of fires, hazardous materials, medical, natural disasters and other emergencies that threaten the welfare of our citizens.

### Expenditures By Division

	FY20 Actual	FY21 Actual	FY22 Actual*	FY23 Adopted
4109900 Fire / EMS	\$1,981,755	\$4,908,362	\$8,831,639	\$3,288,974
<b>DEPARTMENT TOTAL</b>	<b>\$1,981,755</b>	<b>\$4,908,362</b>	<b>\$8,831,639</b>	<b>\$3,288,974</b>
<b>% CHANGE</b>		<b>147.68%</b>	<b>79.93%</b>	<b>-62.76%</b>

*\*Unaudited*

### Expenditures By Category

	FY20 Actual	FY21 Actual	FY22 Actual*	FY23 Adopted
Personal Services	\$1,788,556	\$2,519,906	\$2,684,430	\$2,580,599
Operations	87,267.00	100,411.00	-	\$125,000
<b>OPERATING BUDGET</b>	<b>\$1,875,823</b>	<b>\$2,620,317</b>	<b>\$2,684,430</b>	<b>\$2,705,599</b>
Capital Budget	\$105,930	\$2,288,045	\$6,147,209	583,375.00
<b>DEPARTMENT TOTAL</b>	<b>\$1,981,753</b>	<b>\$4,908,362</b>	<b>\$8,831,639</b>	<b>\$3,288,974</b>
<b>% CHANGE</b>		<b>147.68%</b>	<b>79.93%</b>	<b>-62.76%</b>

*\*Unaudited*

### Positions by Division

		FY21 Actual	FY22 Actual	FY23 Adopted
<b>410-9900 Fire/EMS</b>	<b>FT/PT</b>	<b>20</b>	<b>20</b>	<b>20</b>
Firefighter/EMT/Fire Medic*		20	20	20
<b>Total Full Time/Part Time Positions</b>		<b>20</b>	<b>20</b>	<b>20</b>

*\* For FY14 to FY20, fourteen (14) Firefighters were temporarily transferred from General Fund to LOST Fund*

### **Budget Notes:**

\$3,812 (including benefits) Annual Supplement for 374 Sworn Officers (two Sworn Officers moved to Homeland Security)

### **Capital Outlay:**

◆ Total - \$583,375

- One Hundred Seventy-Five (175) Turnout Gear - \$385,000
- One Hundred Twenty Five (125) Helmets - \$34,375
- Fifteen (15) - Life-Pack 1000 AED - \$40,000
- Four (4) Full Size Impalas (Administrative Vehicles) - \$124,000 (replacements)

## OLOST - Public Safety/MCP

### DEPARTMENT MISSION STATEMENT

As a work prison, the mission is three-fold: To protect the public through effective control and custody of inmates, provide effective methods of self-improvement for inmates, and provide a safe and professional work environment for our staff.

### Expenditures By Division

	FY20 Actual	FY21 Actual	FY22 Actual*	FY23 Adopted
4209900 Muscogee County Prison	\$668,543	\$673,877	\$1,168,101	\$807,521
<b>DEPARTMENT TOTAL</b>	<b>\$668,543</b>	<b>\$673,877</b>	<b>\$1,168,101</b>	<b>\$807,521</b>
<b>% CHANGE</b>		<b>0.80%</b>	<b>73.34%</b>	<b>-30.87%</b>

*\*Unaudited*

### Expenditures By Category

	FY20 Actual	FY21 Actual	FY22 Actual*	FY23 Adopted
Personal Services	\$638,334	\$673,877	\$731,898	\$694,642
Operations	-	-	436,203	
<b>OPERATING BUDGET</b>	<b>\$638,334</b>	<b>\$673,877</b>	<b>\$1,168,101</b>	<b>\$694,642</b>
Capital Budget	30,209		-	112,879
<b>DEPARTMENT TOTAL</b>	<b>\$668,543</b>	<b>\$673,877</b>	<b>\$1,168,101</b>	<b>\$807,521</b>
<b>% CHANGE</b>		<b>0.80%</b>	<b>73.34%</b>	<b>-30.87%</b>

*\*Unaudited*

### Positions by Division

	FY21 Actual	FY22 Actual	FY23 Adopted
<b>420-9900 MCP FT/PT</b>	<b>5</b>	<b>5</b>	<b>5</b>
Corrections Sergeant	1	1	1
Correctional Officer	4	4	4
<b>Total Full Time/Part Time Positions</b>	<b>5</b>	<b>5</b>	<b>5</b>

### **Budget Notes:**

\$3,812 (including benefits) Annual Supplement for 114 Sworn Officers

### **Capital Outlay:**

#### **◆ \$112,879**

- One (1) Convection Oven - \$40,155
- Kitchen Equipment - \$39,724
- One (1) Key Watcher Key Management System - \$33,000



## OLOST - Public Safety/District Attorney

---

### **DEPARTMENT MISSION STATEMENT**

The mission of the District Attorney's office is to prepare a file for each case, identify the evidence and witnesses needed, research the pertinent law and determine the correct charges. The District Attorney's office strives to stay ahead of, and on top of the legal burdens placed upon the prosecutors, to protect the rights of all citizens, victims and defendants.

### **Expenditures By Division**

	FY20 Actual	FY21 Actual	FY22 Actual*	FY23 Adopted
5009900 District Attorney	\$192,194	\$156,987	\$169,556	\$165,370
<b>DEPARTMENT TOTAL</b>	<b>\$192,194</b>	<b>\$156,987</b>	<b>\$169,556</b>	<b>\$165,370</b>
<b>% CHANGE</b>		<b>-18.32%</b>	<b>8.01%</b>	<b>-2.47%</b>

*\*Unaudited*

### **Expenditures By Category**

	FY20 Actual	FY21 Actual	FY22 Actual*	FY23 Adopted
Personal Services	\$192,194	\$156,987	\$169,556	\$165,370
Operations	-	-	-	-
<b>OPERATING BUDGET</b>	<b>\$192,194</b>	<b>\$156,987</b>	<b>\$169,556</b>	<b>\$165,370</b>
Capital Budget	-	-	-	-
<b>DEPARTMENT TOTAL</b>	<b>\$192,194</b>	<b>\$156,987</b>	<b>\$169,556</b>	<b>\$165,370</b>
<b>% CHANGE</b>		<b>-18.32%</b>	<b>8.01%</b>	<b>-2.47%</b>

*\*Unaudited*

**Positions by Division**

	<b>FY21 Actual</b>	<b>FY22 Actual</b>	<b>FY23 Adopted</b>
<b>500-9900 District Attorney FT/PT</b>	<b>2</b>	<b>2</b>	<b>2</b>
Assistant District Attorney	2	2	2
<b>Total Full Time/Part Time Positions</b>	<b>2</b>	<b>2</b>	<b>2</b>

## OLOST - Public Safety/Clerk of Superior Court

### DEPARTMENT MISSION STATEMENT

The Clerk of Superior Court serves in the capacity as Clerk of Superior Court and as Clerk of State Courts. This is an elected office with a term of four years. The Clerk's primary responsibility is to serve as the recorder of all real estate transactions for Muscogee County, and to collect delinquent fines.

### Expenditures By Division

		FY20 Actual	FY21 Actual	FY22 Actual*	FY23 Adopted
5009902	Clerk of Superior Court	\$43,359	\$45,118	\$47,424	\$45,312
<b>DEPARTMENTAL TOTAL</b>		<b>\$43,359</b>	<b>\$45,118</b>	<b>\$47,424</b>	<b>\$45,312</b>
<b>% CHANGE</b>			<b>4.06%</b>	<b>5.11%</b>	<b>-4.45%</b>

*\*Unaudited*

### Expenditures By Category

		FY20 Actual	FY21 Actual	FY22 Actual*	FY23 Adopted
Personal Services		\$43,359	\$45,118	\$47,424	\$45,312
Operations		-	-	-	-
<b>OPERATING BUDGET</b>		<b>\$43,359</b>	<b>\$45,118</b>	<b>\$47,424</b>	<b>\$45,312</b>
Capital Budget		-	-	-	-
<b>DEPARTMENT TOTAL</b>		<b>\$43,359</b>	<b>\$45,118</b>	<b>\$47,424</b>	<b>\$45,312</b>
<b>% CHANGE</b>			<b>4.06%</b>	<b>5.11%</b>	<b>-4.45%</b>

*\* Unaudited*

**Positions by Division**

		<b>FY21 Actual</b>	<b>FY22 Actual</b>	<b>FY23 Adopted</b>
<b>500-9902 Clerk of Superior Court</b>	<b>FT/PT</b>	<b>1</b>	<b>1</b>	<b>1</b>
Deputy Clerk II		1	1	1
<b>Total Full Time/Part Time Positions</b>		<b>1</b>	<b>1</b>	<b>1</b>

## OLOST - Public Safety/State Court

### **DEPARTMENT MISSION STATEMENT**

The State Court Solicitor’s Office prosecutes all Muscogee County misdemeanor and City Ordinance violations appealed from Recorder’s Court. Investigators collect all warrants, citations, reports, documents, records, histories and evidence, including witness interviews. Recommendations for disposition and sentencing are made and cases are presented to a Judge for pleas. The Solicitor’s Office coordinates jail pleas and arraignment dockets before a State Court Judge.

### **Expenditures By Division**

	FY20 Actual	FY21 Actual	FY22 Actual*	FY23 Adopted
5109900 State Court Solicitor	\$194,296	\$223,334	\$227,791	\$229,047
<b>DEPARTMENT TOTAL</b>	<b>\$194,296</b>	<b>\$223,334</b>	<b>\$227,791</b>	<b>\$229,047</b>
<b>% CHANGE</b>		<b>14.95%</b>	<b>2.00%</b>	<b>0.55%</b>

*\*Unaudited*

### **Expenditures By Category**

	FY20 Actual	FY21 Actual	FY22 Actual*	FY23 Adopted
Personal Services	\$187,102	\$217,375	\$223,143	\$215,047
Operations	\$2,244	\$5,959	\$4,647	\$14,000
<b>OPERATING BUDGET</b>	<b>\$189,346</b>	<b>\$223,334</b>	<b>\$227,791</b>	<b>\$229,047</b>
Capital Budget	4,950			-
<b>DEPARTMENT TOTAL</b>	<b>\$194,296</b>	<b>\$223,334</b>	<b>\$227,791</b>	<b>\$229,047</b>
<b>% CHANGE</b>		<b>14.95%</b>	<b>2.00%</b>	<b>0.55%</b>

*\*Unaudited*

**Positions by Division**

	<b>FY21 Actual</b>	<b>FY22 Actual</b>	<b>FY23 Adopted</b>
<b>510-9900 State Court Solicitor FT/PT</b>	<b>3/0</b>	<b>3/0</b>	<b>3/0</b>
Assistant Solicitor	2	2	2
Deputy Clerk II-Solicitor General	1	1	1
<b>Total Full Time/Part Time Positions</b>	<b>3/0</b>	<b>3/0</b>	<b>3/0</b>

## OLOST - Public Safety/Public Defender

### **DEPARTMENT MISSION STATEMENT**

To process cases through the criminal justice system as expediently as possible while providing high quality and professional representation of clients.

### **Expenditures By Division**

	FY20 Actual	FY21 Actual	FY22 Actual*	FY23 Adopted
5209900 Public Defender	\$174,794	\$164,359	\$158,875	\$187,252
<b>DEPARTMENT TOTAL</b>	<b>\$174,794</b>	<b>\$164,359</b>	<b>\$158,875</b>	<b>\$187,252</b>
<b>% CHANGE</b>		<b>-5.97%</b>	<b>-3.34%</b>	<b>17.86%</b>

*\*Unaudited*

### **Expenditures By Category**

	FY20 Actual	FY21 Actual	FY22 Actual*	FY23 Adopted
Personal Services	-	-	-	-
Operations	\$174,794	\$164,359	\$158,875	\$187,252
<b>OPERATING BUDGET</b>	<b>\$174,794</b>	<b>\$164,359</b>	<b>\$158,875</b>	<b>\$187,252</b>
Capital Budget	-	-	-	-
<b>DEPARTMENT TOTAL</b>	<b>\$174,794</b>	<b>\$164,359</b>	<b>\$158,875</b>	<b>\$187,252</b>
<b>% CHANGE</b>		<b>-5.97%</b>	<b>-3.34%</b>	<b>17.86%</b>

*\*Unaudited*

**Positions by Division**

	<b>FY21 Actual</b>	<b>FY22 Actual</b>	<b>FY23 Adopted</b>
<b>520-9900 Public Defender FT/PT</b>	<b>2</b>	<b>2</b>	<b>2</b>
Assistant Public Defender	2	2	2
<b>Total Full Time/Part Time Positions</b>	<b>2</b>	<b>2</b>	<b>2</b>



## OLOST - Public Safety/Marshal

### DEPARTMENT MISSION STATEMENT

The Marshal's Department enforces the orders, writs and precepts of the Municipal Court. The department has original jurisdiction to enforce all orders and directives of the Municipal and Magistrate Courts.

#### Expenditures By Division

	FY20 Actual	FY21 Actual	FY22 Actual*	FY23 Adopted
5309900 Marshal	\$304,933	\$137,767	-	-
<b>DEPARTMENT TOTAL</b>	<b>\$304,933</b>	<b>\$137,767</b>	<b>\$0</b>	<b>\$0</b>
<b>% CHANGE</b>		<b>-54.82%</b>	<b>-100.00%</b>	<b>N/A</b>

*\*Unaudited*

#### Expenditures By Category

	FY20 Actual	FY21 Actual	FY22 Actual*	FY23 Adopted
Personal Services	\$304,932	\$137,767	-	-
Operations	-	-	-	-
<b>OPERATING BUDGET</b>	<b>\$304,932</b>	<b>\$137,767</b>	<b>\$0</b>	<b>\$0</b>
Capital Budget	-	-	-	-
<b>DEPARTMENT TOTAL</b>	<b>\$304,932</b>	<b>\$137,767</b>	<b>\$0</b>	<b>\$0</b>
<b>% CHANGE</b>		<b>-54.82%</b>	<b>-100.00%</b>	<b>N/A</b>

*\*Unaudited*

**Positions by Division**

		<b>FY21</b>	<b>FY22</b>	<b>FY23</b>
		<b>Actual</b>	<b>Actual</b>	<b>Adopted</b>
<b>530-9900 Marshal</b>	<b>FT/PT</b>	<b>5</b>	<b>5</b>	<b>0</b>
	Deputy Marshal	5	5	0
<b>Total Full Time/Part Time Positions</b>		<b>5</b>	<b>5</b>	<b>0</b>

**Budget Notes:**

\$3,812 (including benefits) Annual Supplement for 16 Sworn Officers

Effective 01/01/2021 the Marshal's Office consolidated with the Sheriff's office

## OLOST - Public Safety / Clerk of Municipal Court

### **DEPARTMENT MISSION STATEMENT**

The voters of Muscogee County elect the Clerk of Municipal Court to a four-year term. Municipal Court has jurisdiction of civil cases when the amount does not exceed \$15,000 including suits for damages, breach of contract, and garnishments and writs of possession up to \$15,000. In addition, all dispossessory proceedings, attachment levies, foreclosure liens and distress warrants are handled in Municipal Court. The Clerk of Municipal Court must record and maintain minutes and pleadings; collect and disburse court monies and costs to litigants. Warrants are also issued for bad checks, peace, criminal charges and good behavior.

### **Expenditures By Division**

	FY20 Actual	FY21 Actual	FY22 Actual*	FY23 Adopted
5309902 Municipal Court Clerk	\$69,654	\$55,176	\$93,156	\$119,009
<b>DEPARTMENT TOTAL</b>	<b>\$69,654</b>	<b>\$55,176</b>	<b>\$93,156</b>	<b>\$119,009</b>
<b>% CHANGE</b>		<b>-20.79%</b>	<b>68.83%</b>	<b>27.75%</b>

*\*Unaudited*

### **Expenditures By Category**

	FY20 Actual	FY21 Actual	FY22 Actual*	FY23 Adopted
Personal Services	\$69,654	\$55,176	\$93,156	\$119,009
Operations	-	-	-	-
<b>OPERATING BUDGET</b>	<b>\$69,654</b>	<b>\$55,176</b>	<b>\$93,156</b>	<b>\$119,009</b>
Capital Budget	-	-	-	-
<b>DEPARTMENT TOTAL</b>	<b>\$69,654</b>	<b>\$55,176</b>	<b>\$93,156</b>	<b>\$119,009</b>
<b>% CHANGE</b>		<b>-20.79%</b>	<b>68.83%</b>	<b>27.75%</b>

*\*Unaudited*

**Positions by Division**

	<b>FY21</b>	<b>FY22</b>	<b>FY23</b>
	<b>Actual</b>	<b>Actual</b>	<b>Adopted</b>
<b>530-9902 Municipal Court Clerk FT/PT</b>	<b>2/0</b>	<b>2/0</b>	<b>2/0</b>
Senior Deputy Clerk*	1	1	0
Deputy Clerk II*	1	1	2
<b>Total Full Time/Part Time Positions</b>	<b>2/0</b>	<b>2/0</b>	<b>2/0</b>

*\* One (1) Senior Deputy Clerk moved from LOST Fund to General Fund, and one (1) Deputy Clerk II moved from General Fund to LOST Fund in FY20.*

## OLOST - Public Safety/Probate Court

---

### **DEPARTMENT MISSION STATEMENT**

The Judge of Probate is elected to a four-year term. Legal issues regarding the probate of wills; administration of estates; marriage licenses; mental health statutes; and guardians for minors are handled by this court.

### **Expenditures By Division**

	FY20 Actual	FY21 Actual	FY22 Actual*	FY23 Adopted
5409900 Probate Court	\$44,271	\$45,722	\$48,011	\$46,290
<b>DEPARTMENT TOTAL</b>	<b>\$44,271</b>	<b>\$45,722</b>	<b>\$48,011</b>	<b>\$46,290</b>
<b>% CHANGE</b>		<b>3.28%</b>	<b>5.01%</b>	<b>-3.58%</b>

*\*Unaudited*

### **Expenditures By Category**

	FY20 Actual	FY21 Actual	FY22 Actual*	FY23 Adopted
Personal Services	\$44,271	\$45,722	\$48,011	\$46,290
Operations	-	-	-	-
<b>OPERATING BUDGET</b>	<b>\$44,271</b>	<b>\$45,722</b>	<b>\$48,011</b>	<b>\$46,290</b>
Capital Budget	-	-	-	-
<b>DEPARTMENT TOTAL</b>	<b>\$44,271</b>	<b>\$45,722</b>	<b>\$48,011</b>	<b>\$46,290</b>
<b>% CHANGE</b>		<b>3.28%</b>	<b>5.01%</b>	<b>-3.58%</b>

*\*Unaudited*

**Positions by Division**

		<b>FY21</b>	<b>FY22</b>	<b>FY23</b>
		<b>Actual</b>	<b>Actual</b>	<b>Adopted</b>
<b>540-9900 Probate Court</b>	<b>FT/PT</b>	<b>1</b>	<b>1</b>	<b>1</b>
Deputy Clerk II		1	1	1
<b>Total Full Time/Part Time Positions</b>		<b>1</b>	<b>1</b>	<b>1</b>

## OLOST - Public Safety/Sheriff

### DEPARTMENT MISSION STATEMENT

We, the members of the Muscogee County Sheriff's Office, are dedicated to safeguarding the lives and property of our community through fair and impartial treatment of all citizens. We strive to protect the community and to operate the Muscogee County Jail within the boundaries of the State and U.S. Constitutions while providing safe, humane and secure environment for both the staff and inmates. We are committed to effectively serving the Judiciary needs of all the Courts within our jurisdiction. We seek to strengthen our partnerships with all facets of our community and will fulfill our duties by adapting to the changing needs of our citizens and by adhering to the highest standards of integrity, ethics and professionalism when performing our duties as employees of Muscogee County Sheriff's Office.

### Expenditures By Division

	FY20 Actual	FY21 Actual	FY22 Actual*	FY23 Adopted
5509900 Sheriff	\$2,508,448	\$2,675,543	\$4,601,656	\$3,590,466
<b>DEPARTMENT TOTAL</b>	<b>\$2,508,448</b>	<b>\$2,675,543</b>	<b>\$4,601,656</b>	<b>\$3,590,466</b>
<b>% CHANGE</b>		<b>6.66%</b>	<b>71.99%</b>	<b>-21.97%</b>

*\*Unaudited*

### Expenditures By Category

	FY20 Actual	FY21 Actual	FY22 Actual*	FY23 Adopted
Personal Services	\$2,428,448	\$2,595,543	\$2,672,235	\$3,123,099
Operations	\$80,000	\$80,000	\$1,929,421	\$0
<b>OPERATING BUDGET</b>	<b>\$2,508,448</b>	<b>\$2,675,543</b>	<b>\$4,601,656</b>	<b>\$3,123,099</b>
Capital Budget	\$157,317		-	467,367.00
<b>DEPARTMENT TOTAL</b>	<b>\$2,665,765</b>	<b>\$2,675,543</b>	<b>\$4,601,656</b>	<b>\$3,590,466</b>
<b>% CHANGE</b>		<b>0.37%</b>	<b>71.99%</b>	<b>-21.97%</b>

*\*Unaudited*

**Positions by Division**

		<b>FY21</b>	<b>FY22</b>	<b>FY23</b>
		<b>Actual</b>	<b>Actual</b>	<b>Adopted</b>
<b>550-1000 Admin</b>	<b>FT/PT</b>	<b>13</b>	<b>16</b>	<b>16</b>
Deputy Sheriff		13	16	16
<b>550-2600 Detention</b>	<b>FT/PT</b>	<b>13</b>	<b>15</b>	<b>15</b>
Lieutenant		2	3	3
Sergeant		2	3	3
Sheriff Correctional Officers		9	9	9
<b>Total Full Time/Part Time Positions</b>		<b>26</b>	<b>31</b>	<b>31</b>

**Budget Notes:**

\$3,812 (including benefits) Annual Supplement for 337 Sworn Officers

**Capital Outlay: \$467,367**

**550-9900**

- Axon Officer Safety Plan - \$311,661
- Three (3) Pursuit Vehicles w/ Equipment Packages \$155,706



## OLOST - Public Safety / Coroner

### **DEPARTMENT MISSION STATEMENT**

The Coroner's office exists to serve the residents and visitors of Muscogee County by conducting thorough medico legal death investigations. The Coroner's Office will remain diligent in our effort to seek the truth, establish accurate conclusions, produce prompt reports and function with integrity and compassion in all aspects of our specialized professional expertise and dedicate ourselves to continuous progress towards excellence.

### **Expenditures By Division**

	<b>FY20</b>	<b>FY21</b>	<b>FY22</b>	<b>FY23</b>
	<b>Actual</b>	<b>Actual</b>	<b>Actual*</b>	<b>Adopted</b>
5709900 Coroner	\$9,191	\$11,614	\$12,624	\$65,437
<b>DEPARTMENT TOTAL</b>	<b>\$9,191</b>	<b>\$11,614</b>	<b>\$12,624</b>	<b>\$65,437</b>
<b>% CHANGE</b>		<b>26.36%</b>	<b>8.70%</b>	<b>418.35%</b>

*\*Unaudited*

### **Expenditures By Category**

	<b>FY20</b>	<b>FY21</b>	<b>FY22</b>	<b>FY23</b>
	<b>Actual</b>	<b>Actual</b>	<b>Actual*</b>	<b>Adopted</b>
Personal Services	\$9,191	\$11,614	\$12,624	\$11,437
Operations	-	-	-	-
<b>OPERATING BUDGET</b>	<b>\$9,191</b>	<b>\$11,614</b>	<b>\$12,624</b>	<b>\$11,437</b>
Capital Budget	-	-	-	54,000.00
<b>DEPARTMENT TOTAL</b>	<b>\$9,191</b>	<b>\$11,614</b>	<b>\$12,624</b>	<b>\$65,437</b>
<b>% CHANGE</b>		<b>26.36%</b>	<b>8.70%</b>	<b>418.35%</b>

*\*Unaudited*

#### **Budget Note:**

\$3,812 (including benefits) Annual Supplement for 3 Sworn Officers

#### **Capital Outlay: \$54,000**

##### **570-9900**

- One (1) Full-Size Ford Excursion (replacement) - \$54,000

## LOST FUND/Recorder's Court

### **DEPARTMENT MISSION STATEMENT**

Recorders Court hears traffic, criminal and city ordinance cases made by the Columbus Police Department, Special Enforcement, Airport Police, Housing Authority, Metro Narcotic Task Force, Fire Department and the Georgia State Patrol. The court's functional responsibility is to set bail, issue warrants, collect fines/bonds, hear and determine if probable cause exists for Superior/State Court offenses, and adjudicate City Ordinances and certain state offenses. The Treasury Division collects all fines/bonds and other monies directed by the Courts.

### **Expenditures By Division**

	FY20 Actual	FY21 Actual	FY22 Actual*	FY23 Adopted
5809900 Recorder's Court	\$83,807	\$72,444	\$89,968	\$90,637
<b>DEPARTMENT TOTAL</b>	<b>\$83,807</b>	<b>\$72,444</b>	<b>\$89,968</b>	<b>\$90,637</b>
<b>% CHANGE</b>		<b>-13.56%</b>	<b>24.19%</b>	<b>0.74%</b>

*\*Unaudited*

### **Expenditures By Category**

	FY20 Actual	FY21 Actual	FY22 Actual*	FY23 Adopted
Personal Services	\$ 83,807	\$ 72,444	\$ 89,968	\$ 90,637
Operations	-	-	-	-
<b>OPERATING BUDGET</b>	<b>\$ 83,807</b>	<b>\$ 72,444</b>	<b>\$ 89,968</b>	<b>\$ 90,637</b>
Capital Budget	-	-	-	-
<b>DEPARTMENT TOTAL</b>	<b>\$ 83,807</b>	<b>\$ 72,444</b>	<b>\$ 89,968</b>	<b>\$ 90,637</b>
<b>% CHANGE</b>		<b>-13.56%</b>	<b>24.19%</b>	<b>0.74%</b>

*\*Unaudited*

**Positions by Division**

		<b>FY21</b>	<b>FY22</b>	<b>FY23</b>
		<b>Actual</b>	<b>Actual</b>	<b>Adopted</b>
<b>580-9900 Recorder's Court</b>	<b>Full Time</b>	<b>2</b>	<b>2</b>	<b>2</b>
	Judicial Admin. Technician II*	2	0	0
	Deputy Clerk II*	0	2	2
<b>Total Full Time/Part Time Positions</b>		<b>2</b>	<b>2</b>	<b>2</b>

*\*Two (2) Judicial Administrative Tech II (G10) reclassified to Deputy Clerk II (G12) in FY19.*

## OLOST - Public Safety/Transportation

### **DEPARTMENT MISSION STATEMENT**

METRA's mission is to provide safe, reliable, dependable and cost-effective transit service with a professional team of employees, dedicated to their customer needs and committed to excellence.

### **Expenditures By Division**

	FY20 Actual	FY21 Actual	FY22 Actual*	FY23 Adopted
6109900 METRA - LOST	\$3,484	\$2,836	\$2,213	\$3,813
<b>DEPARTMENT TOTAL</b>	<b>\$3,484</b>	<b>\$2,836</b>	<b>\$2,213</b>	<b>\$3,813</b>
<b>% CHANGE</b>		<b>-18.60%</b>	<b>-21.97%</b>	<b>72.30%</b>

*\*Unaudited*

### **Expenditures By Category**

	FY20 Actual	FY21 Actual	FY22 Actual*	FY23 Adopted
Personal Services	\$3,484	\$2,836	\$2,213	\$3,813
Operations	-	-	-	-
<b>OPERATING BUDGET</b>	<b>\$3,484</b>	<b>\$2,836</b>	<b>\$2,213</b>	<b>\$3,813</b>
Capital Budget	-	-	-	-
<b>DEPARTMENT TOTAL</b>	<b>\$3,484</b>	<b>\$2,836</b>	<b>\$2,213</b>	<b>\$3,813</b>
<b>% CHANGE</b>		<b>-18.60%</b>	<b>-21.97%</b>	<b>72.30%</b>

*\*Unaudited*

### **Budget Notes:**

\$3,813 (including benefits) Annual Supplement for 1 Sworn Officer

## OLOST - Public Safety/Non-Departmental

### DEPARTMENT MISSION STATEMENT

Appropriations and expenditures, which pertain solely to a specific department, are budgeted by that department. However, there are certain expenditures, which are not applicable to a specific department, and the non-categorical section has been established for recording these appropriations and expenditures.

#### Expenditures By Division

	FY20 Actual	FY21 Actual	FY22 Actual*	FY23 Adopted
5902000 Contingency	-	-	-	\$1,766,988
5903000 Non-Categorical	\$4,767,341	\$5,438,318	\$5,736,234	\$3,749,966
5904000 Interfund Transfers	\$4,089,100	\$2,065,717	\$2,034,897	\$1,943,063
<b>DEPARTMENT TOTAL</b>	<b>\$8,856,441</b>	<b>\$7,504,034</b>	<b>\$7,771,131</b>	<b>\$7,460,017</b>
<b>% CHANGE</b>		<b>-15.27%</b>	<b>3.56%</b>	<b>-4.00%</b>

*\*Unaudited*

#### Expenditures By Category

	FY20 Actual	FY21 Actual	FY22 Actual*	FY23 Adopted
Personal Services	-	-	-	\$166,988
Operations	\$8,856,441	\$7,504,034	7,771,130.68	\$7,293,029
<b>OPERATING BUDGET</b>	<b>\$8,856,441</b>	<b>\$7,504,034</b>	<b>\$7,771,131</b>	<b>\$7,460,017</b>
Capital Budget	-	-	-	-
<b>DEPARTMENT TOTAL</b>	<b>\$8,856,441</b>	<b>\$7,504,034</b>	<b>\$7,771,131</b>	<b>\$7,460,017</b>
<b>% CHANGE</b>		<b>-15.27%</b>	<b>3.56%</b>	<b>-4.00%</b>

*\*Unaudited*

#### **Budget Notes:**

- Personnel Benefits - \$166,988
- Cost Allocation/Risk Management/Worker's Compensation - \$1,490,431
- Debt Service - \$1,889,237
- 800 MHz Radio System Upgrade and Maintenance, Motorola Migration Assurance Plan (MAP)
- Public Safety Portion (Year 8 of 10) - \$842,490
- Verizon Internet Service - \$199,200
- Motorola Siren Maintenance (Year 7 of 9) - \$104,376
- Court Management System Upgrade Debt Service - \$122,359 (Year 4 of 5)
- Court Management System Annual SaaS/Maintenance Fees - \$991,110
- Transfer to General Fund - \$53,826
- Contingency for Jail Improvements - \$1,600,000



## 2009 OTHER LOCAL OPTION SALES TAX (LOST) FUND - INFRASTRUCTURE

**The Other Local Option Sales Tax Fund is an operating fund of the government that accounts for all financial resources related to the 30% portion for Infrastructure of the other Local Option Sales Tax implemented in 2009.**

[Return to Table of Contents](#)

## OLOST - Infrastructure/Information Technology

### **DEPARTMENT MISSION STATEMENT**

To provide efficient, innovative, and cost effective Information Technology Services necessary to support and enhance the daily business operations of the Consolidated government so as to better serve the citizens of Columbus, Georgia.

### **Expenditures By Division**

	FY20 Actual	FY21 Actual	FY22 Actual*	FY23 Adopted
2109901 Information Technology	-	181,048	672,229	1,418,040
<b>DEPARTMENT TOTAL</b>	<b>\$0</b>	<b>\$181,048</b>	<b>\$672,229</b>	<b>\$1,418,040</b>
<b>% CHANGE</b>	<b>N/A</b>		<b>271.30%</b>	<b>110.95%</b>

*\*Unaudited*

### **Expenditures By Category**

	FY20 Actual	FY21 Actual	FY22 Actual*	FY23 Adopted
Personal Services	-	-	-	-
Operations	-	86,843	564,965	-
<b>OPERATING BUDGET</b>	<b>-</b>	<b>86,843</b>	<b>564,965</b>	<b>-</b>
Capital Budget	-	\$94,205	\$107,264	\$1,418,040
<b>DEPARTMENT TOTAL</b>	<b>\$0</b>	<b>\$181,048</b>	<b>\$672,229</b>	<b>\$1,418,040</b>
<b>% CHANGE</b>	<b>N/A</b>		<b>271.30%</b>	<b>110.95%</b>

*\*Unaudited*

### **Budget Notes:**

- \$250,000 will be used for Computer Equipment
- \$58,040 will be used for Finance/Payroll/HR System Upgrade
- \$50,000 MCP Software Upgrade
- \$800,000 City Fiber Upgrade
- \$80,000 Eagle Recorder Cloud Implementation
- \$150,000 GIS System Aerial Imagery Upgrade
- \$30,000 Dataworks System Migration

## OLOST - Infrastructure/Engineering

### **DEPARTMENT MISSION STATEMENT**

To provide an enhanced quality of life for all citizens who live and work in the region by: the delivery of an effective/safe transportation system to move people and goods throughout the community; provide management that is environmentally sensitive to our Natural Resources through the oversight of Storm Water and drainage structure, and to provide data, construction, and communication support to other City Departments by the effective and efficient delivery of Geographical Information, Construction Management, and Radio Communications.

### **Expenditures By Division**

	FY20 Actual	FY21 Actual	FY22 Actual*	FY23 Adopted
2509901 Engineering	\$0	1,018,783	1,790,385	\$2,700,000
<b>DEPARTMENT TOTAL</b>	<b>\$0</b>	<b>\$1,018,783</b>	<b>\$1,790,385</b>	<b>\$2,700,000</b>
<b>% CHANGE</b>		N/A	75.74%	50.81%

*\*Unaudited*

### **Expenditures By Category**

	FY20 Actual	FY21 Actual	FY22 Actual*	FY23 Adopted
Personal Services	-	-	-	-
Operations	-	169,158	257,712	-
<b>OPERATING BUDGET</b>	<b>-</b>	<b>169,158</b>	<b>257,712</b>	<b>-</b>
Capital Budget	\$0	\$849,625	\$1,532,673	\$2,700,000
<b>DEPARTMENT TOTAL</b>	<b>\$0</b>	<b>\$1,018,783</b>	<b>\$1,790,385</b>	<b>\$2,700,000</b>
<b>% CHANGE</b>		N/A	75.74%	50.81%

*\*Unaudited*

### **Budget Notes:**

Roads Improvements - \$1,500,000

Stormwater Improvements - \$1,200,000



## OLOST - Infrastructure/Public Works

### **DEPARTMENT MISSION STATEMENT**

The Department of Public Works strives to serve the community by providing street and road maintenance, storm drainage, environmental enforcement, urban forest maintenance, waste disposal and maintenance of city owned properties in a safe and efficient manner, which is sensitive to the environment. The department is committed to doing its part to enhance the high quality of life for the current and future generations.

### **Expenditures By Division**

	FY20 Actual	FY21 Actual	FY22 Actual*	FY23 Adopted
2609901 Public Works	\$0	\$521,442	\$2,156,141	\$1,000,000
<b>DEPARTMENT TOTAL</b>	<b>\$0</b>	<b>\$521,442</b>	<b>\$2,156,141</b>	<b>\$1,000,000</b>
<b>% CHANGE</b>		N/A	313.50%	-53.62%

*\*Unaudited*

### **Expenditures By Category**

	FY20 Actual	FY21 Actual	FY22 Actual*	FY23 Adopted
Personal Services	-	-	-	-
Operations	-	435,532.00	600,268.00	-
<b>OPERATING BUDGET</b>	-	<b>435,532</b>	<b>600,268</b>	-
Capital Budget	\$691,351	\$85,910	\$1,555,873	\$1,000,000
<b>DEPARTMENT TOTAL</b>	<b>\$691,351</b>	<b>\$521,442</b>	<b>\$2,156,141</b>	<b>\$1,000,000</b>
<b>% CHANGE</b>		-24.58%	313.50%	-53.62%

*\*Unaudited*

### **Budget Notes:**

OLOST Facilities - \$1,000,000

## OLOST - Infrastructure/Non-Departmental

### DEPARTMENT MISSION STATEMENT

Appropriations and expenditures, which pertain solely to a specific department, are budgeted by that department. However, there are certain expenditures, which are not applicable to a specific department, and the non-categorical section has been established for recording these appropriations and expenditures.

#### Expenditures By Division

	FY20 Actual	FY21 Actual	FY22 Actual*	FY23 Adopted
5903000 Non-Categorical	\$264,535	\$1,063,940	\$648,449	\$1,073,234
5904000 Interfund Transfers	\$6,333,418	\$5,861,821	\$5,810,029	\$5,808,726
<b>DEPARTMENT TOTAL</b>	<b>\$6,597,953</b>	<b>\$6,925,761</b>	<b>\$6,458,478</b>	<b>\$6,881,960</b>
<b>% CHANGE</b>		<b>4.97%</b>	<b>-6.75%</b>	<b>6.56%</b>

*\*Unaudited*

#### Expenditures By Category

	FY20 Actual	FY21 Actual	FY22 Actual*	FY23 Adopted
Personal Services	-	-	-	-
Operations	\$6,597,953	\$6,925,761	\$6,458,478	\$6,881,960
<b>OPERATING BUDGET</b>	<b>\$6,597,953</b>	<b>\$6,925,761</b>	<b>\$6,458,478</b>	<b>\$6,881,960</b>
Capital Budget	-	-	-	-
<b>DEPARTMENT TOTAL</b>	<b>\$6,597,953</b>	<b>\$6,925,761</b>	<b>\$6,458,478</b>	<b>\$6,881,960</b>
<b>% CHANGE</b>		<b>4.97%</b>	<b>-6.75%</b>	<b>6.56%</b>

*\*Unaudited*

### **Budget Notes:**

Cost Allocation - \$12,754

Debt Service - \$5,808,726

800 MHz Radio System Upgrade and Maintenance, Motorola Migration Assurance Plan (MAP)  
(General Government Portion) Year 8 of 10 - \$260,480

Court Management System Upgrade Debt Service - \$800,000 (Year 4 of 5)



# STORMWATER (SEWER) FUND

**The Stormwater (Sewer) Fund  
accounts for the operations,  
maintenance and improvement of the  
storm and sanitary sewer systems**

[Return to Table of Contents](#)



**Expenditures By Division**

		<b>FY20 Actual</b>	<b>FY21 Actual</b>	<b>FY22 Actual*</b>	<b>FY23 Adopted</b>
2502300	Drainage	\$375,345	\$231,261	\$331,196	\$397,883
2502600	Stormwater	\$268,604	\$301,716	361,919.25	\$387,417
2603210	Sewer Maintenance	\$3,108,221	\$2,846,341	3,071,063.99	\$3,292,586
2603710	Other Repairs & Maintenance	-	-	358.00	\$5,000
5902000	Contingency	-	-	-	\$49,525
5903000	Non-Categorical	\$378,699	\$392,849	353,501.00	\$371,088
5904000	Inter Fund Transfer	\$1,397,098	\$1,398,661	\$3,135,501	\$1,375,163
<b>Total</b>		<b>\$5,527,967</b>	<b>\$5,170,828</b>	<b>\$7,253,539</b>	<b>\$5,878,662</b>
<b>% CHANGE</b>			<b>-6.46%</b>	<b>40.28%</b>	<b>-18.95%</b>

*\*Unaudited*

**Expenditures By Category**

	<b>FY20 Actual</b>	<b>FY21 Actual</b>	<b>FY22 Actual*</b>	<b>FY23 Adopted</b>
Personal Services	\$2,805,169	\$2,606,099	\$2,870,328	\$2,970,657
Operations	\$2,303,535	\$2,354,648	\$1,143,771	\$2,488,763
Capital Budget	\$419,263	\$210,081	\$3,239,440	\$419,242
<b>Total</b>	<b>\$5,527,967</b>	<b>\$5,170,828</b>	<b>\$7,253,539</b>	<b>\$5,878,662</b>
<b>% CHANGE</b>		<b>-6.46%</b>	<b>40.28%</b>	<b>-18.95%</b>

*\*Unaudited*

**Positions by Division**

	<b>FY21 Actual</b>	<b>FY22 Actual</b>	<b>FY23 Adopted</b>
<b>250-2300 Drainage</b>	<b>5/0</b>	<b>5/0</b>	<b>5/0</b>
Engineer Inspector	2	2	2
Project Engineer	2	2	2
Survey Technician	1	1	1
<b>260-3210 Sewer Maintenance</b>	<b>55/0</b>	<b>53/0</b>	<b>53/0</b>
Administrative Technician	1	1	1
Assistant Stormwater Manager	1	1	1
Chemical Application Supervisor	1	1	1
Chemical Application Technician	2	2	2
Correctional Detail Officer Supervisor	1	1	1
Correctional Detail Officer - Stormwater**	11	1	1
Crew Leader - Stormwater	4	4	4
Equipment Operator Crew Leader*	1	0	0
Equipment Operator I***	3	4	4
Equipment Operator II	4	4	4
Equipment Operator III	8	8	8
GIS Technician I*	0	1	1
Heavy Equipment Supervisor*	0	1	1
Maintenance Worker I*	14	13	13
Stormwater Crew Supervisor	2	2	2
Stormwater Drainage Technician*	1	1	1
Stormwater Manager	1	1	1
<b>250-2600 Stormwater</b>	<b>5/0</b>	<b>6/0</b>	<b>6/0</b>
Stormwater Data Inspector****	2	3	3
Stormwater Data Technician I	1	1	1
Stormwater Data Technician II	1	1	1
Stormwater Management Engineer	1	1	1
<b>Total Full Time/Part Time Positions</b>	<b>65/0</b>	<b>64/0</b>	<b>64/0</b>

\* One (1) Equipment Operator Crew Leader (G13) reclassified to Heavy Equipment Supervisor (G15), one (1) Maintenance Worker I (G7) reclassified to GIS Technician I (G14), and one (1) Storm Drainage Technician reclassified from a (G15) to a (G13) in FY19.

\*\* One (1) Correctional Detail Officer (PS12) deleted in FY21.

\*\*\* One (1) Equipment Operator I (G12) added in FY21.

\*\*\*\* One (1) Stormwater Data Inspector added in FY22

## Drainage

### Program Description:

The Drainage division is responsible for review and inspection of site development construction projects. These duties include but are not limited to: insuring proper handling of Stormwater runoff and compliance with the new Unified Development Ordinance.

### Goals, Objectives and Performance Data

<b>Goal:</b>	<b>To review plans within a timely manner and provide onsite inspection.</b>		
<b>Objective:</b>	<b>To ensure compliance with Federal, State and Local laws.</b>		
<b>Performance Indicators:</b>	<b>FY21 Actual</b>	<b>FY22 Actual</b>	<b>FY23 Adopted</b>
Number of plans reviewed	90	70	70

<b>Goal:</b>	<b>To document in-stream water quality trends as described in the Columbus Consolidated Government's Georgia Environmental Protection Division (GAEPD) approved Stormwater Management Program to include the Wet Weather and ambient creek monitoring programs.</b>		
<b>Objective:</b>	<b>Perform required water quality monitoring for the wet weather and ambient water quality programs.</b>		
<b>Performance Indicators:</b>	<b>FY21 Actual</b>	<b>FY22 Actual</b>	<b>FY23 Adopted</b>
Number of samples collected for two monitoring programs. Varies due to weather conditions.	368	224	224


<b>Goal:</b>	<b>To conduct inspections of Construction Sites in accordance with performance measures identified in the Columbus Consolidated Government's Georgia Environmental Protection Division (GAEPD) approved Stormwater Management Plan.</b>		
<b>Objective:</b>	<b>The Georgia Environmental Protection Division requires that construction sites with coverage under the State's Construction Activities Stormwater Discharge permit be inspected per a schedule that the regulated community (CCG) identifies in it's Stormwater Management Plan.</b>		
<b>Performance Indicators:</b>	<b>FY21 Actual</b>	<b>FY22 Actual</b>	<b>FY23 Projected</b>
Number of inspections performed	3,277	3,180	3,200


## Stormwater

### Program Description:

The Stormwater division, managed by the Engineering Department of the Development Resource Center is responsible for providing engineering services for the Columbus Consolidated Government. Services include reporting and monitoring Stormwater activity, meeting federal and state Stormwater mandates.

### Goals, Objectives and Performance Data

<b>Goal:</b>		<b>To educate our citizens and promote environmental stewardship through our Public Information &amp; Education Program and perform required inlet marking as part of the Community Rating System (Floodplain Management Program)</b>	
<b>Objective:</b>	<b>Storm Sewer inlets marked (minimum 250/yr)</b>		
<b>Performance Indicators:</b>	<b>FY21 Actual</b>	<b>FY22 Actual</b>	<b>FY23 Projected</b>
Number of inlets marked	260	260	260


<b>Goal:</b>		<b>To meet the Georgia EPD inlet inspection requirement which mandates that all Municipal Separate Storm Sewer System (MS4) inlets be inspected at least once every five (5) years (20% annually). Based on the determination by the Engineering Department's Stormwater Manager, there are 17,712 (MS4) inlets within Muscogee County that meet the annual inspection requirement.</b>	
<b>Objective:</b>	<b>To inspected on average 3,600 inlets annually.</b>		
<b>Performance Indicators:</b>	<b>FY21 Actual</b>	<b>FY22 Actual</b>	<b>FY23 Projected</b>
Number of inlets inspected	5,922	3,520	3,600



## Stormwater Maintenance



### Program Description:

The Stormwater/Sewer Maintenance Division, managed by Public Works Department, is responsible for maintaining storm easements including ditches, inlets, drain pipes, watersheds, detention and retention ponds, construction and installation of storm sewers and ensuring the free flow of storm water.

### Goals, Objectives and Performance Data

<b>Goal:</b>		<b>To prevent or reduce flooding during heavy rain events due to stormwater pipe obstructions.</b>												
<b>Objective:</b>		<b>Pressure clean 3 miles of stormwater pipes annually to help prevent blockage.</b>												
<b>Performance Indicators:</b>		<table style="width: 100%; border-collapse: collapse;"> <thead> <tr> <th style="width: 60%;"></th> <th style="width: 15%;">FY21</th> <th style="width: 15%;">FY22</th> <th style="width: 10%;">FY23</th> </tr> <tr> <th></th> <th style="text-align: center;">Actual</th> <th style="text-align: center;">Actual</th> <th style="text-align: center;">Projected</th> </tr> </thead> <tbody> <tr> <td>Miles of stormwater pipes pressured cleaned</td> <td style="text-align: center;">3.0</td> <td style="text-align: center;">2.8</td> <td style="text-align: center;">3.0</td> </tr> </tbody> </table>		FY21	FY22	FY23		Actual	Actual	Projected	Miles of stormwater pipes pressured cleaned	3.0	2.8	3.0
	FY21	FY22	FY23											
	Actual	Actual	Projected											
Miles of stormwater pipes pressured cleaned	3.0	2.8	3.0											

<b>Goal:</b>	 	<b>To meet the Georgia EPD inlet inspection requirement which mandates that all Municipal Separate Store Sewer Systems (MS4) inlets be inspected at least once every five (5) years (20% annually). Base on determination by the Engineering Department's Stormwater Manager, there are 17,712 MS4 inlets within Muscogee County that meet the Georgia EPD five (5) year inspection requirement.</b>												
<b>Objective:</b>		<b>Inspect an average total of 3,600 inlets annually.</b>												
<b>Performance Indicators:</b>		<table style="width: 100%; border-collapse: collapse;"> <thead> <tr> <th style="width: 60%;"></th> <th style="width: 15%;">FY21</th> <th style="width: 15%;">FY22</th> <th style="width: 10%;">FY23</th> </tr> <tr> <th></th> <th style="text-align: center;">Actual</th> <th style="text-align: center;">Actual</th> <th style="text-align: center;">Projected</th> </tr> </thead> <tbody> <tr> <td>Number of inlets inspected annually</td> <td style="text-align: center;">10,201</td> <td style="text-align: center;">6,304</td> <td style="text-align: center;">4,000</td> </tr> </tbody> </table>		FY21	FY22	FY23		Actual	Actual	Projected	Number of inlets inspected annually	10,201	6,304	4,000
	FY21	FY22	FY23											
	Actual	Actual	Projected											
Number of inlets inspected annually	10,201	6,304	4,000											

<b>Goal:</b>	 	<b>To meet the Georgia EPD ditch inspection requirement, which mandates that all City maintained drainage ditches be inspected at least once every five (5) years (20% annually). Based on determination by the Engineering Department's Stormwater Manager and surveyors, there are 222 miles of ditches within Muscogee County that meet the five year inspection requirement.</b>												
<b>Objective:</b>		<b>Inspect an average total of 44.4 miles of ditches annually.</b>												
<b>Performance Indicators:</b>		<table style="width: 100%; border-collapse: collapse;"> <thead> <tr> <th style="width: 60%;"></th> <th style="width: 15%;">FY21</th> <th style="width: 15%;">FY22</th> <th style="width: 10%;">FY23</th> </tr> <tr> <th></th> <th style="text-align: center;">Actual</th> <th style="text-align: center;">Actual</th> <th style="text-align: center;">Projected</th> </tr> </thead> <tbody> <tr> <td>Miles of ditches inspected annually</td> <td style="text-align: center;">55</td> <td style="text-align: center;">89</td> <td style="text-align: center;">45</td> </tr> </tbody> </table>		FY21	FY22	FY23		Actual	Actual	Projected	Miles of ditches inspected annually	55	89	45
	FY21	FY22	FY23											
	Actual	Actual	Projected											
Miles of ditches inspected annually	55	89	45											



## Other Maintenance and Repairs

### Program Description:

The Facilities Maintenance Division is responsible for maintaining city facilities, including minor renovations. This cost center is established to account for maintenance and repair activities specific to the Sewer Fund divisions.

## Contingency

### Program Description:

Departments' budget specific appropriations and expenditures pertaining solely to that department. However, large emergency expenditures are not always accounted for by a specific department; therefore, we have established the contingency section to record these appropriations and expenditures.

## Non-Categorical

### Program Description:

Departments budget specific appropriations and expenditures pertaining solely to that department. However, certain expenditures are not applicable to a specific department and we have established the non-categorical section for recording these appropriations and expenditures. This cost center factors a cost allocation charge that reimburses the General Fund for administrative services provided in the previous year.

## Interfund Transfers

This activity accounts for operating transfers from the General Fund to other funds. Transfers are made to provide required matching funds for federal and/or state grants. Also, this activity accounts for resources transferred to other funds where actual costs are recorded with funding assistance from the General Fund, such as the Civic Center and Golf Courses. Finally, this activity accounts for transfers of funds allocated to the Capital Improvement Program.

<b>Project Description</b>	<b>Budget</b>
Pipe Rehabilitation/Replacement*	\$1,398,661
<b>TOTAL</b>	<b>\$1,398,661</b>

\* The detail for these projects can be found in the Capital Improvement Program Budget Book.

**Budget Notes:**

The following capital was approved in this budget:

**Capital Outlay: \$419,242**

**250-2300 Drainage**

- One (1) Mid-Size SUV 4-WD - \$34,775

**260-3210 Stormwater Maintenance**

- One (1) 18-YD Dump Truck (replacement) - \$144,493
- One (1) 7-YD Dump Truck (replacement) - \$108,132
- Two (2) Flatbed Dump Truck w/ 12' Body DL (new) - \$91,064
- One (1) Full-Size F-250 Crew Cab 4-WD (new) - 40,778



## PAVING FUND

**The Paving Fund accounts for maintenance of and improvements to the City's roads and bridges.**

[Return to Table of Contents](#)



**Expenditures By Division**

	FY20 Actual	FY21 Actual	FY22 Actual*	FY23 Adopted
2502200 Highway & Roads	\$870,586	\$1,029,433	\$1,058,893	\$1,251,796
2603110 Repairs & Maintenance	\$4,175,695	\$3,849,732	\$3,850,042	\$4,713,297
2603120 Right of Way Maintenance	\$6,849,314	\$7,594,272	\$7,020,137	\$7,839,584
2603130 Community Services - ROW Maintenance	\$271,614	\$473,056	\$295,898	\$368,571
2603710 Other Maintenance/Repairs	-	-	-	\$5,000
5902000 Contingency	-	-	-	\$134,965
5903000 Non-Categorical	\$1,141,796	\$1,245,104	\$1,088,125	\$1,146,463
5904000 Interfund Transfers	\$2,032,975	\$1,590,322	\$1,255,066	\$1,142,033
<b>DEPARTMENT TOTAL</b>	<b>\$15,341,980</b>	<b>\$15,781,919</b>	<b>\$14,568,161</b>	<b>\$16,601,709</b>
<b>% CHANGE</b>		<b>2.87%</b>	<b>-7.69%</b>	<b>13.96%</b>

\* Unaudited

**Expenditures By Category**

	FY20 Actual	FY21 Actual	FY22 Actual*	FY23 Adopted
Personal Services	\$7,427,645	\$7,672,346	\$7,331,103	\$8,600,575
Operations	\$7,290,071	\$7,121,544	\$5,769,480	\$7,466,359
Capital Budget	\$624,264	\$988,029	\$1,467,577	\$534,775
<b>DEPARTMENT TOTAL</b>	<b>\$15,341,980</b>	<b>\$15,781,919</b>	<b>\$14,568,161</b>	<b>\$16,601,709</b>
<b>% CHANGE</b>		<b>2.87%</b>	<b>-7.69%</b>	<b>13.96%</b>

\* Unaudited

**Positions by Division**

	<b>FY21 Actual</b>	<b>FY22 Actual</b>	<b>FY23 Adopted</b>
<b>250-2200 Highways &amp; Roads</b>	<b>15/0</b>	<b>17/0</b>	<b>17/0</b>
Administrative Assistant	0	1	1
Administrative Secretary	1	1	1
Engineering Director	1	1	1
Engineering Inspection Coordinator	1	1	1
Engineering Inspector****	3	4	4
GIS Technician	1	1	1
GIS Technology Supervisor***	0	1	1
Office Manager	1	1	1
Project Engineer****	1	2	2
Senior Engineer Technician***	1	0	0
Survey Crew Leader	2	2	2
Survey Crew Worker	1	1	1
Survey Supervisor	1	1	1
Survey Technician	1	1	1
<b>260-3110 Repairs &amp; Maintenance</b>	<b>70/15</b>	<b>70/15</b>	<b>70/15</b>
Administrative Technician I	2	2	2
Assistant Street Maintenance Manager	1	1	1
Correctional Detail Officer - Heavy Equipment	1	1	1
Correctional Detail Officer - Streets	3	3	3
Equipment Operator I	6	6	6
Equipment Operator II	5	5	5
Equipment Operator III	10	10	10
GIS Technician II*	0	1	1
Heavy Equipment Operator	2	2	2
Heavy Equipment Supervisor***	2	4	4
Inmate Labor	15	15	15
Maintenance Worker I*	17	16	16
Maintenance Worker II	4	4	4
Maintenance Worker III	6	6	6
Public Works Crew Leader	6	6	6
Public Works Crew Supervisor**	2	0	0
Senior Heavy Equipment Operator	2	2	2
Street Maintenance Manager	1	1	1
<b>260-3120 Right of Way Maintenance</b>	<b>84/2</b>	<b>86/2</b>	<b>86/2</b>
Administrative Technician I	2	2	2
Administrative Assistant****	0	1	1
Assistant Manager - Beautification	1	1	1
Assistant Manager - Forestry	1	1	1
Chemical Applications Technician*	2	1	1
Contract Inspector*	0	1	1
Correctional Detail Officer - Forestry	7	7	7
Correctional Detail Officer - Stormwater	2	2	2
Correctional Detail Officer - Street Maintenance	1	1	1
Correctional Detail Officer Supervisor*	1	1	1
Equipment Operator I****	8	8	8
Equipment Operator II	11	11	11
Equipment Operator III****	16	17	17
Forestry & Beautification Manager	1	1	1
Forestry Administrator	1	1	1
GIS Technology Supervisor*	1	1	1

**Positions by Division (continued)**

	<b>FY21 Actual</b>	<b>FY22 Actual</b>	<b>FY23 Adopted</b>
Maintenance Worker I	15	15	15
Maintenance Worker I (Temporary)	2	2	2
Public Works Crew Leader	4	4	4
Public Works Supervisor*	1	1	1
Tree Trimmer Crew Leader****	4	5	5
Tree Trimmer Crew Leader II	2	2	2
Tree Trimmer I	1	1	1
Tree Trimmer II	1	1	1
Urban Forestry Supervisor	1	1	1
<b>260-3130 Community Service- Right of Way Maintenance</b>	<b>5/13</b>	<b>6/13</b>	<b>6/13</b>
Community Service Coordinator	1	1	1
Maintenance Worker I**	0	2	2
Maintenance Worker I (PT)	13	13	13
Public Services Crew Leader	2	2	2
<b>Total Full Time/Part Time Positions</b>	<b>174/30</b>	<b>179/30</b>	<b>179/30</b>

\* One (1) Maintenance Worker I (G7) reclassified to GIS Technician II (G15), one (1) Public Works Supervisor (G15) reclassified to Correctional Detail Supervisor (PS15), and one (1) Contract Inspector (G14) reclassified to GIS Technology Supervisor (G16) in FY19.

\*\* Two (2) Maintenance Worker I (G7) added in FY20.

\*\*\* Two (2) Heavy Equipment Supervisors (G15) reclassified to (G17)(Grade Only), two (2) Public Works Crew Supervisors (G15) reclassified to Heavy Equipment Supervisors (G17), one (1) Chemical Applications Technician (G11) reclassified to Contract Inspector (G14), and one (1) Senior Engineering Technician (G16) reclassified to GIS Technology Supervisor (G16) (Title Only) in FY20.



\*\*\*\* One (1) Project Engineer (G22), One (1) Engineering Inspector (G16), One (1) Tree Trimmer Crew Leader (G13), One (1) Equipment Operator III (G12), One (1) Equipment Operator I (G10), (1) Administrative Assistant (G12) added in FY22



\*\*\*\*\* One (1) Waste Equipment Operator (G12) reclassified to One (1) Senior Waste Equipment Operator (G13) and One (1) Recycling Truck Driver (G12) reclassified to One (1) Senior Equipment Operator (G13) in FY22


## Highway and Roads

**Program Description:**

The Highway and Roads division, managed by the Engineering Department, provides engineering services to agencies of the Columbus Consolidated Government. Services include street acceptance, preparation of engineering reports and studies, identifying easements and public right of ways, drafting construction plans, contracts and specifications, inspecting construction projects and administering construction contracts. The division manages the pavement management program.

<b>Goal:</b>	 	<b>To increase the citizen satisfaction of the City's roadways.</b>		
<b>Objective:</b>	<b>To reduce the number of calls for unsatisfactory utility repairs through permit management.</b>			
<b>Performance Indicators:</b>		<b>FY21</b>	<b>FY22</b>	<b>FY23</b>
		<b>Actual</b>	<b>Actual</b>	<b>Adopted</b>
Number of permits		<b>1,810</b>	<b>1,584</b>	<b>1,700</b>

<b>Goal:</b>	 	<b>To increase the life of existing streets by continual implementation of the Pavement Management System and maximize the benefit of the funds spent.</b>		
<b>Objective:</b>	<b>Improve the overall condition of streets.</b>			
<b>Performance Indicators:</b>		<b>FY21</b>	<b>FY22</b>	<b>FY23</b>
		<b>Actual</b>	<b>Actual</b>	<b>Projected</b>
Number of miles resurfaced.		<b>3.7</b>	<b>12.0</b>	<b>15.0</b>


<b>Goal:</b>		<b>To review plans within a timely manner and provide onsite inspection.</b>		
<b>Objective:</b>	<b>To ensure compliance with Federal, State, and Local laws.</b>			
<b>Performance Indicators:</b>		<b>FY21</b>	<b>FY22</b>	<b>FY23</b>
		<b>Actual</b>	<b>Actual</b>	<b>Projected</b>
Number of plans reviewed.		<b>90</b>	<b>70</b>	<b>70</b>

## Repairs & Maintenance

### Program Description:

To repair right-of-way areas; i.e. potholes, asphalt maintenance, curbs/gutters, sidewalks, guardrails, inlet tops and fences.

### Goals, Objectives and Performance Data

<b>Goal:</b>		<b>To improve asphalt maintenance by repairing pot holes, asphalt deficiencies, driveway aprons, and shoulders through generating in house work orders, addressing computer generated work orders, and addressing those highlighted on the Department of Transportation's Report as well as other reporting agencies.</b>
--------------	---	---


<b>Objective:</b>	<b>To increase asphalt maintenance and repair by tonnage used.</b>
-------------------	--

<b>Performance Indicators:</b>	<b>FY21</b>	<b>FY22</b>	<b>FY23</b>
	<b>Actual</b>	<b>Actual</b>	<b>Projected</b>
Tonnage of asphalt used	2,974	2,455	4,000

<b>Goal:</b>		<b>To address all curb, gutter, sidewalk, inlets and various other concrete maintenance work generated by in house or computer generated work orders, or the DOT monthly report.</b>
--------------	---	--


<b>Objective:</b>	<b>To keep sidewalks, curbs and gutters, in a safe and serviceable condition. As well as all concrete work called in to 311.</b>
-------------------	--

<b>Performance Indicators:</b>	<b>FY21</b>	<b>FY22</b>	<b>FY23</b>
	<b>Actual</b>	<b>Actual</b>	<b>Projected</b>
Yards of concrete poured	355	388	450

<b>Goal:</b>		<b>To provide fill material to perform maintenance to bring shoulders levels even with pavement levels.</b>
--------------	---	---


<b>Objective:</b>	<b>Fill and compact 30 miles of unpaved state and city shoulders annually.</b>
-------------------	--

<b>Performance Indicators:</b>	<b>FY21</b>	<b>FY22</b>	<b>FY23</b>
	<b>Actual</b>	<b>Actual</b>	<b>Projected</b>
Miles of road shoulders repaired	58	48	60

<b>Goal:</b>		<b>To perform minimal maintenance on the 26 miles of unpaved streets and alleys.</b>
--------------	---	--

<b>Objective:</b>	<b>Implement a system to provide minimal maintenance on the 26 miles of unpaved streets and alleys on a regular schedule.</b>
-------------------	---

<b>Performance Indicators:</b>	<b>FY21</b>	<b>FY22</b>	<b>FY23</b>
	<b>Actual</b>	<b>Actual</b>	<b>Projected</b>
Miles of dirt roads and alleys maintained	81	50	80

<b>Goal:</b>		<b>Support other departments and divisions with various types of equipment and operators.</b>
--------------	---	---

<b>Objective:</b>	<b>Provide 10,000 hours of support to other city departments and divisions.</b>
-------------------	---


<b>Performance Indicators:</b>	<b>FY21</b>	<b>FY22</b>	<b>FY23</b>
	<b>Actual</b>	<b>Actual</b>	<b>Projected</b>
Number of hours supporting other departments and divisions	11,875	11,500	12,000






## Right of Way Maintenance


**Program Description:**


To cut vegetation along city rights-of-way and city property, to apply herbicides to reduce the amount of unwanted vegetation, to provide landscaping activities along city rights-of-way and city property, to provide emergency response services for removal of debris, spills, and ice on the roadways, and to assist other divisions as needed. Also to provide urban forestry services to include removing, pruning, and planting of city trees. The division also provides contract inspection on the city's gateways and enforces the Tree Preservation and Replacement Ordinance.


<b>Goal:</b> 	<b>To maintain a neat appearance within the city's small median type parks.</b>		
<b>Objective:</b>	<b>Service an average of 62 parks once every two weeks during peak growth months.</b>		
<b>Performance Indicators:</b>	<b>FY21 Actual</b>	<b>FY22 Actual</b>	<b>FY23 Projected</b>
Average number of parks maintained every two weeks during peak growth months.	71	75	77

<b>Goal:</b>  	<b>To maintain a well cut appearance of the city's right of ways and other property.</b>		
<b>Objective:</b>	<b>To cut 2,500 miles of right-of-way and other city property each year.</b>		
<b>Performance Indicators:</b>	<b>FY21 Actual</b>	<b>FY22 Actual</b>	<b>FY23 Projected</b>
Annual miles of vegetation cut.	3,000	2,112	2,200

<b>Goal:</b> 	<b>To prune trees on city properties.</b>		
<b>Objective:</b>	<b>Increase the number of trees pruned by 3%.</b>		
<b>Performance Indicators:</b>	<b>FY21 Actual</b>	<b>FY22 Actual</b>	<b>FY23 Projected</b>
Number of trees pruned.	6,660	2,681	2,200

<b>Goal:</b> 	<b>Reduce the frequency of needed cutting on rights-of-way and other property.</b>		
<b>Objective:</b>	<b>Treat 5,000 acres of land annually with herbicides.</b>		
<b>Performance Indicators:</b>	<b>FY21 Actual</b>	<b>FY22 Actual</b>	<b>FY23 Projected</b>
Annual acreage treated.	4,800	2,176	1,800



<b>Goal:</b> 	<b>To remove trees on city properties.</b>		
<b>Objective:</b>	<b>To maintain a consistent turn around on removal work orders of less than two weeks.</b>		
<b>Performance Indicators:</b>	<b>FY21 Actual</b>	<b>FY22 Actual</b>	<b>FY23 Projected</b>
Number of trees removed.	1,754	860	850



<b>Goal:</b> 	<b>To plant trees on city properties.</b>		
<b>Objective:</b>	<b>To maintain a level of trees planted between 500-700 yearly.</b>		
<b>Performance Indicators:</b>	<b>FY21 Actual</b>	<b>FY22 Actual</b>	<b>FY23 Projected</b>
Trees planted.	736	752	750


## Community Service - ROW Maintenance


**Program Description:**

Maintains two (2) city cemeteries and 40-50 city owned properties. Provide support for various city supported activities such as Riverfest Weekend, Help the Hooch, Christmas tree and telephone book recycling programs. Clean the city and county right-of-way of litter and debris.

<b>Goal:</b>	 	<b>To improve the quality of life in Columbus, Georgia by maintaining litter free roadways.</b>		
<b>Objective:</b>	<b>To increase the number of miles policed by 3% every year.</b>			
<b>Performance Indicators:</b>		<b>FY21</b>	<b>FY22</b>	<b>FY23</b>
		<b>Actual</b>	<b>Actual</b>	<b>Projected</b>
Number of miles policed		2,192	2,761	3,500
Pounds of litter removed		657,680	397,440	400,000

<b>Goal:</b>	 	<b>Improve the quality of life and appearance of the City roadways, cemeteries and City owned lots through the efficient use of probationers.</b>		
<b>Objective:</b>	<b>Coordinate directly with the courts to increase by 5% the number of sentenced individuals and assigning them to the Department of Public Services.</b>			
<b>Performance Indicators:</b>		<b>FY21</b>	<b>FY22</b>	<b>FY23</b>
		<b>Actual</b>	<b>Actual</b>	<b>Projected</b>
Number of probationers assigned		599	681	750
Man hours used in Community Service		9,524	10,894	11,438

<b>Goal:</b>		<b>To maintain the landscape of the Porter dale and East Porter dale Cemeteries.</b>		
<b>Objective:</b>	<b>To cut grass twice monthly during growing seasons.</b>			
<b>Performance Indicators:</b>		<b>FY21</b>	<b>FY22</b>	<b>FY23</b>
		<b>Actual</b>	<b>Actual</b>	<b>Projected</b>
Days needed to cut grass at cemeteries.		22	23	N/A

<b>Goal:</b>		<b>To maintain the landscape of the city owned lots.</b>		
<b>Objective:</b>	<b>To cut weeds and grass on all city owned lots monthly.</b>			
<b>Performance Indicators:</b>		<b>FY21</b>	<b>FY22</b>	<b>FY23</b>
		<b>Actual</b>	<b>Actual</b>	<b>Projected</b>
Number of lots cut monthly.		28	28	28

## Other Maintenance & Repairs

### Program Description:

The Facilities Maintenance Division is responsible for maintaining city facilities, including minor renovations. This cost

### Contingency

### Program Description:

Departments budget specific appropriations and expenditures pertaining solely to that department. However, large emergency expenditures are not always accounted for by a specific department; therefore, we have established the contingency section to record these appropriations and expenditures.

### Non-Categorical

### Program Description:

Departments budget specific appropriations and expenditures pertaining solely to that department. However, certain expenditures are not applicable to a specific department and we have established the non-categorical section for recording these appropriations and expenditures. This cost center factors a cost allocation charge that reimburses the General Fund for administrative services provided in the previous year.

### Interfund Transfers

### Program Description:

This activity accounts for operating transfers from the General Fund to other funds. Transfers are made to provide required matching funds for federal and/or state grants. Also, this activity accounts for resources transferred to other funds where actual costs are recorded with funding assistance from the General Fund, such as the Civic Center and Golf Courses. Finally, this activity accounts for transfers of funds allocated to the Capital Improvement Program.

<b>Project Description:</b>	<b>Budget</b>
Resurfacing/Road Improvements	\$ 1,334,380
<b>Total:</b>	<b>\$ 1,334,380</b>

\* The detail for these projects can be found in the Capital Improvement Program Budget Book.

### Capital Outlay: \$534,775

#### 250-2200 Highways & Roads

- One (1) Mid-Size SUV 4-WD (new) - \$34,775

#### 260-3110 Repairs and Maintenance

- One (1) Small Asphalt Truck (new) - \$500,000



# INDIGENT CARE FUND

**The Medical Center Fund accounts  
for funding indigent hospital care for  
the residents of Columbus.**

[Return to Table of Contents](#)

# Indigent Care Fund

## DEPARTMENT MISSION STATEMENT

Columbus Consolidated Government will provide funding for indigent Muscogee County residents and inmates with revenue produced by an annual appropriation of property tax millage which is intended to cover such services provided after approved of said services by the Consolidated Government.

### Expenditures By Division

	FY20 Actual	FY21 Actual	FY22 Actual*	FY23 Adopted
2003000 Indigent Care	\$14,321,178	\$15,032,965	\$14,215,157	\$12,542,459
<b>DEPARTMENT TOTAL</b>	<b>\$14,321,178</b>	<b>\$15,032,965</b>	<b>\$14,215,157</b>	<b>\$12,542,459</b>
<b>% CHANGE</b>		<b>4.97%</b>	<b>-5.44%</b>	<b>-11.77%</b>

*\*Unaudited*

### Expenditures By Category

	FY20 Actual	FY21 Actual	FY22 Actual*	FY23 Adopted
Personal Services	-	-		-
Operations	\$14,321,178	\$15,032,965	\$14,215,157	\$12,542,459
<b>OPERATING BUDGET</b>	<b>\$14,321,178</b>	<b>\$15,032,965</b>	<b>\$14,215,157</b>	<b>\$12,542,459</b>
Capital Budget	-	-	-	-
<b>DEPARTMENT TOTAL</b>	<b>\$14,321,178</b>	<b>\$15,032,965</b>	<b>\$14,215,157</b>	<b>\$12,542,459</b>
<b>% CHANGE</b>		<b>4.97%</b>	<b>-5.44%</b>	<b>-11.77%</b>

*\*Unaudited*



# INTEGRATED WASTE FUND

**The Integrated Waste Fund accounts for the expenses associated with the collection and disposal of solid waste and recycling.**

[Return to Table of Contents](#)



**Expenditures By Division**

	<b>FY20 Actual</b>	<b>FY21 Actual</b>	<b>FY22 Actual*</b>	<b>FY23 Adopted</b>
5902000 Contingency	-	-	-	\$88,318
5903000 Non-Categorical	\$1,035,789	\$1,040,603	1,089,064	\$1,168,333
5904000 Inter Fund Transfer	\$1,474,083	\$1,643,711	1,643,711	\$2,149,454
2603510 Solid Waste Collection	\$5,503,201	\$5,580,246	4,363,862	\$3,809,018
2603520 Recycling	\$1,161,821	\$1,248,504	1,302,798	\$1,065,532
2603540 Granite Bluff Inert Landfill	\$276,326	\$59,798	41,266	\$65,302
2603550 Oxbow Meadows Inert Landfill	-	-	-	-
2603560 Pine Grove Sanitary Landfill	\$2,218,361	\$4,921,561	2,323,317	\$2,164,511
2603570 Recycling Sustainability Center	\$823,721	\$883,678	1,050,072	\$865,641
2603580 Yard Waste Collection	-	-	4,877,158	6,789,230
2603710 Other Maintenance & Repairs	\$19,046	\$13,383	13,371	\$13,580
2703150 Refuse Collection	\$60,443	\$41,167	11,628	\$99,081
<b>DEPARTMENT TOTAL</b>	<b>\$12,572,791</b>	<b>\$15,432,651</b>	<b>\$16,716,246</b>	<b>\$18,278,000</b>
<b>% CHANGE</b>		<b>22.7%</b>	<b>8.3%</b>	<b>9.3%</b>

\*Unaudited

**Expenditures By Category**

	<b>FY20 Actual</b>	<b>FY21 Actual</b>	<b>FY22 Actual*</b>	<b>FY23 Adopted</b>
Personal Services	\$5,645,819	\$5,826,797	\$5,353,917	\$5,995,552
Operations	\$6,350,750	\$6,636,390	\$9,070,181	\$12,282,448
<b>OPERATING BUDGET</b>	<b>\$11,996,569</b>	<b>\$12,463,187</b>	<b>\$14,424,098</b>	<b>\$18,278,000</b>
Capital Budget	\$576,222	\$2,969,464	\$2,292,148	\$0
<b>DEPARTMENT TOTAL</b>	<b>\$12,572,791</b>	<b>\$15,432,651</b>	<b>\$16,716,246</b>	<b>\$18,278,000</b>
<b>% CHANGE</b>		<b>22.7%</b>	<b>8.3%</b>	<b>9.3%</b>

\*Unaudited

**Positions by Division**

	<b>FY21 Actual</b>	<b>FY22 Actual</b>	<b>FY23 Adopted</b>
<b>260-3510 Solid Waste Collection FT/PT</b>	<b>71/0</b>	<b>46/0</b>	<b>46/0</b>
Animal Control Officer I	1	1	1
Integrated Waste Fund Manager	1	1	1
Asst Division Mgr - Solid Waste & Recycling	1	1	1
Solid Waste & Recycling Manager	1	1	1
Waste Collection Route Supervisor	5	5	5
Waste Collection Worker	4	3	3
Inventory Control Technician*****	0	1	1
Administrative Technician	58	58	58
<b>260-3520 Recycling FT/PT</b>	<b>14/0</b>	<b>11/0</b>	<b>11/0</b>
Recycling Route Supervisor	2	2	2
Recycling Truck Driver	8	4	4
Mobility Technician*****	0	1	1
Environmental Compliance Officer	2	3	3
Senior Waste Equipment Operators	2	4	4
<b>260-3540 Granite Bluff Inert Landfill FT/PT</b>	<b>4/0</b>	<b>4/0</b>	<b>4/0</b>
Heavy Equipment Supervisor**	0	1	1
Landfill Operator**	3	1	1
Compost Manager*****	1	1	1
Maintenance Worker 1 -Landfill*****	0	2	2
<b>260-3560 Pine Grove Sanitary Landfill FT/PT</b>	<b>12/0</b>	<b>13/0</b>	<b>13/0</b>
Assistant Waste Disposal Manager	1	1	1
Correctional Detail Officer - Waste Disposal**	0	1	1
Heavy Equipment Operator**	3	2	2
Heavy Equipment Supervisor**	0	1	1
Landfill Maintenance Technician	1	1	1
Landfill Operator**	5	4	4
Senior Landfill Operator	1	1	1
Waste Disposal and Recycling Manager*****	1	1	1
<b>260-3570 Recycling Center FT/PT</b>	<b>11/0</b>	<b>12/0</b>	<b>12/0</b>
Baler Operator*	0	1	1
Recycling Center Line Supervisor***	2	1	1
Correctional Detail Officer	4	4	4
Dropoff Site Operator	1	1	1
Keep Columbus Beautiful Director	1	1	0
Line Supervisor	1	1	1
Recycling Center Manager	1	1	1
Scale Operator	1	1	1
<b>260-3580 YardWaste Collection</b>	<b>0/0</b>	<b>27/0</b>	<b>26/0</b>
Waste Equipment Operator	0	27	27
<b>270-3150 Refuse Collection FT/PT</b>	<b>1</b>	<b>1</b>	<b>1</b>
Motor Equipment Operator III	1	1	1
<b>Total Full Time/Part Time Positions</b>	<b>113/0</b>	<b>114/0</b>	<b>113/0</b>



*\* One (1) Baler Operator added in FY19*

*\*\* Two (2) Heavy Equipment Operator - Landfill (G13) reclassified to Heavy Equipment Supervisor - Landfill (G15), one (1) Landfill Operator (G12) reclassified to Maintenance Worker I (G7), one (1) Landfill Operator (G12) reclassified to Correctional Detail Officer - Waste Disposal (PS12) in FY19.*

*\*\* One (1) Maintenance Worker I (G7) added in FY22*

*\*\*\* One (1) Compost Manager (G16) reclassified to Recycling Center Line Supervisor (G15) (title only) in FY21.*


*\*\*\*\* One (1) Landfill Supervisor (G16) to Compost Manager (G16) (title only) in FY21.*

*\*\*\*\*\* One (1) Assistant Public Works Director (G24) reclassified to One (1) Integrated Waste Fund Manager (G24) (Title Change Only), One (1) Waste Equipment Operator (G12) reclassified to One (1) Administrative Technician (G12) (Title Change Only), One (1) Waste Equipment Operator (G12) reclassified to One (1) Environmental Compliance Officer (G13), Two (2) Waste Equipment Operators (G12) reclassified to Two (2) Senior Waste Equipment Operators (G13C), One (1) Waste Collection Worker (G8) reclassified to One (1) Inventory Control Technician (G10), One (1) Recycling Truck Driver (G12) reclassified to One (1) Environmental Compliance Officer (G13), One (1) Recycling Truck Driver (G12) reclassified to One (1) Senior Equipment Operator (G13), One (1) Recycling Truck Driver (G12) reclassified to One (1) Mobility Technician (G14), One (1) Waste Disposal Manager (G21) reclassified to One (1) Waste Disposal and Recycling Manager (G23), One (1) Waste Equipment Operator (G12) reclassified to One (1) Maintenance Worker I (G7), One (1) Recycling Truck Driver (G12) reclassified to One (1) Environmental Compliance Officer (G13), One (1) Waste Equipment Operator (G12) reclassified to One (1) Senior Waste Equipment Operator (G13), One (1) Recycling Truck Driver (G12) reclassified to One (1) Senior Equipment Operator (G13) in FY22*


## Solid Waste Collection

**Program Description:**

The Solid Waste Collection division collects household garbage, yard waste and bulky waste.

<b>Goal:</b>		<b>To lower the number of collection stops missed.</b>		
<b>Objective:</b>		<b>To reduce the number of missed pick-ups (Code 2) by 2% annually.</b>		
<b>Performance Indicators:</b>		<b>FY21 Actual</b>	<b>FY22 Actual</b>	<b>FY23 Adopted</b>
Annual number of stops		5,100	5,328	5,215


**Goals, Objectives and Performance Data**


<b>Goal:</b>		<b>To reduce the number of customer general complaints.</b>		
<b>Objective:</b>		<b>To reduce the number of customer complaints (Code 4) by 1% annually.</b>		
<b>Performance Indicators:</b>		<b>FY21 Actual</b>	<b>FY22 Actual</b>	<b>FY23 Projected</b>
Annual number of general complaints		17	29	27


## Recycling

**Program Description:**

This division is responsible for the collection of Recyclable Commodities.

<b>Goal:</b>		<b>To promote the concept of recycling to the general public.</b>		
<b>Objective:</b>		<b>Increase the tonnage of recyclables collected at the curbside.</b>		
<b>Performance Indicators:</b>		<b>FY21 Actual</b>	<b>FY22 Actual</b>	<b>FY23 Projected</b>
Tons of Recyclables collected		5,796	4,525	5,500


<b>Goal:</b>		<b>Improve the multi-family housing recycling program.</b>		
<b>Objective:</b>		<b>Increase the number of apartment complexes participating in the multi-family housing recycling program.</b>		
<b>Performance Indicators:</b>		<b>FY21 Actual</b>	<b>FY22 Actual</b>	<b>FY23 Projected</b>
Number of complexes participating		21	22	23


<b>Goal:</b>		<b>To keep more municipal solid waste out of the city owned landfill.</b>		
<b>Objective:</b>		<b>Increase the percentage of municipal solid waste recycled.</b>		
<b>Performance Indicators:</b>		<b>FY21 Actual</b>	<b>FY22 Actual</b>	<b>FY23 Projected</b>
Percentage of recycled solid waste to waste landfilled.		10.01%	8.0%	10.0%

## Granite Bluff Inert Landfill

**Program Description:**

The Granite Bluff Inert Landfill site is responsible to operate a state of the art inert landfill in compliance with Federal, State, and Local directives.

<b>Goal:</b>		<b>Increasing diversion through grinding, composting, and hauling mulch offsite will extend the life expectancy of the Granite Bluff Landfill.</b>		
<b>Objective:</b>		<b>Increase diversion rates by 1% each year.</b>		
<b>Performance Indicators:</b>		<b>FY21 Actual</b>	<b>FY22 Actual</b>	<b>FY23 Projected</b>
% of diversion		12.22%	30.0%	14%

<b>Goal:</b>		<b>To recycle as much material as possible for use as "fill material" in the landfill.</b>		
<b>Objective:</b>		<b>Increase the percentage of inert waste recycled for landfill use.</b>		
<b>Performance Indicators:</b>		<b>FY21 Actual</b>	<b>FY22 Actual</b>	<b>FY23 Projected</b>
Percentage of recycled solid waste to waste landfilled.		9.5%	10.0%	10%

## Oxbow Meadows Inert Landfill


**Program Description:**


The Oxbow Meadows Inert Landfill gives the City of Columbus an increased disposal capacity, and therefore an increased life span for this critical disposal element. The landfill is operated five days a week in full compliance with all State and Federal regulating statutes.


## Pine Grove Landfill

**Program Description:**

The Pine Grove Landfill responsibility is to operate a state of the art Municipal Solid Waste Landfill in compliance with Federal, State and Local directives.

<b>Goal:</b>		<b>Increasing diversion will extend the life of the landfill by decreasing the material tonnage which would otherwise be placed in the landfill.</b>		
<b>Objective:</b>		<b>To increase diversion rate by 1% each year.</b>		
<b>Performance Indicators:</b>		<b>FY21</b>	<b>FY22</b>	<b>FY23</b>
		<b>Actual</b>	<b>Actual</b>	<b>Projected</b>
Percentage of annual diversion and recycling rates		20.5%	16%	20%


<b>Goal:</b>		<b>Increasing compaction will extend the life of the landfill by decreasing the material size to be placed in the landfill.</b>		
<b>Objective:</b>		<b>To increase annual compaction rate by 50lbs/current year over previous year.</b>		
<b>Performance Indicators:</b>		<b>FY21</b>	<b>FY22</b>	<b>FY23</b>
		<b>Actual</b>	<b>Actual</b>	<b>Projected</b>
Compaction rate lbs/cubic yards.		1,280	1,155	1,205
Years of remaining capacity.		36	29	30


<b>Goal:</b>		<b>Create a new source of revenue to support the integrated waste fund and its efforts to become the self sustaining enterprise fund that it is designed to be.</b>		
<b>Objective:</b>		<b>Identify waste materials that have the potential to be reused, recycled, or processed and sold. Develop programs and identify markets for such materials. Diverting materials will increase the life expectancy of our landfills and generate revenue to support its efforts.</b>		
<b>Performance Indicators:</b>		<b>FY21</b>	<b>FY22</b>	<b>FY23</b>
		<b>Actual</b>	<b>Actual</b>	<b>Projected</b>
Tons of scrap metal sold		211	231	250


## Recycling Sustainability Center

**Program Description:**

This division is responsible for the collection of Recyclable Commodities.

<b>Goal:</b>		<b>To keep very low contamination levels in recyclable commodities processed.</b>		
<b>Objective:</b>		<b>To keep the contamination levels low.</b>		
<b>Performance Indicators:</b>		<b>FY21 Actual</b>	<b>FY22 Actual</b>	<b>FY23 Projected</b>
Number of contamination level complaints from		2	2	2

<b>Goal:</b>		<b>To promote recycling to the general public</b>		
<b>Objective:</b>		<b>To increase the tonnage of recyclables processed through education, promotion and advertising.</b>		
<b>Performance Indicators:</b>		<b>FY21 Actual</b>	<b>FY22 Actual</b>	<b>FY23 Projected</b>
Tons of recyclables processed.		14,668	10,492	11,000

<b>Goal:</b>		<b>Facilitate truck availability to stay on routes more hours per day.</b>		
<b>Objective:</b>		<b>Decrease time trucks spent at the Recycle Center dumping recyclables collected at curbside.</b>		
<b>Performance Indicators:</b>		<b>FY21 Actual</b>	<b>FY22 Actual</b>	<b>FY23 Projected</b>
Average time, in minutes, trucks spend at Recycle Center		10	8	10

## Other Maintenance & Repairs


**Program Description:**

The Facilities Maintenance Division is responsible for maintaining city facilities, including minor renovations. This cost center is established to account for maintenance and repair activities specific to the Integrated Waste Fund division.

### Refuse Collections

**Program Description:**

The Parks and Recreation Department is responsible for the pick-up of waste deposited in trash receptacles in parks around the city. Operating with one truck, this division picks up trash from over 2,000 cans in 52 parks including South Commons and the River Walk. The Parks Refuse division operates seven days a week from April 1 to November 1, and five days a week the remaining 5 months per year. During the week, the division is able to utilize inmate labor. The truck makes two trips per day to the landfill except for Saturday when the landfill closes at noon and on Sunday when the landfill is closed.

<b>Goal:</b>		<b>Provide clean litter free recreation facilities, athletic facilities, and special events.</b>		
<b>Objective:</b>		<b>Reduce complaints by citizens by picking up garbage from all facilities on a daily basis and on weekends when activities or special events are being held.</b>		
		<b>FY21</b>	<b>FY22</b>	<b>FY23</b>
<b>Performance Indicators:</b>		<b>Actual</b>	<b>Actual</b>	<b>Projected</b>
Number of complaints by citizens		35	20	20

### Contingency

**Program Description:**

Departments budget specific appropriations and expenditures pertaining solely to that department. However, large emergency expenditures are not always accounted for by a specific department; therefore, we have established the contingency section to record these appropriations and expenditures.

### Non-Categorical

**Program Description:**

Departments budget specific appropriations and expenditures pertaining solely to that department. However, certain expenditures are not applicable to a specific department and we have established the non-categorical section for recording these appropriations and expenditures. This cost center factors a cost allocation charge that reimburses the General Fund for administrative services provided in the previous year.

### Interfund Transfers

**Program Description:**

This activity accounts for operating transfers from the General Fund to other funds. Transfers are made to provide required matching funds for federal and/or state grants. Also, this activity accounts for resources transferred to other funds where actual costs are recorded with funding assistance from the General Fund, such as the Civic Center and Golf Courses. Finally, this activity accounts for transfers of funds allocated to the Capital Improvement Program.



# EMERGENCY TELEPHONE FUND

**The Emergency Telephone Fund  
accounts for expenses for the  
Emergency 911 System that ensures  
public safety departments respond  
quickly to emergency situations.**

[Return to Table of Contents](#)



**DEPARTMENT MISSION STATEMENT**

The 911 Center will provide effective and responsive emergency and non-emergency communication services in a professional and efficient manner for public safety and other agencies. As an integral part of the Columbus Community, we are committed to communicate with those we serve and to join with them in establishing priorities to enhance the quality of life for the entire community.

**Expenditures By Division**

	<b>FY20 Actual</b>	<b>FY21 Actual</b>	<b>FY22 Actual*</b>	<b>FY23 Adopted</b>
4003220 E-911	\$3,289,015	\$3,375,240	\$3,757,844	\$3,763,393
5902000 Contingency	-	-	-	\$38,325
5903000 Non Categorical	\$206,945	\$207,717	213,767.00	\$220,369
5904000 Inter Fund Transfer	-	-	-	-
<b>DEPARTMENT TOTAL</b>	<b>\$3,495,960</b>	<b>\$3,582,957</b>	<b>\$3,971,611</b>	<b>\$4,022,087</b>

*\*Unaudited*

**Expenditures By Category**

	<b>FY20 Actual</b>	<b>FY21 Actual</b>	<b>FY22 Actual*</b>	<b>FY23 Adopted</b>
Personal Services	\$2,102,278	\$2,175,265	\$2,431,475	\$2,553,527
Operations	\$1,393,682	\$1,407,692	\$1,490,327	\$1,468,560
<b>OPERATING BUDGET</b>	<b>\$3,495,960</b>	<b>\$3,582,957</b>	<b>\$3,921,802</b>	<b>\$4,022,087</b>
Capital Budget	-	-	49,808.20	-
<b>DEPARTMENT TOTAL</b>	<b>\$3,495,960</b>	<b>\$3,582,957</b>	<b>\$3,971,611</b>	<b>\$4,022,087</b>
<b>% CHANGE</b>		<b>2.49%</b>	<b>10.85%</b>	<b>1.27%</b>

*\*Unaudited*




**Positions by Division**

		<b>FY21 Actual</b>	<b>FY22 Actual</b>	<b>FY23 Adopted</b>
<b>400-3220 E-911</b>	<b>FT/PT</b>	<b>53/1</b>	<b>53/1</b>	<b>53/1</b>
911 Center Supervisor		6	6	6
Administrative Clerk (PT)		1	1	1
Administrative Secretary		1	1	1
Communication Technician III		22	22	22
Communications Technician I		15	15	15
Communications Technician II		8	8	8
Police Lieutenant		1	1	1
<b>Total Full Time/Part Time Positions</b>		<b>53/1</b>	<b>53/1</b>	<b>53/1</b>

# E911

**Program Description:**

The 911 Center is divided into two areas: the Public Safety Message Center and the Emergency Operations Center. The Public Safety Message Center is the administrative telephone-answering unit for the Police and Fire Departments. The 911 Operations Center is responsible for receiving requests for emergency services and dispatching the appropriate units to the emergency; monitoring and dispatching the Police, State Sheriff's, Fire and EMS radio channels; the Civil Defense National Warning System; all bank alarms, the FBI and National Guard Alarms; and implementing emergency procedures in concert with other agencies.

<b>Goal:</b>		<b>To provide emergency and non-emergency communications services in a professional and efficient manner for public safety and other agencies.</b>		
<b>Objective:</b>		<b>To dispatch all calls for service in a timely, accurate and professional manner.</b>		
		<b>FY21</b>	<b>FY22</b>	<b>FY23</b>
<b>Performance Indicators:</b>		<b>Actual</b>	<b>Actual</b>	<b>Projected</b>
Police Calls Dispatched		<b>198,252</b>	<b>213,691</b>	<b>230,359</b>
Fire Calls Dispatched		<b>14,379</b>	<b>14,632</b>	<b>15,000</b>
EMS Calls Dispatched		<b>25,357</b>	<b>25,432</b>	<b>27,000</b>

## Non-Departmental Contingency

**Program Description:**

The Contingency Fund is an amount established in each annual budget to finance unusual items, which cannot be anticipated in the budget preparation. As these items occur during the year, transferring the required funds to the appropriate account reduces the contingency.

## Non-Categorical

**Program Description:**

Appropriations and expenditures that pertain solely to a specific department are budgeted by that department. However, there are certain expenditures that are not applicable to a specific department. The non-categorical section has been established for recording these appropriations and expenditures.



# COMMUNITY DEVELOPMENT BLOCK GRANT FUND

**The Community Development Block Grant Fund accounts for grant monies received from the Department of Housing and Urban Development under the Community Development Block Grant Program.**

[Return to Table of Contents](#)



## Community Development Fund

### DEPARTMENT MISSION STATEMENT

The Community Reinvestment provides comprehensive CDBG reinvestment opportunities while providing services for the homeless and providing safe, affordable, and decent housing to the citizens of Muscogee County.

#### Expenditures By Division

		FY20 Actual	FY21 Actual	FY22 Actual*	FY23 Adopted
2451000	CDBG Administration	\$310,064	\$254,069	\$285,013	\$428,072
2452100	Neighborhood Redevelopment	\$290,399	\$158,199	\$0	\$250,000
2452300	Aid to Other Agencies	\$381,495	\$0	\$337,895	\$402,190
2453110	Land Acquisition	\$24,946	\$0	\$0	\$170,267
2453130	Columbus Rehab Loan Program	\$255,019	\$332,955	\$234,881	\$218,793
2453140	Neighborhood Parks	296,735.00	\$857,457	\$7,500	\$262,443
5902000	Contingency	-	-	-	\$5,171
5904000	Interfund Transfers	-	-	-	-
<b>DEPARTMENT TOTAL</b>		<b>\$1,558,658</b>	<b>\$1,602,680</b>	<b>\$865,289</b>	<b>\$1,736,936</b>
<b>% CHANGE</b>			<b>2.82%</b>	<b>-46.01%</b>	<b>100.73%</b>

\* Unaudited

#### Expenditures By Category

		FY20 Actual	FY21 Actual	FY22 Actual*	FY23 Adopted
Personal Services		\$234,151	\$206,760	\$223,020	\$325,244
Operations		\$711,309	\$538,463	\$628,743	\$726,982
<b>OPERATING BUDGET</b>		<b>\$945,460</b>	<b>\$745,223</b>	<b>\$851,763</b>	<b>\$1,052,226</b>
Capital Budget		\$613,198	\$857,457	\$13,525	\$684,710
<b>DEPARTMENT TOTAL</b>		<b>\$1,558,658</b>	<b>\$1,602,680</b>	<b>\$865,289</b>	<b>\$1,736,936</b>
<b>% CHANGE</b>			<b>2.82%</b>	<b>-46.01%</b>	<b>100.73%</b>

\*Unaudited

**Positions by Division**

		<b>FY21 Actual</b>	<b>FY22 Actual</b>	<b>FY23 Adopted</b>
<b>245-1000 CDBG Administration</b>	<b>FT/PT</b>	<b>4/1</b>	<b>5/0</b>	<b>5/0</b>
Administrative Clerk I Part Time****		0	0	0
Community Reinvestment Coordinator*****		1	1	1
Director of Community Reinvestment and Real Estate*		1	1	1
Assistant Director of Community Reinvestment*****		0	0	0
Community Reinvestment Planner***		1	1	1
Finance Manager**		1	1	1
Program Manager*****		0	0	0
Real Estate Specialist*****		0	1	1
<b>Total Full Time/Part Time Positions</b>		<b>5/1</b>	<b>5/1</b>	<b>5/1</b>

*\*Position funded 25% in CDBG Fund 0210, 25% from HOME Fund 0213 and 50% from General Fund 0101. Reclassified to Director of Community Reinvestment and Real Estate (G24) (title change only) in FY21.*

*\*\* Position funded 75% in CDBG Fund 0210 and 25% from HOME Fund 0213.*

*\*\*\* Position funded 75% in CDBG Fund 0210 and 25% from HOME Fund 0213.*

*\*\*\*\*Position funded 75% in CDBG Fund 0210 and 25% in HOME Fund 0213.*

*\*\*\*\*\*Position funded 75% in CDBG Fund 0210 and 25% in HOME Fund 0213.*

*\*\*\*\*\*One (1) Program Manager (G19) reclassified to One (1) Assistant Community Reinvestment Director.*


*\*\*\*\*\*Position funded 90% in CDBG Fund 0210 and 10% in HOME Fund 0213.*


*\*\*\*\*\* One (1) Real Estate Specialist (G17) added in FY19. One (1) Real Estate Specialist (G17) moved from CDBG Fund 0210 to General Fund 0101 in FY21.*


## CDBG Administration

### Program Description:

Provide reinvestment opportunities including the promotion of providing decent, safe, affordable housing for all citizens by collaboration with non-profits and for profit housing developers.

<b>Goal:</b>		<b>To eliminate slum and blight in an effort to prevent further deterioration of neighborhoods.</b>		
<b>Objective:</b>		<b>To demolish unsafe and unsanitary housing units that create and/or contribute to slum and blight conditions.</b>		
<b>Performance Indicators:</b>		<b>FY21 Actual</b>	<b>FY22 Actual</b>	<b>FY23 Projected</b>
Number of structures demolished		6	5	8

<b>Goal:</b>		<b>To prevent further deterioration and decline of neighborhoods through the correction of housing code violations in eligible residential structures.</b>		
<b>Objective:</b>		<b>To aid the elderly and/or disable citizens with emergency repairs through the Project Care Program.</b>		
<b>Performance Indicators:</b>		<b>FY21 Actual</b>	<b>FY22 Actual</b>	<b>FY23 Projected</b>
Number of project care rehabilitation		0	19	24

<b>Goal:</b>		<b>Reduce homelessness.</b>		
<b>Objective:</b>		<b>To provide services to homeless individuals in an effort to reduce homelessness within the City of Columbus.</b>		
<b>Performance Indicators:</b>		<b>FY21 Actual</b>	<b>FY22 Actual</b>	<b>FY23 Projected</b>
Number of homeless individuals assisted		1,654	1,500	2,946

### Capital Outlay:

◆ Total - \$684,710

#### 245-1000 CDBG Administration

- Furniture - \$1,500

- Computer Equipment - \$500

#### 245-2100 Neighborhood Redevelopment

- Site Improvements - \$250,000

#### 245-3110 Land Acquisition

- General Construction - \$170,267

#### 245-3140 Neighborhood Parks

- Site Improvements - \$262,443



# WORKFORCE INNOVATION & OPPORTUNITY FUND

**The Workforce Innovation and Opportunity Act Fund accounts for grant monies received from the Georgia Department of Economic Development under the Job Training Partnership Act.**

[Return to Table of Contents](#)



## Workforce Innovation & Opportunity Act Fund

### Expenditures By Division

	FY20 Actual	FY21 Actual	FY22 Actual*	FY23 Adopted
6806000 WIOA Administration	2,098,661	2,052,699	2,042,244	3,405,720
<b>DEPARTMENT TOTAL</b>	<b>\$2,098,661</b>	<b>\$2,052,699</b>	<b>\$2,042,244</b>	<b>\$3,405,720</b>
<b>% CHANGE</b>		<b>-2.19%</b>	<b>-0.51%</b>	<b>66.76%</b>

*\*Unaudited*

### Expenditures By Category

	FY20 Actual	FY21 Actual	FY22 Actual*	FY23 Adopted
Personal Services	-	-	-	-
Operations	2,098,661	2,052,699	2,042,244	3,405,720
<b>OPERATING BUDGET</b>	<b>\$2,098,661</b>	<b>\$2,052,699</b>	<b>\$2,042,244</b>	<b>\$3,405,720</b>
Capital Budget	-	-	-	-
<b>DEPARTMENT TOTAL</b>	<b>\$2,098,661</b>	<b>\$2,052,699</b>	<b>\$2,042,244</b>	<b>\$3,405,720</b>
<b>% CHANGE</b>		<b>-2.19%</b>	<b>-0.51%</b>	<b>66.76%</b>

*\*Unaudited*



**Positions by Division**

	<b>FY21</b>	<b>FY22</b>	<b>FY23</b>
	<b>Actual</b>	<b>Actual</b>	<b>Adopted</b>
<b>680-6000 Workforce Innovation FT/PT</b>	<b>13/0</b>	<b>13/0</b>	<b>13/0</b>
Accounting Clerk	1	1	1
Administrative Assistant*	0	1	1
Administrative Technician	1	1	1
Assistant WIOA Director	1	1	1
Data Control Supervisor	1	1	1
Finance Manager- WIOA	1	1	1
Program Monitor/Job Developer	1	1	1
Program Specialist I	3	3	3
Program Specialist II	2	2	2
Support Clerk*	1	0	0
Workforce Innovation & Opportunity Act Director	1	1	1
<b>Total Full Time/Part Time Positions</b>	<b>13/0</b>	<b>13/0</b>	<b>13/0</b>


\* One (1) Support Clerk (G7) reclassified to Administrative Assistant (G12) in FY20.

## WIOA Administration

**Program Description:**

The Workforce Innovation and Opportunity Act (WIOA) Program accounts for grant monies received from the Department of Labor to carry out the federal objectives formerly carried out by the Job Training Partnership Act (JTPA) Program:

- To authorize and fund different employment and training programs.
- To establish programs that provide job-training services for dislocated workers, economically disadvantaged adults and youth facing significant employment barriers.

<b>Goal:</b>		<b>To meet or exceed the performance goals as negotiated with the State Technical College System of Georgia Office of Workforce Development.</b>		
<b>Objective:</b>		<b>To implement training activities and services that will enable the Columbus local workforce area to meet or exceed the adult, youth and dislocated worker performance goals as negotiated with the State of Georgia Economic Development Workforce Division.</b>		
<b>Performance Indicators:</b>		<b>FY21 Actual</b>	<b>FY22 Actual</b>	<b>FY23 Projected</b>
Adult Employment Q2		60.7%	74.5%	75%
Adult Employment Q4		64.3%	75%	75%
Credential		69.4%	78.8%	74%
Adult Average Earnings		\$4,688	\$8,395	\$10,000
Dislocated Worker Employment		87.5%	88.9%	70%
Dislocated Worker Employment		100%	72%	74%
Dislocated Worker Average		\$7,179	\$12,651	\$6,000
Credential		66.7%	95.8%	75%
Youth 16-24 Employment or Education Q2		53.9%	53.3%	70%
Youth 16-24 Employment or Education Q4		67.5%	45.1%	66%
Credential		67.6%	75.7%	66%

## Adult & Dislocated Workers

**Program Description:**

WIOA authorizes “core” and “intensive” services. “Core” services are available to all adults and include job search and placement assistance; labor market information; initial assessment of skills and needs; information about available services; and follow-up services. “Intensive” services are available for unemployed individuals who are not able to find jobs through core services alone. These services include more comprehensive assessments, development of employment plans, counseling, case management and short-term pre-vocational services. Additionally, the Act authorizes the provision of temporary income support to enable participant continuation in training.

## Youth

### **Program Description:**

WIOA authorizes eligible youth ages 14 through 21 to be considered as low-income and must meet one or more of the following challenges:

(1) School dropout; (2) basic literacy skills deficiency; (3) homeless, runaway, or foster child; (4) pregnant or a parent; (5) an offender; or (6) need help completing an educational program or securing/holding a job.

Furthermore, 30% of these funds must help those who are in school. Additionally, the program just provides summer employment opportunities linked to academic and occupational learning.



# ECONOMIC DEVELOPMENT AUTHORITY FUND

**The Economic Development  
Authority Fund accounts for  
dedicated millage for economic  
development within the City.**

[Return to Table of Contents](#)

# Economic Development Authority

**Program Description:**

The Columbus Consolidated Government and the Development Authority of Columbus have an agreement whereby economic development activities that include; working with local and regional entities in attracting quality companies, working to broaden the Muscogee County tax base, job creation and retention are provided by the Development Authority, in conjunction with the Greater Columbus Chamber of Commerce. The Development Authority will receive the revenue produced by 0.25 mills of ad valorem taxes to cover such activities. Beginning in FY14, an additional 0.16 mills will be set aside in an Economic Development reserve, subject to Council approval and discretion.

**Expenditures By Division**

	FY20 Actual	FY21 Actual	FY22 Actual*	FY23 Adopted
5901000 Agency Appropriations	\$2,003,501	\$2,190,041	\$1,184,863	\$2,388,492
5903000 Non-Categorical			\$975,000	
<b>DEPARTMENT TOTAL</b>	<b>\$2,003,501</b>	<b>\$2,190,041</b>	<b>\$2,159,863</b>	<b>\$2,388,492</b>
<b>% CHANGE</b>		<b>9.31%</b>	<b>-1.38%</b>	<b>10.59%</b>

*\*Unaudited*

**Expenditures By Category**

	FY20 Actual	FY21 Actual	FY22 Actual*	FY23 Adopted
Personal Services	-	-	-	-
Operations	\$2,003,501	\$2,190,041	\$2,159,863	\$2,388,492
<b>OPERATING BUDGET</b>	<b>\$2,003,501</b>	<b>\$2,190,041</b>	<b>\$2,159,863</b>	<b>\$2,388,492</b>
Capital Budget	-	-	-	-
<b>DEPARTMENT TOTAL</b>	<b>\$2,003,501</b>	<b>\$2,190,041</b>	<b>\$2,159,863</b>	<b>\$2,388,492</b>
<b>% CHANGE</b>		<b>9.31%</b>	<b>-1.38%</b>	<b>10.59%</b>

*\*Unaudited*

## **Agency Appropriation**

### **Program Description:**

The Consolidated Government provides funds to agencies that provide services to the community.

## **Contingency**

### **Program Description:**

The Contingency Fund is an amount established in each annual budget to finance unusual items, which cannot be anticipated in the budget preparation. As these items occur during the year, transferring the required funds to the appropriate account reduces the contingency.

## **Non-Categorical**

### **Program Description:**

Appropriations and expenditures that pertain solely to a specific department are budgeted by that department. However, there are certain expenditures that are not applicable to a specific department and the non-categorical section has been established for recording these appropriations and expenditures.

### **Budget Notes:**

NCR Payment (Year 8 of 10) - \$800,000

.25 mills to Development Authority - \$1,194,246

Mercer Project (Year 4 of 5) - \$100,000

Development Initiative (Year 2 of 2) - \$175,000



# DEBT SERVICE FUND

**The Debt Service Fund accounts for debt payments to meet the obligations for revenue bonds.**

[Return to Table of Contents](#)



## Debt Service

### Program Description:

The Debt Service Fund accounts for the retirement of general obligation bond issues, Columbus Building Authority lease contracts, the Water Commissioners revolving loan contract and Lease Purchase Programs.

### Expenditures By Division

	FY20 Actual	FY21 Actual	FY22 Actual*	FY23 Adopted
2002000 Debt Service	4,000	-	-	-
2003477 2010A Lease Revenue Bonds	\$2,605,200	-	-	-
2003478 2010B Taxable Lease Revenue Bonds	\$2,088,846	-	-	-
2003479 2010C Lease Revenue Bonds	\$62,700	-	-	-
2003480 2012A Lease Revenue Refunding Bonds	\$1,706,564	\$1,709,643	\$1,715,116	\$1,718,536
2003481 2012B Taxable Lease Revenue Refunding Bonds	\$1,369,105	\$620,505	\$618,335	\$625,906
2003482 2018 Lease Revenue Bonds	7,195,545	-	-	-
2003483 2019 Lease Revenue Bonds	1,685,535	\$5,630,956	\$5,625,457	\$5,623,458
2003484 2019A Lease Revenue Bond	-	311,663	309,257	\$309,910
2003485 2022A Lease Revenue Bond	-	-	-	\$1,230,952
2003486 2022B Taxable Lease Revenue Bond	-	-	-	\$1,366,990
2003610 City Lease/Purchase Program	\$3,579,862	\$3,884,542	\$3,660,593	\$4,024,320
5903000 Non-Categorical	25,726	-	-	-
<b>TOTAL</b>	<b>20,323,083</b>	<b>12,157,309</b>	<b>11,928,758</b>	<b>14,900,072</b>
<b>% CHANGE</b>		<b>-40.18%</b>	<b>-1.88%</b>	<b>24.91%</b>

\*Unaudited

### Expenditures By Category

	FY20 Actual	FY21 Actual	FY22 Actual*	FY23 Adopted
Personal Services	-	-	-	-
Operation	\$20,323,083	\$12,157,309	\$11,928,758	\$14,900,072
<b>OPERATING BUDGET</b>	<b>\$20,323,083</b>	<b>\$12,157,309</b>	<b>\$11,928,758</b>	<b>\$14,900,072</b>
Capital Budget	-	-	-	-
<b>PROGRAM TOTAL</b>	<b>\$20,323,083</b>	<b>\$12,157,309</b>	<b>\$11,928,758</b>	<b>\$14,900,072</b>
<b>% CHANGE</b>		<b>-40.18%</b>	<b>-1.88%</b>	<b>24.91%</b>



**Overview and Debt Financing Principles:**

The Columbus Consolidated Government maintains a Debt Service Fund. This fund is used to service debt from four sources: General Obligation Debt, Columbus Building Authority contractual debt, the Board of Water Commissioners revolving loan contract, and lease purchase programs with the Georgia Municipal Association. Proceeds of a dedicated property tax form the primary source of revenue for the Debt Service Fund; a 1% Special Purpose Local Option Sales Tax provides the primary source of revenue for the Sales Tax Proceeds Account Fund.

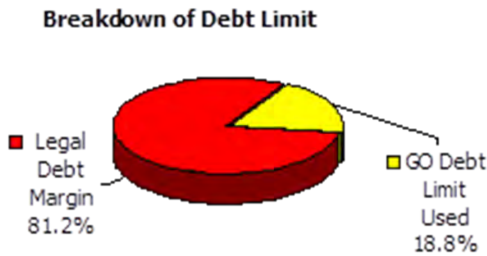
All local governments must determine how capital projects will be financed. It is the policy of the Columbus Consolidated Government (CCG) to use debt sparingly to retain the capacity to issue additional debt if the need arises. Currently, CCG is currently well below the 20% level that is considered by the credit industry to be a danger signal. In addition, the CCG is well below the legal debt ceiling for general obligation debt (details on Debt Margin below).

**Debt Margin:**

The Columbus Consolidated Government remains below the debt ceiling of 10% of assessed value of taxable property established by the State of Georgia’s constitution. CCG uses none of its established legal debt limit.

The current general obligation bond rating:  
 Standard & Poor’s: AA +  
 Moody’s Investors Service: Aa2

	Moody’s	Standard & Poor’s
<b>Best Quality</b>	<b>Aaa</b>	<b>AAA</b>
<b>High Quality</b>	<b>Aa1</b>	<b>AA+</b>
	<b>Aa2</b>	<b>AA</b>
	<b>Aa3</b>	<b>AA-</b>
<b>Upper Medium Grade</b>	<b>A1</b>	<b>A+</b>
	<b>A2</b>	<b>A</b>
	<b>A3</b>	<b>A-</b>
<b>Medium Grade</b>	<b>Baa1</b>	<b>BBB+</b>
	<b>Baa2</b>	<b>BBB</b>
	<b>Baa3</b>	<b>BBB-</b>



<b>Computation of Legal Debt Margin For Fiscal Year Ending June 30, 2023</b>	
Assessed value of taxable property*	\$ 5,994,794,521
Debt Limit: 10% of assessed value	599,479,452
Less: Amount of debt applicable to debt limit	138,978,735
	-
<b>Legal Debt Margin Available</b>	<b>\$ 460,500,717</b>

\*Based on 2022 State Approved Gross Assessed Digest as of 7/22/22.

**Contractual Debt: Columbus Building Authority -**

The Columbus Building Authority was created to provide a means to issue revenue bonds to acquire, construct, equip, maintain, and operate self-liquidating projects. The Consolidated Government has an agreement with the Columbus Building Authority whereby all assets purchased through the Columbus Building Authority are leased to the Consolidated Government. The Consolidated Government services the Building Authority's debt in lieu of making rental payments. The Consolidated Government has directly or indirectly guaranteed the Authority's debt. In 2012, new bonds were issued, proceeds from which in part repaid outstanding balances from the Series 1999 and Series 2003 bonds. In 2019, a bond was issued via direct placement to provide for renovations to the South Commons Softball Complex, the Government Center, and funding a needs assessment study.

For FY23, debt service fund expenditures are summarized as follows:

<i>Debt Service Summary:</i>	<b>Principal Payments</b>	<b>Interest Payments</b>	<b>Total Payments</b>
<b>2010 A</b>	0	0	0
<b>2010 B</b>	0	0	0
<b>2010 C</b>	0	0	0
<b>2012 A</b>	1,248,406	470,130	1,718,536
<b>2012 B</b>	435,000	190,906	625,906
<b>2018</b>	0	0	0
<b>2019</b>	2,980,000	2,643,458	5,623,458
<b>2019 A</b>	215,000	94,910	309,910
<b>2022 A</b>	0	1,230,952	1,230,952
<b>2022 B</b>	1,230,000	136,990	1,366,990
<b>Total Bond Payments</b>	<b>\$6,108,406</b>	<b>\$4,767,346</b>	<b>\$10,875,751</b>
Lease Payments	\$3,698,579	\$325,741	\$4,024,320
<b>Total Debt Service Fund 0405</b>	<b>\$9,806,985</b>	<b>\$5,093,087</b>	<b>\$14,900,072</b>
Trade Center (2012 )	\$211,594	\$39,841	\$251,436
<b>Total Other Funds Debt Service</b>	<b>\$211,594</b>	<b>\$39,841</b>	<b>\$251,436</b>
<b>Total Debt Service, FY23</b>	<b>\$10,018,579</b>	<b>\$5,132,928</b>	<b>\$15,151,507</b>

The amortization schedule for open bonds is outlined below:

**Columbus Building Authority Contractual Debt**

Fiscal Year	2012A Lease Revenue Refunding Bonds		2012B Taxable Lease Revenue Refunding Bonds		2012 Trade Center		2019 Lease Revenue Refunding Bonds		2019A Lease Revenue Refunding Bonds	
	Principal	Interest	Principal	Interest	Principal	Interest	Principal	Interest	Principal	Interest
2015	923,478	775,519	1,005,000	354,205	156,522	131,443	0	0	0	0
2016	944,855	757,049	1,025,000	334,105	160,145	128,313	0	0	0	0
2017	970,507	728,703	1,055,000	313,605	164,493	123,509	0	0	0	0
2018	1,004,710	689,883	1,070,000	292,505	170,290	116,929	0	0	0	0
2019	1,047,464	649,695	1,100,000	271,105	177,536	110,118	0	0	0	0
2020	1,098,768	607,796	1,120,000	249,105	186,232	103,016	1,115,000	570,535	0	0
2021	1,145,797	563,846	405,000	215,505	194,203	95,567	2,710,000	2,920,956	205,000	106,663
2022	1,197,102	518,014	415,000	203,355	202,899	87,799	2,840,000	2,785,456	210,000	99,257
2023	1,248,406	470,130	435,000	190,905	211,594	79,683	2,980,000	2,643,456	215,000	94,910
2024	1,303,986	420,193	450,000	177,855	221,014	71,219	3,125,000	2,494,456	220,000	90,459
2025	1,351,015	381,074	470,000	165,705	228,985	64,589	3,285,000	2,338,206	220,000	85,905
2026	1,398,044	340,543	485,000	151,605	236,956	57,719	3,445,000	2,173,956	225,000	81,351
2027	1,449,348	298,602	505,000	137,055	245,652	50,611	3,610,000	2,001,706	230,000	76,694
2028	1,487,826	262,368	525,000	121,400	252,174	44,469	3,785,000	1,821,206	235,000	71,933
2029	1,539,131	225,173	550,000	104,600	260,870	38,165	3,975,000	1,631,956	240,000	67,068
2030	1,581,884	186,694	580,000	86,450	268,116	31,643	3,395,000	1,433,206	245,000	62,100
2031	1,633,188	143,193	600,000	66,150	276,812	24,270	3,565,000	1,263,456	250,000	57,029
2032	1,680,217	98,280	630,000	45,150	284,783	16,658	3,735,000	1,085,206	255,000	51,854
2033	1,735,797	52,074	660,000	23,100	294,203	8,826	3,845,000	973,156	260,000	46,575
2034	0	0	0	0	0	0	3,955,000	857,806	265,000	41,193
2035	0	0	0	0	0	0	4,105,000	699,606	275,000	35,708
2036	0	0	0	0	0	0	4,200,000	596,981	280,000	30,015
2037	0	0	0	0	0	0	4,305,000	486,731	285,000	24,219
2038	0	0	0	0	0	0	4,415,000	373,725	0	0
2039	0	0	0	0	0	0	4,530,000	252,313	0	0
2040	0	0	0	0	0	0	4,645,000	127,738	0	0
<b>Total</b>	<b>\$24,741,523</b>	<b>\$8,168,828</b>	<b>\$13,085,000</b>	<b>\$3,503,465</b>	<b>\$4,193,479</b>	<b>\$1,384,546</b>	<b>\$75,565,000</b>	<b>\$29,531,817</b>	<b>\$4,115,000</b>	<b>\$1,122,929</b>

Fiscal Year	2022A Lease Revenue Bonds		2022B Taxable Lease Revenue Bonds		2022 General Obligation Sales Tax Bonds	
	Principal	Interest	Principal	Interest	Principal	Interest
2023	0	1,230,952	1,230,000	136,990	16,630,000	5,233,554
2024	0	1,434,119	1,030,000	122,700	16,630,000	5,643,000
2025	0	1,434,119	1,050,000	91,800	17,460,000	4,811,500
2026	0	1,434,119	1,070,000	60,300	9,675,000	3,938,500
2027	185,000	1,434,119	940,000	28,200	10,160,000	3,454,750
2028	1,155,000	1,424,869	0	0	10,665,000	2,946,750
2029	1,190,000	1,367,119	0	0	11,200,000	2,413,500
2030	1,235,000	1,307,619	0	0	11,760,000	1,853,500
2031	1,290,000	1,245,869	0	0	12,345,000	1,265,500
2032	1,340,000	1,181,369	0	0	12,965,000	648,250
2033	1,390,000	1,114,369	0	0	0	0
2034	3,750,000	1,058,769	0	0	0	0
2035	3,600,000	908,769	0	0	0	0
2036	3,440,000	764,769	0	0	0	0
2037	3,280,000	627,169	0	0	0	0
2038	3,080,000	528,769	0	0	0	0
2039	2,850,000	455,619	0	0	0	0
2040	2,625,000	384,369	0	0	0	0
2041	2,390,000	318,744	0	0	0	0
2042	2,150,000	258,994	0	0	0	0
2043	1,905,000	202,556	0	0	0	0
2044	1,655,000	152,550	0	0	0	0
2045	1,405,000	102,900	0	0	0	0
2046	1,145,000	60,750	0	0	0	0
2047	880,000	26,400	0	0	0	0
<b>Total</b>	<b>\$41,940,000</b>	<b>\$20,459,769</b>	<b>\$5,320,000</b>	<b>\$439,990</b>	<b>\$129,490,000</b>	<b>\$32,208,804</b>



# TRANSPORTATION FUND

**The Transportation Fund accounts for all expenses related to METRA, including administration and operation.**

[Return to Table of Contents](#)



## METRA

### DEPARTMENT MISSION STATEMENT

METRA's mission is to provide safe, reliable, dependable and cost-effective transit service with a professional team of employees, dedicated to their customer needs and committed to excellence.

### Expenditures By Division

	FY20 Actual	FY21 Actual	FY22 Actual*	FY23 Adopted
2603710 Other Main & Repairs	124.00	\$8,819	\$14,096	\$15,000
5902000 Contingency	-	-	-	\$75,266
5903000 Non-Categorical	\$582,659	\$366,531	\$395,037	\$421,132
5904000 Inter-Fund Transfers	-	-	-	-
6101000 Administration	\$239,160	\$238,969	\$240,029	\$293,211
6102100 Operations	\$1,729,726	\$1,746,359	\$1,648,078	\$2,147,634
6102200 Maintenance	\$1,082,244	\$978,679	\$1,312,342	\$1,520,598
6102300 Dial-A-Ride	\$248,918	\$208,438	\$254,888	\$247,689
6102400 Capital-FTA	\$1,608,639	\$1,257,869	\$1,202,464	\$3,667,762
6102500 Capital-TSPLOST	74,141.00	\$24,148	\$357,487	\$2,986,420
6102510 Admin. -TSPLOST	\$40,199	\$68,239	\$122,206	\$194,540
6102520 Oper. -TSPLOST	\$627,564	\$587,460	\$515,370	\$673,200
6102530 Maint. -TSPLOST	\$242,565	\$173,274	\$233,702	\$416,018
6102540 D-A-R. -TSPLOST	\$147,917	\$119,546	\$165,033	\$187,192
6102600 CARES Act Stimulus	-	390,318.00	\$340,427	\$966,683
6102900 Charter Services	-	-	-	-
6103410 Planning-FTA (5303)	\$71,497	\$79,007	\$83,491	\$86,035
6103420 Planning-FTA (5307)	\$175,659	\$182,108	\$209,129	\$215,308
6103430 ARRA Section (5340)	-	-	-	-
6103440 Clean Fuels Grant Program	-	-	-	-
<b>DEPARTMENT TOTAL</b>	<b>\$ 6,871,012</b>	<b>\$ 6,429,764</b>	<b>\$ 7,093,780</b>	<b>\$ 14,113,688</b>
<b>% CHANGE</b>		<b>-6.42%</b>	<b>10.33%</b>	<b>98.96%</b>

\* Unaudited

### Expenditures By Category

	FY20 Actual	FY21 Actual	FY22 Actual*	FY23 Adopted
Personal Services	\$4,083,016	\$3,945,561	\$4,139,122	\$5,006,304
Operations	\$2,341,436	\$1,991,705	\$2,097,396	\$3,579,429
<b>OPERATING BUDGET</b>	<b>\$6,424,452</b>	<b>\$5,937,266</b>	<b>\$6,236,518</b>	<b>\$8,585,733</b>
Capital Budget	\$446,560	\$492,498	\$857,262	\$5,527,955
<b>DEPARTMENT TOTAL</b>	<b>\$6,871,012</b>	<b>\$6,429,764</b>	<b>\$7,093,780</b>	<b>\$14,113,688</b>
<b>% CHANGE</b>		<b>-6.42%</b>	<b>10.33%</b>	<b>98.96%</b>

\* Unaudited

**Positions by Division**

		<b>FY21 Actual</b>	<b>FY22 Actual</b>	<b>FY23 Adopted</b>
<b>610-1000 Administration</b>	<b>FT/PT</b>	<b>1/0</b>	<b>1/0</b>	<b>1/0</b>
Office Manager		1	1	1
<b>610-2100 Operations</b>	<b>FT/PT</b>	<b>45/0</b>	<b>45/0</b>	<b>45/0</b>
Bus Operator		41	41	41
Safety Training Coordinator		1	1	1
Transit Compliance Officer****		1	1	1
Transit Manager		1	1	1
Transit Supervisor		1	1	1
<b>610-2200 Maintenance</b>	<b>FT/PT</b>	<b>13/0</b>	<b>13/0</b>	<b>13/0</b>
Fleet Maintenance Technician I*		4	4	4
Fleet Maintenance Technician II		7	7	7
Fleet Maintenance Technician III		2	2	2
<b>610-2300 Dial-A-Ride</b>	<b>FT/PT</b>	<b>5/0</b>	<b>5/0</b>	<b>5/0</b>
Bus Operator Dial-A-Ride		5	5	5
<b>610-2400 Capital - FTA (5309)</b>	<b>FT/PT</b>	<b>11/0</b>	<b>11/0</b>	<b>11/0</b>
ADA Coordinator		1	1	1
Bus Operator		4	4	4
Bus Operator Dial-A-Ride		1	1	1
Correctional Detail Officer - Transportation		1	1	1
Fleet Maintenance Tech III		1	1	1
Maintenance Manager		1	1	1
Transit Specialist		1	1	1
<b>610-2510 Administration - TSPLOST</b>	<b>FT/PT</b>	<b>2/2</b>	<b>2/2</b>	<b>2/2</b>
Principal Transit Planner*****		1	1	0
Chief Safety Officer****		1	1	1
Assistant Director of Transportation*****		0	0	1
Administration Assistant (PT)*****		2	2	2
<b>610-2520 Operations - TSPLOST</b>	<b>FT/PT</b>	<b>14/0</b>	<b>14/0</b>	<b>13/0</b>
Bus Operator*****		11	11	11
Transportation Supervisor		1	1	1
Transit Security Specialist*****		2	2	1
<b>610-2530 Maintenance - TSPLOST</b>	<b>FT/PT</b>	<b>2/0</b>	<b>2/0</b>	<b>2/0</b>
Correctional Detail Officer**		0	0	0
Fleet Maintenance Tech II		1	1	1
Transportation Crew Leader***		1	1	1
<b>610-2540 Dial-A-Ride - TSPLOST</b>	<b>FT/PT</b>	<b>4/0</b>	<b>4/0</b>	<b>4/0</b>
Bus Operator Dial-A-Ride		4	4	4
<b>610-3410 Planning - FTA (5303)</b>	<b>FT/PT</b>	<b>1/0</b>	<b>1/0</b>	<b>1/0</b>
Director of Transportation		1	1	1
<b>610-3420 Capital - FTA (5307)</b>	<b>FT/PT</b>	<b>3/0</b>	<b>3/0</b>	<b>3/0</b>
Administration Specialist		1	1	1
Transit Specialist		2	2	2
<b>Total Full Time/Part Time Positions</b>		<b>97/2</b>	<b>97/2</b>	<b>96/2</b>

- 
- \* One of the Fleet Maintenance Tech I Full Time positions is shared by two employees who each work part time.*
  - \*\* One (1) Correctional Detail Officer (PS12) added in FY18.*
  - \*\*\* One (1) Correctional Detail Officer (PS12) reclassified to Transportation Crew Leader (G12) in FY19.*
  - \*\*\*\* One (1) Transit Compliance Officer (G20) added in FY20.*
  - \*\*\*\*\* One (1) Chief Safety Officer (G20) added in FY21.*
  - \*\*\*\*\* Two (2) Administrative Assistants (G12) added in FY21.*
  - \*\*\*\*\* Four (4) Bus Operators (G12) deleted in FY21.*
  - \*\*\*\*\* One Bus Operator (1) reclassified to two (2) PT Administrative Assistants (G12) in FY21.*
  - \*\*\*\*\* One (1) Transit Security Specialist deleted in FY23.*
  - \*\*\*\*\* One (1) Principal Transit Planner (G20) to One (1) Assistant Director of Transportation in FY23*




## METRA Administration

**Program Description:**

To provide safe, reliable, dependable and cost effective service with a professional team of employees dedicated to our customers needs and committed to excellence. Also, to provide administrative support for the mission of each division.


<b>Goal:</b>	<b>To maintain accurate payroll records.</b>		
<b>Objective:</b>	<b>To maintain and update payroll information for all employees. To learn the new payroll system and to train the employee on its use. To stay within state and federal guidelines. Keep accurate files for all divisions.</b>		
<b>Performance Indicators:</b>	<b>FY21 Actual</b>	<b>FY22 Actual</b>	<b>FY23 Projected</b>
Audited Payroll Files	100%	80%	100%


<b>Goal:</b>		<b>Overall policy and program guidance for transit services.</b>		
<b>Objective:</b>	<b>To develop and implement transit service in keeping with guidelines set forth by the city, FTA and GDOT.</b>			
<b>Performance Indicators:</b>		<b>FY21 Actual</b>	<b>FY22 Actual</b>	<b>FY23 Projected</b>
Annual Audits, Federal Triennial Reviews and GDOT site visits		100%	100%	100%

## Operations

**Program Description:**

To ensure that all employees perform their job in a way that reflects favorably toward METRA and allows the opportunity to exercise a favorable influence on every customer served.


<b>Goal:</b>		<b>Implement new bus service recommendations from the TSPLOST Transit Assessment.</b>		
<b>Objective:</b>	<b>Provide improved services to METRA's current customers and attract new riders to public transit.</b>			
<b>Performance Indicators:</b>		<b>FY21 Actual</b>	<b>FY22 Actual</b>	<b>FY23 Projected</b>
Implement new bus service recommendations from the TSPLOST Transit Assessment.		75%	85%	100%



<b>Goal:</b>		<b>To develop a program to reduce chargeable accidents and incidents.</b>		
<b>Objective:</b>	<b>To continue Driver's Refresher Training Classes and to implement Driver's Range testing Course for Bus Operator</b>			
<b>Performance Indicators:</b>		<b>FY21 Actual</b>	<b>FY22 Actual</b>	<b>FY23 Projected</b>
Percentage of Bus operators in refresher training		70%	80%	100%

## Maintenance

**Program Description:**

Perform preventative maintenance, scheduled repairs and emergency repairs on all METRA motorized equipment.

<b>Goal:</b> 	<b>To manage inventory, repairs/supplies, and accounting for all items by using the computerized Fleet Maintenance System (Shop fax).</b>		
<b>Objective:</b>	<b>Conduct monthly inventory of parts and supplies.</b>		
<b>Performance Indicators:</b>	<b>FY21 Actual</b>	<b>FY22 Actual</b>	<b>FY23 Projected</b>
Fleet System Report Plus or minus 3% accuracy	95%	75%	100%



<b>Goal:</b>  	<b>To communicate maintenance values, directions, and performance expectations.</b>		
<b>Objective:</b>	<b>Explain to each employee the division goals and objectives. The goals provided clean and reliable vehicles to the customers.</b>		
<b>Performance Indicators:</b>	<b>FY21 Actual</b>	<b>FY22 Actual</b>	<b>FY23 Projected</b>
Periodic refresher training	95%	95%	100%

## Dial-A-Ride

**Program Description:**

The Dial-A-Ride division screens, schedules and provides reliable demand response curbside transit service to elderly and/or disable persons that lack the ability to use the regular transit system. The program ensures transportation services for the physically challenged persons according to the Americans With Disabilities Act.



<b>Goal:</b>	<b>To reduce incidents and accidents.</b>		
<b>Objective:</b>	<b>Monitor drivers and their destinations. Continue to provide refresher training for all Dial-A-Ride operators.</b>		
<b>Performance Indicators:</b>	<b>FY21 Actual</b>	<b>FY22 Actual</b>	<b>FY23 Projected</b>
Number of View cameras and perform operator checks	75%	50%	100%

<b>Goal:</b>  	<b>Provide safe transportation to persons with disabilities.</b>		
<b>Objective:</b>	<b>Operators will pre-trip and inspect their vehicles to make sure they are safe for the customers. Check buses for safety. Check routes for hazards and access issues; change as needed.</b>		
<b>Performance Indicators:</b>	<b>FY21 Actual</b>	<b>FY22 Actual</b>	<b>FY23 Projected</b>
Survey locations before new service to ensure the safety of the customers and the operators.	50%	90%	100%
Percent of buses checked for safety	50%	75%	100%

## Capital - FTA (5307)

**Program Description:**

Develop, purchase, and receive capital items needed to support public transportation in Columbus/Muscogee County and Fort Benning.



<b>Goal:</b>		<b>To purchase capital items that support the public transit divisions and the parking division of METRA by following the purchasing regulations as prescribed by the Federal Transit Administration (FTA), the Georgia Department of Transportation (GDOT), and the Columbus Consolidated Government (CCG).</b>								
<b>Objective:</b>		<b>Bid to purchase capital items greater than \$5,000 and secure quote documentation on purchase items less than \$5,000 as delineated in the CCG Purchasing procedures manual.</b>								
<b>Performance Indicators:</b>		<table style="width: 100%; border-collapse: collapse;"> <thead> <tr> <th style="width: 60%;"></th> <th style="width: 15%; text-align: center;">FY21 Actual</th> <th style="width: 15%; text-align: center;">FY22 Actual</th> <th style="width: 10%; text-align: center;">FY23 Projected</th> </tr> </thead> <tbody> <tr> <td>Percent of completed purchases of capital items before the end of the fiscal year</td> <td style="text-align: center;">100%</td> <td style="text-align: center;">100%</td> <td style="text-align: center;">100%</td> </tr> </tbody> </table>		FY21 Actual	FY22 Actual	FY23 Projected	Percent of completed purchases of capital items before the end of the fiscal year	100%	100%	100%
	FY21 Actual	FY22 Actual	FY23 Projected							
Percent of completed purchases of capital items before the end of the fiscal year	100%	100%	100%							
<b>Goal:</b>		<b>To develop the local capital budget and contact with FTA and GDOT for capital funding.</b>								
<b>Objective:</b>		<b>Local budgeting approval process and inclusion in the Transportation Improvement Program, FTA Grant Program, and the GDOT Capital Grant.</b>								
<b>Performance Indicators:</b>		<table style="width: 100%; border-collapse: collapse;"> <thead> <tr> <th style="width: 60%;"></th> <th style="width: 15%; text-align: center;">FY21 Actual</th> <th style="width: 15%; text-align: center;">FY22 Actual</th> <th style="width: 10%; text-align: center;">FY23 Projected</th> </tr> </thead> <tbody> <tr> <td>Local Budget approval process and funding. Executed contracts with FTA and GDOT.</td> <td style="text-align: center;">100%</td> <td style="text-align: center;">100%</td> <td style="text-align: center;">100%</td> </tr> </tbody> </table>		FY21 Actual	FY22 Actual	FY23 Projected	Local Budget approval process and funding. Executed contracts with FTA and GDOT.	100%	100%	100%
	FY21 Actual	FY22 Actual	FY23 Projected							
Local Budget approval process and funding. Executed contracts with FTA and GDOT.	100%	100%	100%							


## Planning - FTA (5303)

**Program Description:**

Transit planning consists of these basic components: research, data analysis and planning, and maintenance of the transit grants. We accomplish research and forecasting according to Federal Transportation Administration (FTA) requirements using established guidelines. Statistical ridership populations, socioeconomic factors and employment patterns are the primary variables in data analysis.

This division is project oriented: annual reports, special studies, videos, transit information and related activities with a primary focus on mass transit. FTA provides federal dollars for planning at 80% of expenses. The GA DOT provides State dollars for planning at 10% of expenses. The City must apply for both.

<b>Goal:</b>	 	<b>To maintain transit strategies that are pro environment.</b>		
<b>Objective:</b>		<b>To update the short range and long range transit planning to reflect the changes in demographics, destinations and other issues affecting public transportation (i.e., security, environmental, congestion).</b>		
<b>Performance Indicators:</b>		<b>FY21 Actual</b>	<b>FY22 Actual</b>	<b>FY23 Projected</b>
Update the Unified Planning Work Program (UPWP), the Transportation Improvement Program (TIP), the congestion mitigation strategies, participation in environmental impact assessments, ridership demands, and demographic data.		<b>100%</b>	<b>100%</b>	<b>100%</b>

<b>Goal:</b>		<b>To maintain coordinated transit activities and manage requirements of TSPLOST funding.</b>		
<b>Objective:</b>		<b>Participate with the Metropolitan Planning Organization in transportation activities, review routes and survey customers for service viability.</b>		
<b>Performance Indicators:</b>		<b>FY21 Actual</b>	<b>FY22 Actual</b>	<b>FY23 Projected</b>
Participation in the transit, traffic and transportation agencies, MPO planning certification, 3C Planning Process, and environmental impacts, surveys, and driver information		<b>100%</b>	<b>100%</b>	<b>100%</b>

## Other Maintenance & Repair

### Program Description:

The Facilities Maintenance Division is responsible for maintaining city facilities, including minor renovations. We established this cost center to account for maintenance and repair activities specific to Transportation Fund divisions.

### Non-Categorical

#### Program Description:

Department budget specific appropriations and expenditures pertaining solely to that department. However, certain expenditures are not applicable to a specific department and we have established the non-categorical section for recording these appropriations and expenditures.

### Interfund Transfers

#### Program Description:

We allocate appropriations for Capital Improvement Projects here for record and accounting purposes. Additionally, this cost center accounts for operating transfers from the Transportation Fund to the Risk Management Fund providing workers' compensation benefits for METRA employees.

### Capital Outlay: \$2,354,546

#### 0751 METRA

- One (1) Scissor Lift - \$50,000
- Intergrated Trasit System - \$100,000
- Four (4) Backup Generators - \$100,000
- One (1) Storage Shed (20x10) - \$15,000
- Thirty-Five (35) Driver Protective Barriers - \$210,000
- One (1) Lower Shop Heavy Duty Metal Shelving - \$40,000
- One (1) Tire Machine - \$40,000
- One (1) Re-Built Engine - \$80,000
- One (1) Re-Built Transmission - \$50,000
- One (2) Trolley - 600,000
- One (3) Farebox - \$54,000
- Three (3) Cameras - \$13,500
- Three (3) Radios - \$13,500
- Three (3) Bike Racks - 2,400
- Operational Equipment - \$489,019

#### 0751 TSPLOST Funded

- Asphalt Paving/Resurfacing - \$500,000
- Exit Door: Planning Department - \$36,420
- Promotional Advertisement - \$50,000
- Park & Ride - \$1,500,000
- Two (2) Club Carts - \$50,000
- River Center Garage Floor Drain - \$20,000
- Sweeper Vaccum - \$60,000
- Parking Garage Improvements - \$500,000
- Historic Bus Upgrade - \$10,000
- Operational Equipment - \$260,000

#### 0751 CARES Funded

- One (1) Trolley - \$569,116
- Intergrated Trasit System - \$115,000



# COLUMBUS IRONWORKS CONVENTION & TRADE CENTER FUND

**The Columbus Ironworks Convention  
& Trade Center Fund provides for the  
administration, operation and  
maintenance of the Trade Center.**

[Return to Table of Contents](#)



## Trade Center

### DEPARTMENT MISSION STATEMENT

To serve as an organization dedicated to excellence in its operation and service delivery, act as a catalyst for economic development and stability for Columbus, and serve as a positive force for community identity and city image.

### Expenditures By Division

	FY20 Actual	FY21 Actual	FY22 Actual*	FY23 Adopted
5902000 Contingency	-	-	-	\$23,333
5903000 Non-Categorical	\$129,905	\$143,873	\$152,592	\$134,211
5904000 Inter-fund Transfers	-	-	\$0	
6201000 Administration	\$428,712	\$399,546	\$386,583	\$399,825
6202100 Sales	\$439,913	\$433,808	\$775,689	\$584,744
6202200 Operations	\$441,002	\$441,073	\$465,911	\$583,807
6202300 Maintenance	\$912,749	\$821,049	\$860,975	\$913,103
6202600 Bonded Debt	\$99,466	\$91,509	\$0	\$291,278
<b>DEPARTMENT TOTAL</b>	<b>\$2,451,747</b>	<b>\$2,330,858</b>	<b>\$2,641,750</b>	<b>\$2,930,301</b>
<b>% CHANGE</b>		<b>-4.93%</b>	<b>13.34%</b>	<b>10.92%</b>

*\*Unaudited*

### Expenditures By Category

	FY20 Actual	FY21 Actual	FY22 Actual*	FY23 Adopted
Personal Services	\$1,262,265	\$1,183,902	\$1,253,160	\$1,527,632
Operations	\$1,112,514	\$969,892	\$1,282,915	\$1,312,164
<b>OPERATING BUDGET</b>	<b>\$2,374,779</b>	<b>\$2,153,794</b>	<b>\$2,536,075</b>	<b>\$2,839,796</b>
Capital Budget	\$76,968	\$177,064	\$105,675	\$90,505
<b>DEPARTMENT TOTAL</b>	<b>\$2,451,747</b>	<b>\$2,330,858</b>	<b>\$2,641,750</b>	<b>\$2,930,301</b>
<b>% CHANGE</b>		<b>-4.93%</b>	<b>13.34%</b>	<b>10.92%</b>

*\*Unaudited*

**Positions by Division**

		<b>FY21 Actual</b>	<b>FY22 Actual</b>	<b>FY23 Adopted</b>
<b>620-1000 Administration</b>	<b>FT/PT</b>	<b>5/2</b>	<b>4/1</b>	<b>4/1</b>
Accounting Technician		1	1	1
Administrative Clerk I		1	0	0
Event Attendants (PT)		3	1	1
Executive Director- Trade Center		1	1	1
Finance Manager- Trade Center		1	1	1
Office Manager		1	1	1
<b>620-2100 Sales</b>	<b>FT/PT</b>	<b>5/0</b>	<b>6/0</b>	<b>8/0</b>
Assistant Director- Trade Center		1	1	1
Conference Facilitator*		3	4	5
Administrative Secretary*****		1	0	1
Director of Sales and Events***		0	1	1
<b>620-2200 Operations</b>	<b>FT/PT</b>	<b>11/5</b>	<b>10/6</b>	<b>10/6</b>
Event Attendant (FT)		8	7	7
Event Attendant (PT)		5	6	6
Event Attendant Crew Leader		2	2	2
Event Operations Manager**		0	1	1
Event Operations Supervisor**		1	0	0
<b>620-2300 Maintenance</b>	<b>FT/PT</b>	<b>4/1</b>	<b>4/1</b>	<b>4/1</b>
Facilities Engineer		1	1	1
Facilities Maintenance Worker I (PT)		1	1	1
Facilities Maintenance Worker I		3	3	3
<b>Total Full Time/Part Time Positions</b>		<b>25/9</b>	<b>24/8</b>	<b>26/8</b>

\* One (1) Conference Facilitator added in FY19 and One (1) Conference Facilitator in FY23

\*\* One (1) Event Operations Supervisor (G15) reclassified to Event Operations Manager (G17) in FY20.

\*\*\* One (1) Director of Sales and Events (G21) added in FY22

\*\*\*\* One (1) Administrative Clerk (G9) deleted in FY22

\*\*\*\*\* One (1) Event Attendant I PT (G8) deleted in FY22

\*\*\*\*\* One (1) Administrative Secretary (G10) deleted in FY22

\*\*\*\*\*One(1) Conference Facilitator (G16) reclassified to Marketing Coordinator (G19) in FY22

\*\*\*\*\*One(1) Conference Facilitator (G16) reclassified to Event Services Coordinator (G19) in FY22

\*\*\*\*\*One (1) Assistant Trade Center Director (G21D) reclassified to Assistant Trade Center

Director (G23C) in FY22

\*\*\*\*\*One (1) Facilities Engineer (G23) reclassified to Facilities Maintenance Manager (G17)

in FY22

\*\*\*\*\*One (1) Administrative Secretary added in FY23

\*\*\*\*\*One (1) Conference Facilitator I (G15) reclassified to One (1) Conference Facilitator II



(G16) in FY23




## Administration

### Program Description:



Administration maintains accounts receivable, accounts payable, prepares yearly budget and monthly reports and prepares bids for purchases of equipment and services as needed.

<b>Goal:</b>  	<b>To increase economic impact of the City by promoting out-of-town convention business.</b>
<b>Objective:</b>	<b>Attend convention centers conventions, trade shows and industry-related meetings.</b>
<b>Objective:</b>	<b>Increase number of out of town conventions booked by 10%.</b>

	FY21	FY22	FY23
<b>Performance Indicators:</b>	Actual	Actual	Projected
Number of convention/trade shows attended.	2	7	5
Number of out of town convention days booked	130	7	54

<b>Goal:</b> 	<b>To reduce accrual of aged receivables by implementing methods to improve collection procedures.</b>
<b>Objective:</b>	<b>To have no aged receivables in the 90 day and over category by the end of the fiscal year.</b>

	FY21	FY22	FY23
<b>Performance Indicators:</b>	Actual	Actual	Projected
Dollar amount of aged receivables over 90 days	\$0	\$0	\$0



<b>Goal:</b>  	<b>To ensure this facility is operated efficiently, its technology remains current and to provide the best experience for the customer.</b>
<b>Objective:</b>	<b>Provide an exceptional customer experience with every event at the Trade Center by having 100% positive response customer surveys.</b>


	FY21	FY22	FY23
<b>Performance Indicators:</b>	Actual	Actual	Projected
Percent of positive completed surveys	100%	100%	100%



# Sales

## Program Description:

The Sales Division is responsible for talking with potential clients, scheduling events held in the facility, and following up on bookings by processing the necessary paperwork. They coordinate events such as room layout, equipment needed and special requests with staff members.

<b>Goal:</b>  	<b>To showcase what the Trade Center offers as a state of the art facility that can host a variety of venue sizes and leave a remarkable experience with every guest.</b>		
<b>Objective:</b>	<b>Conduct follow-up communication with all sales leads to achieve increased number of event days booked annually.</b>		
<b>Performance Indicators:</b>	<b>FY21</b>	<b>FY22</b>	<b>FY23</b>
	<b>Actual</b>	<b>Actual</b>	<b>Projected</b>
Total event days booked	584	629	675


<b>Goal:</b> 	<b>Showcase the Trade Center as a unique facility with a talented food service team that can serve a wide array of food at any type of event.</b>		
<b>Objective:</b>	<b>To have clients to experience the variety of food.</b>		
<b>Performance Indicators:</b>	<b>FY21</b>	<b>FY22</b>	<b>FY23</b>
	<b>Actual</b>	<b>Actual</b>	<b>Projected</b>
Number of meals served	178,320	36,017	149,500



<b>Goal:</b>  	<b>Utilize the historic features of the Trade Center as a facility that can offer a wide variety of events and provides a remarkable experience for the guest.</b>		
<b>Objective:</b>	<b>To increase the number of events annually to maximize usage of the facility and make a positive economic impact on Columbus.</b>		
<b>Performance Indicators:</b>	<b>FY21</b>	<b>FY22</b>	<b>FY23</b>
	<b>Actual</b>	<b>Actual</b>	<b>Projected</b>
Number of Events	532	495	525



## Operations

### Program Description:

The Service Operations Division services the exterior of the facility as related to landscaping and maintains the cleanliness of the interior of the facility. They set up and break down all meeting rooms and exhibit halls for each event. They are also responsible for maintaining the audio and visual equipment for each event.

<b>Goal:</b> 	<b>Provide quality equipment and responsive knowledgeable staff to assist customers during their events.</b>		
<b>Objective:</b>	<b>To maintain 90% or higher customer satisfaction on survey category of event day that includes space and equipment set as expected.</b>		
<b>Performance Indicators:</b>	<b>FY21 Actual</b>	<b>FY22 Actual</b>	<b>FY23 Projected</b>
Percentage of surveys 90% or higher	95%	97%	100%


<b>Goal:</b>  	<b>To support the Columbus Uptown development vision of providing safe and visually appealing facilities.</b>		
<b>Objective:</b>	<b>To maintain 100% customer satisfaction with respect to cleanliness and attractiveness of facility.</b>		
<b>Performance Indicators:</b>	<b>FY21 Actual</b>	<b>FY22 Actual</b>	<b>FY23 Projected</b>
Percentage of surveys 90% or higher	95%	97%	100%


<b>Goal:</b>  	<b>To continue to provide adequate training to Event Attendants in the area of work rules and safety.</b>		
<b>Objective:</b>	<b>Conduct employee meetings with primary focus on providing information related to work rules and safety.</b>		
<b>Performance Indicators:</b>	<b>FY21 Actual</b>	<b>FY22 Actual</b>	<b>FY23 Projected</b>
Number of quarterly training days	4	4	4



## Maintenance

### Program Description:

The Building Maintenance Division oversees the operation and maintenance of all fixed assets (equipment).

<b>Goal:</b> 	<b>Perform required duties of this department while employing proper rules and techniques to ensure safety to both the employees and the customers.</b>		
<b>Objective:</b>	<b>Implement a Facility Wide Safety Program to reduce guests and employee injuries.</b>		
<b>Performance Indicators:</b>	<b>FY21 Actual</b>	<b>FY22 Actual</b>	<b>FY23 Projected</b>
Number of quarterly employee training days	4	4	4

<b>Goal:</b> 	<b>Conduct regularly scheduled preventative maintenance on all equipment to ensure no down-time due to equipment failures.</b>		
<b>Objective:</b>	<b>Prepare a preventative maintenance schedule of all pertinent equipment and adhere to the timing of work to be performed according to the preventative maintenance software.</b>		
<b>Performance Indicators:</b>	<b>FY21 Actual</b>	<b>FY22 Actual</b>	<b>FY23 Projected</b>
Percentage of scheduled preventative maintenance	80%	100%	90%

<b>Goal:</b>  	<b>To maintain 100% customer satisfaction with respect to the upkeep of the facility and its environment.</b>		
<b>Objective:</b>	<b>To receive zero (0) negative written comments annually concerning the upkeep of the facility and its environment.</b>		
<b>Performance Indicators:</b>	<b>FY21 Actual</b>	<b>FY22 Actual</b>	<b>FY23 Projected</b>
Number of negative comments	0	0	0

**Capital Outlay: \$90,505**

**620-2200 Trade Center Operations**

- Two (2) Amplifiers - \$5,000
- One (1) Tall Pipe and Drape Kit - \$13,000
- Ten (10) 8' Tables - \$3,500
- Ten (10) 72" Round Tables - \$3,500
- Ten (10) 60" Round Tables - \$3,500
- Thirty (30) Aluminum Table Edge Kits - \$3,000
- One (1) Chauvet DJ Ezpar 64 RGBA Bundle - \$2,500
- One (1) Backpack Vacuum and Battery w/ charger - \$500
- One (1) DA-Lite 9x12 Projector Screen - \$3,500
- Two (2) Projector Screen Drapery Dress Kits - \$4,000
- One (1) Table/Cart Repair Kit - \$2,055
- Eight (8) Replacement Power Tools - \$4,400
- One (1) Banquet Chair Repair Kit - \$1,500
- One (1) Drape Pipe Repair Kit - \$1,000
- Five (5) Wall Repair Kits - \$875
- One (1) Table Repair Kit - \$1,000
- One (1) Pressure Washer & Accessories - \$6,500
- One (1) Gas Lear Blower - \$2,000
- Custom Cart Repairs - \$1,500
- Miscellaneous Equipment for Operations - \$3,175

**620-2300 Trade Center Maintenance**

- Bridge Air Circulation - \$2,500
- Twenty (20) Light Motion Sensors - \$2,000
- Fountain Cleaner - \$2,500
- Elevator Renovations - \$17,000
- One (1) Milwaukee Air Snake Drain Cleaner - \$500



# BULL CREEK GOLF COURSE FUND

**The Bull Creek Golf Course Fund  
provides for administration,  
operation and maintenance of Bull  
Creek Golf Course.**

[Return to Table of Contents](#)



## Bull Creek Golf Course

### DEPARTMENT MISSION STATEMENT

To provide the best possible product at an affordable price to the citizens of Columbus.

### **Expenditures By Division**

	FY20 Actual	FY21 Actual	FY22 Actual*	FY23 Adopted
5902000 Contingency	-	-	-	\$10,211
5903000 Non-Categorical	\$56,898	\$58,627	63,201.00	\$48,576
5904000 Inter-Fund Transfers	-	-	-	-
6302100 Maintenance	\$782,076	\$854,222	938,389.00	\$1,038,944
6302200 Operations	\$457,823	\$565,680	650,630.00	\$511,600
6302400 Debt Service	-	-	-	-
<b>DEPARTMENT TOTAL</b>	<b>\$1,296,797</b>	<b>\$1,478,529</b>	<b>\$1,652,220</b>	<b>\$1,609,331</b>
<b>% CHANGE</b>		<b>14.01%</b>	<b>11.75%</b>	<b>-2.60%</b>

*\*Unaudited*

### **Expenditures By Category**

	FY20 Actual	FY21 Actual	FY22 Actual*	FY23 Adopted
Personal Services	\$620,703	\$651,994	\$730,185	\$719,222
Operations	\$674,444	\$824,117	\$895,716	\$825,109
<b>OPERATING BUDGET</b>	<b>\$1,295,147</b>	<b>\$1,476,111</b>	<b>\$1,625,901</b>	<b>\$1,544,331</b>
Capital Budget	\$1,650	\$2,418	\$26,319	65,000.00
<b>DEPARTMENT TOTAL</b>	<b>\$1,296,797</b>	<b>\$1,478,529</b>	<b>\$1,652,220</b>	<b>\$1,609,331</b>
<b>% CHANGE</b>		<b>14.01%</b>	<b>11.75%</b>	<b>-2.60%</b>

*\*Unaudited*

**Positions by Division**

		<b>FY21 Actual</b>	<b>FY22 Actual</b>	<b>FY23 Adopted</b>
<b>630-2100 Maintenance</b>	<b>FT/PT</b>	<b>7/1</b>	<b>7/1</b>	<b>8/1</b>
Superintendent		1	1	1
Assistant Superintendent		1	1	1
Prison Labor Foreman**		2	3	3
Irrigation Technician		1	1	1
Mechanic		1	1	1
Laborer		1	1	1
Laborer (PT)		1	1	1
<b>630-2200 Operations</b>	<b>FT/PT</b>	<b>3/9</b>	<b>3/9</b>	<b>3/9</b>
Golf Professional*		1	1	1
Assistant Golf Professional		1	1	1
Snack bar Clerk		1	1	1
Laborer (PT)		1	1	1
Shop Clerk (PT)		4	4	4
Snack bar Clerk (PT)		4	4	4
<b>Total Full Time/Part Time Positions</b>		<b>10/10</b>	<b>11/10</b>	<b>11/10</b>

*\*\*One (1) Prison Labor Foreman position added in FY22*



## **Bull Creek Golf Course Maintenance**

### **Program Description:**

The overall goal of the maintenance section is to maintain Bull Creek Golf Course as one of the top 25 golf courses in the United States. The maintenance staff is responsible for Golf Course turf grass maintenance such as fertilizer and chemical application, irrigation installation and repair, tree management, cart path repair and the daily task of grooming 36 holes.

## **Bull Creek Golf Course Operations**

### **Program Description:**

The operations section strives to provide an efficient operation to the public. They create an atmosphere of service and maintain a price range suitable to attract all public golf players in the area. The activities consist of numerous golf tournaments for couples, juniors, individuals and teams, as well as company outings designed to benefit the company, their customers and employees.

## **Contingency**

### **Program Description:**

The Contingency Fund is an amount established in each annual budget to finance unusual items, which cannot be anticipated in the budget preparation. As these items occur during the year, transferring the required funds to the appropriate account reduces the contingency.

## **Non-Categorical**

### **Program Description:**

Appropriations and expenditures that pertain solely to a specific department are budgeted by that department. However, there are certain expenditures that are not applicable to a specific department and the non-categorical section has been established for recording these appropriations and expenditures.

### **Capital Outlay: \$65,000**

#### **630-2100 Bull Creek**

- One (1) 15 Passenger Van (replacement) - \$33,000
- One (1) Toro Sand Pro Bunker Rake (replacement) - 32,000



# OXBOW CREEK GOLF COURSE FUND

**The Oxbow Creek Golf Course Fund  
provides for administration,  
operation and maintenance of Oxbow  
Creek Golf Course.**

[Return to Table of Contents](#)



## Oxbow Creek Golf Course

### DEPARTMENT MISSION STATEMENT

To provide the best possible product at an affordable price to the citizens of Columbus, Georgia.

### Expenditures By Division

	FY20 Actual	FY21 Actual	FY22 Actual*	FY23 Adopted
5902000 Contingency	-	-	-	\$4,364
5903000 Non-Categorical	\$23,797	\$18,633	20,266.00	\$19,485
5904000 Inter-fund Transfers	-	-	-	-
6402100 Pro Shop	\$146,064	\$206,149	297,935.00	\$234,299
6402200 Maintenance	\$194,859	\$202,992	202,361.00	\$286,215
6402300 Debt Service	-	-	-	-
<b>DEPARTMENT TOTAL</b>	<b>\$364,720</b>	<b>\$427,774</b>	<b>\$520,562</b>	<b>\$544,363</b>
<b>% CHANGE</b>		<b>17.29%</b>	<b>21.69%</b>	<b>4.57%</b>

*\*Unaudited*

### Expenditures By Category

	FY20 Actual	FY21 Actual	FY22 Actual*	FY23 Adopted
Personal Services	\$210,135	\$241,295	\$281,476	\$267,747
Operations	\$154,585	\$182,513	\$231,498	\$253,353
<b>OPERATING BUDGET</b>	<b>\$364,720</b>	<b>\$423,808</b>	<b>\$512,974</b>	<b>\$521,100</b>
Capital Budget	-	3,966.00	7,588.00	23,263.00
<b>DEPARTMENT TOTAL</b>	<b>\$364,720</b>	<b>\$427,774</b>	<b>\$520,562</b>	<b>\$544,363</b>
<b>% CHANGE</b>		<b>17.29%</b>	<b>21.69%</b>	<b>4.57%</b>

*\*Unaudited*

**Positions by Division**

		<b>FY21 Actual</b>	<b>FY22 Actual</b>	<b>FY23 Adopted</b>
<b>640-2100 Pro Shop</b>	<b>FT/PT</b>	<b>2/5</b>	<b>3/5</b>	<b>3/5</b>
Assistant Manager		1	1	1
Assistant Superintendent*		0	1	1
Cart Attendant (PT)		3	3	3
Manager- Golf Pro Shops		1	1	1
Shop Clerk (PT)		1	1	1
Snack bar Clerk (PT)		1	1	1
<b>640-2200 Maintenance</b>	<b>FT/PT</b>	<b>2/0</b>	<b>2/0</b>	<b>2/0</b>
Prison Labor Foreman		1	1	1
Groundskeeper		1	1	1
<b>Total Full Time/Part Time Positions</b>		<b>4/5</b>	<b>5/5</b>	<b>5/5</b>

*\*One (1) Assistant Superintendent position added in FY22*

## **Pro Shop**

### **Program Description:**

The operations section strives to provide an efficient operation to the public. They create an atmosphere of service and maintain a price range suitable to attract all public golf players in the area. The activities consist of numerous golf tournaments for couples, juniors, individuals and teams, as well as company outings designed to benefit the company, their customers and employees.

## **Maintenance**

### **Program Description:**

The overall goal of the maintenance section is to maintain Oxbow Creek Golf Course. The maintenance staff is responsible for Golf Course turf grass maintenance such as fertilizer and chemical application, irrigation installation and repair, tree management, cart path repair and the daily task of grooming 9 holes.

## **Non-Categorical**

### **Program Description:**

Appropriations and expenditures, which pertain solely to a specific department, are budgeted by that department. However, there are certain expenditures that are not applicable to a specific department and the non-categorical section has been established for recording these appropriations and expenditures.

## **Debt Service**

### **Program Description:**

The debt service cost center accounts for the repayment of loans made by Oxbow Creek Golf Course.

### **Capital Outlay: \$23,263**

- One (1) Ford F-150 (replacement) - \$23,263



## CIVIC CENTER FUND

**The Civic Center Fund accounts for the operation of the multi-functional recreational facility.**

[Return to Table of Contents](#)



## Civic Center

### **DEPARTMENT MISSION STATEMENT**

To provide events with quality professional services, while progressively managing clean, safe, well maintained and self-supporting facilities.

### **Expenditures By Division**

	FY20 Actual	FY21 Actual	FY22 Actual*	FY23 Adopted
1601000 Operations	\$1,803,457	\$1,888,423	\$2,163,561	\$1,948,176
1602100 Hockey	502,578	319,524.00	447,061.71	\$292,355
1602200 AF2 Football	\$24,455	\$27,218	90,767.30	\$62,795
1602500 Other Events	\$2,683,104	\$520,775	4,453,112.31	\$1,378,000
1602600 Temp Labor Pool	-	-	-	-
1602700 Ice Rink - Operations	\$156,966	\$140,213	135,700.37	\$166,266
1602750 Ice Rink - Events	\$127,913	\$50,516	93,848.86	\$80,737
1602800 Concessions/Catering	\$224,335	\$40,981	148,153.33	\$204,226
2603710 Maint & Repairs	\$134,476	\$143,611	132,743.61	\$125,000
5902000 Contingency	-	-	-	\$19,482
5903000 Non-Categorical	\$195,710	\$209,750	202,165.00	\$179,037
5904000 Inter-fund Transfers	-	-	-	-
<b>DEPARTMENT TOTAL</b>	<b>\$5,852,994</b>	<b>\$3,341,011</b>	<b>\$7,867,114</b>	<b>\$4,456,074</b>
<b>% CHANGE</b>		<b>-42.92%</b>	<b>135.47%</b>	<b>-43.36%</b>

\*Unaudited

### **Expenditures By Category**

	FY20 Actual	FY21 Actual	FY22 Actual*	FY23 Adopted
Personal Services	\$1,720,376	\$1,539,553	\$1,891,855	\$1,767,137
Operations	\$4,131,618	\$1,683,112	\$5,738,722	\$2,688,937
<b>OPERATING BUDGET</b>	<b>\$5,851,994</b>	<b>\$3,222,665</b>	<b>\$7,630,577</b>	<b>\$4,456,074</b>
Capital Budget	\$1,000	\$118,346	\$236,537	-
<b>DEPARTMENT TOTAL</b>	<b>\$5,852,994</b>	<b>\$3,341,011</b>	<b>\$7,867,114</b>	<b>\$4,456,074</b>
<b>% CHANGE</b>		<b>-42.92%</b>	<b>135.47%</b>	<b>-43.36%</b>

\*Unaudited

**Positions by Division**

		<b>FY21</b>	<b>FY22</b>	<b>FY23</b>
		<b>Actual</b>	<b>Actual</b>	<b>Adopted</b>
<b>160-1000 Operations</b>	<b>FT/PT</b>	<b>19/0</b>	<b>19/0</b>	<b>19/0</b>
Accounting Technician		1	1	1
Administrative Clerk I		1	1	1
Arena Technician I**		3	3	3
Arena Technician II		2	2	2
Box Office Coordinator		1	1	1
Box Office Representative		1	1	1
Civic Center Director		1	1	1
Civic Center Finance Manager		1	1	1
Correctional Detail Officer		1	1	1
Events Coordinator		1	1	1
Events Services Manager*		1	1	1
Facilities Maintenance Supervisor		1	1	1
Facilities Maintenance Worker I		1	1	1
Marketing Manager		1	1	1
Operations Manager		1	1	1
Ticketing Operations Manager		1	1	1
<b>160-2700 Ice Rink</b>	<b>FT/PT</b>	<b>2/0</b>	<b>2/0</b>	<b>2/0</b>
Administrative Secretary		1	1	1
Arena Technician I		1	1	1
<b>160-2800 Concessions/Catering</b>	<b>FT/PT</b>	<b>1/0</b>	<b>1/0</b>	<b>1/0</b>
Food and Beverage Coordinator		1	1	1
<b>TOTAL</b>		<b>22/0</b>	<b>22/0</b>	<b>22/0</b>



\*\*\* One (1) Operations Manager (G20J) reclassified to One (1) Operations Manager (G20K), One (1) Finance Manager (G17D) reclassified to One (1) Finance Manager (G17F), One (1) Ticketing Operations Manager (G17E) reclassified to One (1) Ticketing Operations Manager (G17F), One (1) Administrative Secretary (G10) reclassified to One (1) Administrative Assistant (G12), One (1) Food & Beverage Coordinator (G15) reclassified to One (1) Beverage Coordinator (G17) in FY22






## Operations


### Program Description:


The Columbus Civic Center is multi-purpose public assembly facility with 10,000 arena seats, 23,000 square feet of flat floor space and 5,000 square feet of hospitality suites. The Civic Center is the premiere venue in a large sports complex known as the “The South Commons Sports and Entertainment Complex.” In addition to hosting a variety of special events, family shows, and concerts, the Civic Center is home to two professional sports franchises: a hockey team and an arena football team.

<b>Goal:</b>	 	<b>Develop annualized events to support the programming of the Civic Center.</b>		
<b>Objective:</b>	<b>Increase the number of annual events such as Christmas parties, summer programs, etc. to help fill the slower periods in the calendar.</b>			
<b>Performance Indicators:</b>		<b>FY21</b>	<b>FY22</b>	<b>FY23</b>
		<b>Actual</b>	<b>Actual</b>	<b>Projected</b>
Number of annual events		7	0	2

<b>Goal:</b>		<b>Increase ancillary revenues.</b>		
<b>Objective:</b>	<b>Increase sponsorships and event related revenues.</b>			
<b>Objective:</b>	<b>Increase ticket, food and beverage sales from increased event bookings.</b>			
	<b>Recognize total increase of 15% from previous year.</b>			
<b>Performance Indicators:</b>		<b>FY21</b>	<b>FY22</b>	<b>FY23</b>
		<b>Actual</b>	<b>Actual</b>	<b>Projected</b>
Percentage of increase in sponsorships		0%	0%	5%
Percentage increase in sales		5%	0%	5%

<b>Goal:</b>	 	<b>To support the Civic Center with an increase in revenue through concessions at events and sponsorships from ventured services.</b>		
<b>Objective:</b>	<b>Increase revenues per person at all events in food and beverage purchases, and alcohol and soda contracts.</b>			
<b>Performance Indicators:</b>		<b>FY21</b>	<b>FY22</b>	<b>FY23</b>
		<b>Actual</b>	<b>Actual</b>	<b>Projected</b>
Percentage of increase in concessions		10%	0%	10%
Percentage of increase in vendor sponsorships		10%	0%	10%

<b>Goal:</b>		<b>To continue to increase staff training.</b>		
<b>Objective:</b>	<b>Employees earn NARCE (ice maintenance/building) certification. Send minimum of one (1) employee for training until all full time staff have been certified.</b>			
<b>Performance Indicators:</b>		<b>FY21</b>	<b>FY22</b>	<b>FY23</b>
		<b>Actual</b>	<b>Actual</b>	<b>Projected</b>
Number of employees certified.		2	0	2

<b>Goal:</b>		<b>To continue energy conservation initiatives.</b>		
<b>Objective:</b>	<b>Complete LED light conversion and increase energy savings by 20%.</b>			
<b>Performance Indicators:</b>		<b>FY21</b>	<b>FY22</b>	<b>FY23</b>
		<b>Actual</b>	<b>Actual</b>	<b>Projected</b>
Percentage of energy savings		<b>10%</b>	<b>0%</b>	<b>10%</b>

## Football



**Program Description:**


Professional football has returned to Columbus with the Columbus Lions. The Southern Indoor Football League (SIFL) began its season in 2006. Over the course of the season, the SIFL plays 8 home games at the Civic Center.


## Ice Rink

**Program Description:**

The Columbus Ice Rink is a multipurpose public assembly facility with 38,122 square feet including a single NHL regulation-sized ice surface, measuring 200' x 85' with a comfortable seating capacity of 713 guests. The facility is capable of handling ice events as well as social events. The capacity for social events when the ice floor is covered, is 1,440. The facility features a state-of-the-art Bose Sound System, private VIP area overlooking the rink, a spacious lobby, Pro Shop, and Snack Bar.

<b>Goal:</b>	 	<b>Increase revenue during the months of June, July, and August each year.</b>		
<b>Objective:</b>		<b>Utilize facility to increase revenues from non-traditional rentals by removing the ice during these months.</b>		
<b>Performance Indicators:</b>		<b>FY21 Actual</b>	<b>FY22 Actual</b>	<b>FY23 Projected</b>
Percentage of increase in revenues		<b>0%</b>	<b>0%</b>	<b>5%</b>

<b>Goal:</b>		<b>Increase private ice rentals for groups.</b>		
<b>Objective:</b>		<b>Increase revenue at the Ice Rink by 10% to 20%.</b>		
<b>Performance Indicators:</b>		<b>FY21 Actual</b>	<b>FY22 Actual</b>	<b>FY23 Projected</b>
Percentage of increase in revenues over prior year		<b>10%</b>	<b>10%</b>	<b>10%</b>

<b>Goal:</b>		<b>Increase public skating numbers.</b>		
<b>Objective:</b>		<b>Advertise and attract more patrons for public skating to increase 10% to 20% growth in patrons over prior year.</b>		
<b>Performance Indicators:</b>		<b>FY21 Actual</b>	<b>FY22 Actual</b>	<b>FY23 Projected</b>
Percentage growth in patrons over prior year		<b>10%</b>	<b>10%</b>	<b>10%</b>

## **Other Events**

### **Program Description:**

The Civic Center is focused on providing space for approximately 250 event days throughout the year. The Civic Center works to bring various events such as concerts, ice shows, fairs, and variety of other attractions to Columbus while also providing additional conference space to the area.

## **Other Maintenance & Repairs**

### **Program Description:**

The Facilities Maintenance Division is responsible for maintaining city facilities, including minor renovations. This cost center is established to account for maintenance and repair activities specific to the Paving Fund divisions.

## **Non-Categorical**

### **Program Description:**

Appropriations and expenditures that pertain solely to a specific department are budgeted by that department. However, certain expenditures are not applicable to a specific department and we have established the non-categorical section for recording these appropriations and expenditures. This cost center factors a cost allocation charge that reimburses the General Fund for administrative services provided in the previous year.



# EMPLOYEE HEALTH CARE FUND

**The Employee Health Care Fund  
accounts for the self-funded  
employee health care program.**

[Return to Table of Contents](#)

## EMPLOYEE HEALTH INSURANCE FUND

### Expenditures By Division

		FY20 Actual	FY21 Actual	FY22 Actual*	FY23 Adopted
2203310	Health Insurance Claims	\$15,794,905	\$19,285,852	\$20,024,911	\$20,119,887
2203320	Health Insurance Fees	\$860,195	\$1,199,599	\$1,271,834	\$1,493,000
2203330	Health Wellness Center	\$2,409,863	\$2,353,052	\$2,427,696	\$2,300,000
<b>DEPARTMENT TOTAL</b>		<b>\$19,064,962</b>	<b>\$22,838,503</b>	<b>\$23,724,441</b>	<b>\$23,912,887</b>
<b>% CHANGE</b>			<b>19.79%</b>	<b>3.88%</b>	<b>0.79%</b>

*\*Unaudited*

### Expenditures By Category

		FY20 Actual	FY21 Actual	FY22 Actual*	FY23 Adopted
Personal Services		-	-	-	-
Operations		\$19,064,962	\$22,838,503	\$23,724,441	\$23,912,887
<b>OPERATING BUDGET</b>		<b>\$19,064,962</b>	<b>\$22,838,503</b>	<b>\$23,724,441</b>	<b>\$23,912,887</b>
Capital Budget		-	-	-	-
<b>DIVISION TOTAL</b>		<b>\$19,064,962</b>	<b>\$22,838,503</b>	<b>\$23,724,441</b>	<b>\$23,912,887</b>
<b>% CHANGE</b>			<b>19.79%</b>	<b>3.88%</b>	<b>0.79%</b>

*\*Unaudited*

## Health Insurance Claims

### Program Description:

The Employee Health & Life Insurance Fund is established to account for the self-funded employee health care program and employee life insurance program.



# RISK MANAGEMENT FUND

**The Risk Management Fund accounts for vehicle accidents and workers' compensation claim management and related costs.**

[Return to Table of Contents](#)

## Risk Management Fund

**Program Description:**

The Risk Management Fund is established for the purposes of providing self-insurance funding for vehicle claims and worker's compensation management.

### Expenditures By Division

	FY20 Actual	FY21 Actual	FY22 Actual*	FY23 Adopted
2203820 Workers Compensation	\$2,341,922	\$2,619,951	\$2,313,873	\$3,479,161
2203830 Risk Management	\$1,888,829	\$1,957,940	2,548,648	\$1,519,867
Income / Insurance				
2203840 Coverage	71,400	-	64,750	\$64,750
5902000 Contingency	-	-	-	\$736,510
<b>DEPARTMENT TOTAL</b>	<b>\$4,302,151</b>	<b>\$4,577,891</b>	<b>\$4,927,271</b>	<b>\$5,800,288</b>
<b>% CHANGE</b>		<b>6.41%</b>	<b>7.63%</b>	<b>17.72%</b>

*\*Unaudited*

### Expenditures By Category

	FY20 Actual	FY21 Actual	FY22 Actual*	FY23 Adopted
Personal Services	\$1,511,194	\$1,716,211	\$1,524,425	\$2,225,484
Operations	\$2,790,957	\$2,861,680	\$3,402,846	\$3,574,804
<b>OPERATING BUDGET</b>	<b>\$4,302,151</b>	<b>\$4,577,891</b>	<b>\$4,927,271</b>	<b>\$5,800,288</b>
Capital Budget	-	-	-	-
<b>DIVISION TOTAL</b>	<b>\$4,302,151</b>	<b>\$4,577,891</b>	<b>\$4,927,271</b>	<b>\$5,800,288</b>
<b>% CHANGE</b>		<b>6.41%</b>	<b>7.63%</b>	<b>17.72%</b>

*\* Unaudited*



**Positions by Division**

	<b>FY21 Actual</b>	<b>FY22 Actual</b>	<b>FY23 Adopted</b>
<b>220-3820 Workers Compensation FT/PT</b>	<b>1/0</b>	<b>1/0</b>	<b>1/0</b>
Risk Manager	1	1	1
<b>220-3830 Risk Management FT/PT</b>	<b>2/6</b>	<b>2/6</b>	<b>2/6</b>
Administrative Services Coordinator	1	1	1
Risk Coordinator (PT)	6	6	6
Risk Management Analyst	1	1	1
<b>Total Full Time/Part Time Positions</b>	<b>3/6</b>	<b>3/6</b>	<b>3/6</b>

## **Workers Compensation**

### **Program Description:**

The Risk Management Fund is established for the purpose of providing self-insurance funding for vehicle claims and worker's compensation management. This division identifies and measures all exposures to loss, development of risk management policy, negotiates insurance, adjust claims, maintains records, provides statistical analysis of data, and oversees critical loss control activities.

## **Risk Management**

### **Program Description:**

This division identifies and measures all exposures to loss, development of risk management policy, negotiates insurance, adjust claims, maintains records, provides statistical analysis of data, and oversees critical loss control activities.

## **Contingency**

### **Program Description:**

The Contingency Fund is an amount established in each annual budget to finance unusual items, which cannot be anticipated in the budget preparation. As these items occur during the year, transferring the required funds to the appropriate account reduces the contingency.



## INCLUDED IN THIS SECTION:

- Glossary
- Acronyms
- Capital Outlay
- Position Classification by Department
- CCG/UGA Pay Plan Charts

## **GLOSSARY**

**SEE ALSO: ACRONYMS**

The Annual Operating Budget contains specialized and technical terminology that is unique to public finance and budgeting as well as unique to the Columbus Georgia area. The following glossary has been included in this document to assist the reader in understanding these terms.

**ACCOUNT NUMBER:** A line item code defining an appropriation.

**ACCRUAL ACCOUNTING:** A basis of accounting in which revenues are recognized in the accounting period in which they are earned, and expenses are recognized in the period in which they are incurred.

**ADOPTED BUDGET:** The operating budget plan, which is presented to City Council by the Mayor and approved by City Council.

**APPRAISED VALUE:** The estimate of fair market value assigned to property by an appraiser or tax assessor. For tax assessment purposes, such value is stated as of the last countrywide reappraisal date.

**APPROPRIATION:** Authorization given by Council to make expenditures or incur obligations for approved work programs with specific limitations.

**ASSESSED VALUATION:** A valuation set upon real estate or other property by a government as a basis for levying taxes. Taxable valuation is calculated from an assessed valuation.

**BALANCED BUDGET:** A budget is considered "balanced" when Total Revenues equal Total Expenditures within each fund and for all funds in aggregate. Fund balance (reserves) may be used as a Revenue Source to balance the fund so that Revenues equal Expenditures.

**BASE BUDGET:** The minimum amount of funding necessary to continue the current level of service including inflation and equipment replacement schedules.

**BENCHMARK POSITION:** Positions to be used as points of reference; here, when measuring our employees' pay with pay levels in our labor market.

**BOND:** A long-term obligation or promise to pay. It is a promise to repay a specified amount of money (the face amount of the bond) on a particular date (the maturity date). Bonds are primarily used to finance capital projects.

**BOND DEFEASANCE OR BOND REFINANCING:** The payoff and re-issuance of bonds to obtain better interest rates and/or bond conditions.

**BUDGET:** A plan of financial operation embodying an estimate of proposed expenditures for a given period and the proposed means of financing. The term "budget" is used in two senses in practice. The budget, once adopted, is the legal authorization to expend City funds during the fiscal year. The budget may be amended during the fiscal year by the governing body and/or management in accordance with procedures specified by law and/or administrative rules and regulations.

**BUDGET ADJUSTMENT:** A legal procedure utilized by the budget staff to revise a budget appropriation. The Budget Officer has the authority to adjust expenditures within or between departmental budgets according to budget policy. No increase in the total budget can occur without approval of Council.

**BUDGET CONTROL:** The control or management of a governmental unit or enterprise in accordance and within the limitations of available appropriations and available revenues.

## **GLOSSARY**

**SEE ALSO: ACRONYMS**

**BUDGET MESSAGE:** A general discussion of the proposed budget as presented in writing to the legislative body.

**CCG:** The acronym for Columbus Consolidated Government.

**CAPITAL IMPROVEMENTS:** Building, infrastructure, and other attachments or annexations to land and facilities which are intended to remain so attached or annexed.

**CAPITAL IMPROVEMENTS PROGRAM (CIP):** A plan for capital expenditures to be incurred each year over a fixed period of years to meet capital needs arising from the long-term work program or otherwise. It sets forth each project or other contemplated expenditure in which the government is to have a part and specifies the full resources estimated to be available to finance the projected expenditures.

**CAPITAL OUTLAY:** Capital items are defined as tangible items such as tools, desks, machinery, and vehicles costing more than \$500 each and having a useful life of more than one year.

**COMMUNITY DEVELOPMENT BLOCK GRANT (CDBG):** A federal domestic assistance grant to develop viable urban communities by providing decent housing and a suitable living environment as well as expanding economic opportunities for persons of low and moderate income.

**CODE:** A group of numbers that may identify a fund, department/division, line item or project.

**CONSOLIDATED GOVERNMENT:** A county and city whose governments are combined into a single entity.

**CONSUMER PRICE INDEX (CPI):** An index of items used to measure the change in prices over time.

**CONTINGENCY:** A budgetary reserve set aside for emergencies or expenditures not otherwise budgeted.

**COST ALLOCATION:** Method designed to recover indirect costs from non-general fund activities for the administration of specific General Fund services provided to those activities.

**DEBT SERVICE:** Payment of interest and repayment of principal on city debt.

**DEPARTMENT:** A major administrative organizational unit of the City that indicates overall management responsibility for one or more divisions.

**DEPRECIATION:** (1) Expiration in the service life of fixed assets, other than wasting assets attributable to wear and tear, deterioration, action of the physical elements, inadequacy and obsolescence. (2) The portion of the cost of a fixed asset other than a wasting asset that is charged as an expense during a particular period. In accounting for depreciation, the cost of a fixed asset, less any salvage value, is prorated over the estimated service life of such an asset, and each period is charged with a portion of such cost. Through this process, the entire cost of the asset is ultimately charged off as an expense.

**DIVISION:** A major administrative organizational unit of the City that indicates overall management responsibility for one or more activities.

**D.O.T. –** Department of Transportation.

## **GLOSSARY**

**SEE ALSO: ACRONYMS**

**ELECTED OFFICIAL:** Person who holds an elected position of leadership for the City and/or County government. In Columbus/Muscogee County, these are the Mayor, Sheriff, Marshal, certain Judicial Officials (District Attorney, Judges, Solicitor), Clerk of Superior Court, Coroner, and Tax Commissioner.

**ENTERPRISE FUND** – A fund established to account for operations financed and operated in a manner similar to private business enterprises.

**EXPENDITURES:** Disbursements or outlays of cash which decrease the City’s net financial resources. Expenditures include current operating expenses that require the current or future use of net current assets, debt service and capital outlays.

**EXPENSES:** Decreases in net total assets. Expenses represent the total cost of operations during period regardless of the timing of related expenditures.

**FISCAL YEAR:** A twelve-month period of which the annual operating budget applies and, at the end of which, a government determines its financial position and the results of its operations.

**FIXED ASSETS:** Assets of a long-term character that are intended to continue to be held or used, such as land, buildings, improvements other than buildings, machinery and equipment.

**FRANCHISE FEE:** A fee paid by public service utilities for use of public property in providing their services to the citizens of the community.

**FUND:** A fiscal and accounting entity with a self-balancing set of accounts which record cash and other financial resources, together with all related liabilities and residual equities or balances and changes therein, which are segregated for the purpose of carrying on specific activities or attaining certain objectives in accordance with special regulations, restrictions or limitations.

**FUND BALANCE:** The unused balance of governmental funds and expendable trust funds, which include certain reservations of funds established for control purposes. It is what is “left over” after obligations have been repaid and all expenditures have been completed.

**GENERAL FUND:** The principal fund operating the city that accounts for most of the financial resources of the government. General fund revenues include property taxes, licenses and permits, local taxes, service charges and other types of revenues. This fund includes most of the basic operating services, such as fire and police protection, finance and records, leisure services, public services and general administration.

**GENERALLY ACCEPTED ACCOUNTING PRINCIPLES (GAAP):** Uniform minimum standards of and guidelines for financial accounting and reporting. They govern the form and content of the basic financial statements of an entity. GAAP incorporates the conventions, rules, and procedures necessary to define accepted accounting practices at a particular time. GAAP provides a standard by which to measure financial presentations.

**GENERAL OBLIGATION (G.O.) BOND:** This type of bond is backed by the full faith, credit and taxing power of the government.

**GENERAL SERVICES DISTRICT:** District accounting for the governmental services pertaining to the consolidated City of Columbus, GA. The revenues from this district’s millage rate support the General Fund.

**GFOA:** Government Finance Officers Association.

# **GLOSSARY**

**SEE ALSO: ACRONYMS**

**GIS:** Geographical Information Systems.

**GRANTS:** Contributions, gifts, cash and/or other assets from other government agencies (usually from state or federal) and are normally restricted to expenditure or use for a specified purpose, activity, or facility.

**HAZMAT:** An abbreviation for Hazardous Materials.

**IMPROVEMENT:** Any amount of service or request above the current level of service.

**INFRASTRUCTURE:** The physical foundation of a community and capital assets of a permanent nature. For example, land, streets, roads, highways, bridges, buildings, water pipes & sewer lines.

**INTERFUND CHARGES:** Charges for services rendered by a non-internal service activity to a user in a different fund.

**INTERFUND REIMBURSEMENTS:** Receipt of funds as reimbursement for charges for services rendered by a non-internal service activity to a user in a different fund.

**INTERFUND TRANSFERS:** See "Transfers In/Out".

**INTERGOVERNMENTAL REVENUE:** Revenue collected by one government and distributed to another level of government(s).

**INTERMENT:** Placing of a corpse in a grave.

**LEGALLY ADOPTED BUDGET:** The Adopted Budget or operating plan that is approved by City Council. Typically, the "Adopted Budget" refers to the total of all city operating funds, including all revenues, expenditures, and transfers between and among funds.

**LIABILITIES:** Debts or other legal obligations arising out of transactions in the past that must be liquidated, renewed, or refunded at some future date.

**LINE ITEM:** A method in which a unit of appropriate is expressed or defined.

**LONG TERM DEBT:** Debt with a maturity of more than one year after the date of issuance.

**LOCAL OPTION SALES TAX (LOST):** State legislation allows local governments to levy an additional sales tax within its jurisdiction. The City of Columbus currently collects proceeds based on a 1% approved local option. Use of these funds is unrestricted.

**MCP:** The acronym for Muscogee County Prison.

**MILLAGE RATE:** The ad valorem property tax rate expressed in terms of the levy per thousand dollars of taxable assessed value.

**MODIFIED ACCRUAL BASIS:** The accrual basis of accounting adapted to the governmental fund type Spending Measurement Focus. Under it, revenues are recognized when they become both "measurable" and "available" to finance expenditures of the current period. Expenditures are recognized when the related fund liability is incurred except for: (1) inventories of materials and supplies which may be considered expenditures either when purchased or when used; (2) prepaid

# **GLOSSARY**

**SEE ALSO: ACRONYMS**

insurance and similar items which need not be reported; (3) accumulated unpaid vacation, sick pay and other employee benefit amounts which need not be recognized in the current period, but for which larger than normal accumulations must be disclosed in the notes to the financial statements; (4) interest on special assessment indebtedness which may be recorded when due rather than accrued, if approximately offset by interest earnings on special assessment levies; and (5) principal and interest on long-term debts which are generally recognized when due. All governmental funds and Trust Funds are accounted for using this method.

**NET BUDGET:** The legally adopted budget less all interfund transactions. Interfund transactions representing transfers and interfund reimbursements are subtracted from the legally adopted budget amount to prevent being double counted from the perspective of the entire budget.

**NONDEPARTMENTAL:** Functions and accounts that are not directly related to a department's primary service activities, or which are separate from departmental operations for control purposes.

**ORDINANCE:** A formal legislative enactment by the City Council and has the full force and effect of law within the boundaries of the City.

**OPERATING BUDGET** – Planned expenditures and revenues for the continued regular operations and maintenance of basic governmental functions and services. Includes personnel, supplies, services and capital items. All funds lapse at the fiscal year end. The operating budget for CCG includes the following funds: General, Sewer, Paving, Integrated Waste Management, Emergency Telephone, Indigent Care, Debt Service, Economic Development, METRA, Parking Management, Trade Center, Bull Creek Golf Courses, Oxbow Creek Golf Course, and Civic Center.

**OPERATING EXPENDITURES:** The cost for personnel, materials and equipment required for the City to provide services to its citizens or for a department to fulfill its mission.

**ORDINANCE** – A formal legislative enactment by the governing body of a municipality. Enactment of an ordinance by the CCG requires two weeks for final approval.

**OTHER LOCAL OPTION SALES TAX:** (also referred to as "Other LOST") The Local Option Sales Tax which followed the original LOST. As with the original LOST, use of these funds is unrestricted, however, City Council has made an administrative decision to utilize 70% of Other LOST proceeds for Public Safety and the remaining 30% for Infrastructure investment and refurbishment.

**PERFORMANCE MEASURES:** Specific quantitative measures of work performed within an activity or program. They may also measure results obtained through an activity or program.

**PERSONAL SERVICES:** Expenditures for salaries, wages and fringe benefits for personnel.

**PRO FORMA (PROJECTIONS):** Estimated future budgets that are based on actual historical activity and budget information.

**PROGRAM:** The collection of services being performed to achieve a desired goal.

**PROJECTED:** Estimation of revenues and expenditures based on past trends, current and expected economic conditions, and future financial forecasts.

**PROPERTY TAX:** A tax levied on the assessed value of real, public utility and personal property. Generally, assessed value is 40% of fair market value.



## **GLOSSARY**

**SEE ALSO: ACRONYMS**

**PUBLIC HEARING:** The portions of open meetings held to present evidence and provide information on both sides of an issue.

**REALLOCATION** – Project budgets in excess of project expenditures may be transferred to finance or assist in financing other projects.

**RESERVE:** An account used to indicate that a portion of a fund balance is restricted for a specific purpose.

**RESOLUTION** – A special order of a legislative body requiring less legal formality than an ordinance. Approval of a resolution by the CCG requires one week for approval.

**REVENUE:** Money or income received by the Consolidated Government from external sources such as taxes collected or an amount received for performing a service.

**REVENUE BOND:** only the revenues received from a specific enterprise or project, such as a hospital or toll road, back a revenue bond.

**REVISED BUDGET:** The revised budget is the budget that has been modified from the Adopted Budget and which includes carryover funds from the previous year and approved changes from the mid-year adjustments.

**RISK MANAGEMENT:** The coordinated and continuous effort to minimize the potential financial and human resource losses arising from workers compensation, liability and property exposures.

**SELF-INSURANCE:** The formal assumption or partial assumption of risks and the accounting of results. Specific accounts or funds are set aside to fund the risks, and losses that do occur are charged against those accounts or funds.

**SPECIAL PURPOSE LOCAL OPTION SALES TAX (SPLOST):** A voter approved 1% Sales Tax used for specified Capital Improvement Projects.

**STATUTE:** A written law enacted by a duly organized and constituted legislative body.

**STRUCTURALLY BALANCED BUDGET:** The budget considered “structurally balanced” when Total Revenues equal Total Expenditures *and* the source of Revenues is equivalent to the use of Expenditures in nature, length of maturity, and content without reliance on use of reserves or fund balance to balance the budget.

**SUPPLEMENTAL:** Any amount of service or request about the current level of service.

**TAXES:** Compulsory charges levied by a government for financing services performed for the common benefit. This term does not include specific charges made against particular persons or property for current or permanent benefits such as special assessments. Neither does the term include charges for services rendered only to those paying such charges as, for example, sewer service charges.

**TAXABLE VALUE:** This is calculated as 40% of the assessed value.

**TAX RATE:** The amount of tax stated in terms of a unit of the tax base; for example, five mills equal five dollars per thousand of taxable value.

## **GLOSSARY**

**SEE ALSO: ACRONYMS**

**TRANSFERS IN/OUT:** Amounts transferred from one fund to another to assist in financing the services of the recipient fund. Transfers do not constitute revenues or expenditures of the governmental unit but only of the individual funds. Thus, they are budgeted and accounted for separately from other revenues and expenditures.

**TRANSPORTATION SPECIAL PURPOSE LOCAL OPTION SALES TAX (“TSPLOST”):** A regionally voter approved and adopted SPLOST, proceeds from which are used for specified transportation related projects. Columbus is in the River Valley region for purposes of TSPLOST.

**USEFUL LIFE:** Period or time-span an item is expected to continue providing financial service.

## **ACRONYMS**

Acronyms of Budget specialized and technical terminology that is unique to public finance and budgeting as well as unique to the Columbus Georgia area. The following acronyms have been compiled to assist the reader in understanding these terms.

**ACFR:** Annual Comprehensive Financial Report

**ARPA:** American Rescue Plan Act

**CBA:** Columbus Building Authority

**CCG:** Columbus Consolidated Government.

**CDBG:** Community Development Block Grant.

**CIP:** Capital Improvement Program.

**COVID-19:** Coronavirus Disease

**CPI:** Consumer Price Index.

**DFACS:** Department of Family and Children Services.

**D.O.T. –** Department of Transportation.

**EMS:** Emergency Medical Service.

**GASB:** Governmental Accounting Standards Board.

**G. O. Bond:** General Obligation Bond.

**GFOA:** Government Finance Officers Association.

**GIS:** Geographical Information Systems.

**HAZMAT:** Hazardous Materials.

**LOST:** Local Option Sales Tax.

**MCP:** Muscogee County Prison.

**OLOST:** Other Local Option Sales Tax.

**SPLOST:** Special Purpose Local Option Sales Tax.

**TSPLOST:** Transportation Special Purpose Local Option Sales Tax.

**WIOA:** Workforce Investment Act.

FY23 ADOPTED CAPITAL OUTLAY

DESCRIPTION	Unit Price	Qty REC	FY23 Adopted
<b>GENERAL FUND</b>			
<b>240-2200 Inspections &amp; Codes</b>			
Mid-size SUV 4WD (Escape) (replacement)	\$ 26,250	2	\$ 52,500
	<b>Subtotal</b>		<b>\$ 52,500</b>
<b>240-2400 Special Enforcement</b>			
Ford F-150 (replacement)	\$ 23,263	2	\$ 46,526
	<b>Subtotal</b>		<b>\$ 46,526</b>
<b>250-2100 Engineering Traffic</b>			
Apple iPad	\$ 849	2	\$ 1,698
ATSI Conflict Monitor Tester	\$ 15,000	1	\$ 15,000
Mid-size SUV 4WD (Explorer)	\$ 30,454	1	\$ 30,454
Paint Machine	\$ 8,479	1	\$ 8,479
Post Driver	\$ 829	1	\$ 829
Generator (replacement)	\$ 1,149	1	\$ 1,149
	<b>Subtotal</b>		<b>\$ 57,609</b>
<b>260-1000 Public Works-Administration</b>			
Miscellaneous Furniture	\$ 3,000	1	\$ 3,000
	<b>Subtotal</b>		<b>\$ 3,000</b>
<b>260-2300 Public Works - Fleet</b>			
Mohawk Lift (replacement)	\$ 16,675	14	\$ 233,461
	<b>Subtotal</b>		<b>\$ 233,461</b>
<b>260-2400 Public Works - Animal Control</b>			
Animal Adoption Trailer	\$ 40,697	1	\$ 40,697
	<b>Subtotal</b>		<b>\$ 40,697</b>
<b>260-2600 Public Works - Cemeteries</b>			
John Deere Mini Excavator	\$ 30,000	1	\$ 30,000
Dual Axle Trailer	\$ 8,000	1	\$ 8,000
	<b>Subtotal</b>		<b>\$ 38,000</b>
<b>260-2700 Public Works - Facilities Maintenance</b>			
Service Truck w/ Body (replacement)	\$ 49,251	4	\$ 197,004
	<b>Subtotal</b>		<b>\$ 197,004</b>
<b>270-2100 Parks &amp; Recreation - Park Services</b>			
Heavy Duty Trailers (replacement)	\$ 8,000	15	\$ 120,000
Zero-Turn Mowers (replacement)	\$ 8,500	14	\$ 119,000
Ballfield Groomers	\$ 16,000	2	\$ 32,000
	<b>Subtotal</b>		<b>\$ 271,000</b>
<b>270-4049 Parks &amp; Recreation - Lake Oliver Marina</b>			
Minnow Well (replacement)	\$ 10,000	1	\$ 10,000
	<b>Subtotal</b>		<b>\$ 10,000</b>
<b>290-1000 Tax Assessor</b>			
Mobile Cama Solution	\$ 11,200	1	\$ 11,200
Full-Size Impala	\$ 31,000	2	\$ 62,000
	<b>Subtotal</b>		<b>\$ 73,200</b>
<b>450-1000 Homeland Security</b>			
3/4 Ton Pick-Up Truck	\$ 50,000	1	\$ 50,000
	<b>Subtotal</b>		<b>\$ 50,000</b>
<b>500-2000 District Attorney</b>			
Office Desk	\$ 890	5	\$ 4,450
Office Chair	\$ 218	4	\$ 872
Storage Shelf	\$ 785	1	\$ 785

FY23 ADOPTED CAPITAL OUTLAY

DESCRIPTION	Unit Price	Qty REC	FY23 Adopted
	<b>Subtotal</b>		\$ 6,107
<b>GENERAL FUND</b>	<b>TOTAL</b>		\$ 1,079,104
<b>OTHER LOCAL OPTION SALES TAX FUND</b>			
<b>400-9900 Police</b>			
Axon Taser 7 Replacement Program	\$ 115,242	1	\$ 115,242
Pursuit Explorers w/ Equipment Packages (replacements)	\$ 61,813	10	\$ 618,130
	<b>Subtotal</b>		\$ 733,372
<b>410-9900 Fire</b>			
Turnout Gear	\$ 2,200	175	\$ 385,000
Helmet (replacement)	\$ 275	125	\$ 34,375
Life Pack 1000 AED	\$ 2,667	15	\$ 40,000
Full Size Impala (replacement)	\$ 31,000	4	\$ 124,000
	<b>Subtotal</b>		\$ 583,375
<b>420-9900 MCP</b>			
Convection Oven (replacement)	\$ 40,155	1	\$ 40,155
Kitchen Equipment	\$ 39,724	1	\$ 39,724
Key Watcher Key Management System	\$ 33,000	1	\$ 33,000
	<b>Subtotal</b>		\$ 112,879
<b>550-9900 Sheriff</b>			
Axon Officer Safety Plan 7 (OSP7)	\$ 311,661	1	\$ 311,661
Pursuit Vehicles w/ Equipment Packages (replacements) (2 F-150 Pickup Trucks and 1 SUV)	\$ 51,902	3	\$ 155,706
	<b>Subtotal</b>		\$ 467,367
<b>570-9900 Coroner</b>			
Full-Size Ford Excursion (replacement)	\$ 54,000	1	\$ 54,000
	<b>Subtotal</b>		\$ 54,000
<b>OTHER LOCAL OPTION SALES TAX FUND</b>	<b>TOTAL</b>		\$ 1,950,993
<b>STORMWATER FUND</b>			
<b>250-2300 Drainage</b>			
Mid-Size SUV 4WD (New)	\$ 34,775	1	\$ 34,775
	<b>Subtotal</b>		\$ 34,775
<b>260-3210 Stormwater Maintenance</b>			
Full Size F-250 Crew Cab 4WD (New)	\$ 40,778	1	\$ 40,778
7-YD Dump Truck (replacement)	\$ 108,132	1	\$ 108,132
18-Yd Dump Truck (replacement)	\$ 144,493	1	\$ 144,493
Flatbed Dump Truck w/ 12' Body DL (New)	\$ 45,532	2	\$ 91,064
	<b>Subtotal</b>		\$ 384,467
<b>STORMWATER FUND</b>	<b>TOTAL</b>		\$ 419,242
<b>PAVING FUND</b>			
<b>250-2200 Highways and Roads</b>			
Mid-Size SUV 4WD Explorer (replacement)	\$ 34,775	1	\$ 34,775
	<b>Subtotal</b>		\$ 34,775
<b>260-3110 Repairs and Maintenance</b>			
Asphalt Miling Machine (New)	\$ 500,000	1	\$ 500,000

FY23 ADOPTED CAPITAL OUTLAY

DESCRIPTION	Unit Price	Qty REC	FY23 Adopted
	<b>Subtotal</b>		<b>\$ 500,000</b>
<b>PAVING FUND</b>	<b>TOTAL</b>		<b>\$ 534,775</b>
<b>2021 SALES TAX PROJECT FUND (0567)</b>			
<b>696-3111 Police</b>			
Pursuit Explorers w/ Equipment Packages	\$ 61,813	5	\$ 309,065
	<b>Subtotal</b>		<b>\$ 309,065</b>
<b>696-3111 Sheriff</b>			
Pursuit Vehicles w/ Equipment Packages	\$ 57,580	6	\$ 345,482
	<b>Subtotal</b>		<b>\$ 345,482</b>
<b>696-3115 Public Works</b>			
Work Detail Inmate Van/Butter Truck	\$ 54,059	1	\$ 54,059
Tandem Axle Rollback Equipment Transporter	\$ 174,802	1	\$ 174,802
Excavator	\$ 160,000	1	\$ 160,000
11 Yd Mini Rear Loader Refuse Truck	\$ 145,000	1	\$ 145,000
	<b>Subtotal</b>		<b>\$ 533,861</b>
<b>696-3115 Parks and Recreation</b>			
Flat Bed Dump Truck	\$ 53,614	3	\$ 160,842
18 Yard Tandem Dump Truck	\$ 305,297	1	\$ 305,297
	<b>Subtotal</b>		<b>\$ 466,139</b>
<b>2021 SALES TAX PROJECT FUND (0567)</b>	<b>TOTAL</b>		<b>\$ 1,654,547</b>
<b>TRANSPORTATION FUND</b>			
<b>610-2400 METRA</b>			
Scissor Lift	\$ 50,000	1	\$ 50,000
Integrated Transit System	\$ 100,000	1	\$ 100,000
Backup Generators	\$ 25,000	4	\$ 100,000
Storage Shed	\$ 15,000	1	\$ 15,000
Driver Protective Barriers	\$ 6,000	35	\$ 210,000
Lower Shop Heavy Duty Protective Barriers	\$ 40,000	1	\$ 40,000
Tire Machine (replacement)	\$ 40,000	1	\$ 40,000
Re-Built Engine	\$ 80,000	1	\$ 80,000
Re-Built Transmission	\$ 50,000	1	\$ 50,000
Trolley	\$ 600,000	1	\$ 600,000
Farebox	\$ 54,000	1	\$ 54,000
Camera	\$ 4,500	3	\$ 13,500
Radio	\$ 4,500	3	\$ 13,500
Bike Rack	\$ 800	3	\$ 2,400
Operational Equipment	\$ 489,019		\$ 489,019
	<b>Subtotal</b>		<b>\$ 1,857,419</b>
<b>610-2500 TSPLOST Funded</b>			
Asphalt Paving/Resurfacing	\$ 500,000		\$ 500,000
Exit Door - Planning Department	\$ 36,420		\$ 36,420
Promotional Advertising	\$ 50,000		\$ 50,000
Park & Ride	\$ 1,500,000		\$ 1,500,000

FY23 ADOPTED CAPITAL OUTLAY

DESCRIPTION	Unit Price	Qty REC	FY23 Adopted
Club Cart	\$ 50,000	1	\$ 50,000
River Center Garage Floor Drain	\$ 20,000		\$ 20,000
Sweeper Vacuum	\$ 60,000	1	\$ 60,000
Parking Garage Improvments	\$ 500,000		\$ 500,000
Historic Bus Upgrade	\$ 10,000		\$ 10,000
Operational Equipment	\$ 260,000		\$ 260,000
	<b>Subtotal</b>		<b>\$ 2,986,420</b>
<b>610-2600 CARES</b>			
Bus	\$ 569,116	1	\$ 569,116
Integrated Transit System	\$ 115,000	1	\$ 115,000
	<b>Subtotal</b>		<b>\$ 684,116</b>
<b>TRANSPORTATION FUND</b>	<b>TOTAL</b>		<b>\$ 5,527,955</b>
<b>TRADE CENTER FUND</b>			
<b>620-2200 Trade Center Operations</b>			
Amplifier	\$ 2,500	2	\$ 5,000
Tall Pipe and Drape Kit	\$ 13,000	1	\$ 13,000
8' Tables	\$ 350	10	\$ 3,500
72" Round Table	\$ 350	10	\$ 3,500
60" Round Table	\$ 350	10	\$ 3,500
Aluminum Table Edge Kits	\$ 100	30	\$ 3,000
Chauvet DJ Ezpar 64 RGBA Bundle	\$ 2,500	1	\$ 2,500
Backpack Bacuum and Battery w/ Charger	\$ 500	1	\$ 500
DA-Lite 9x12 Projector Screen	\$ 3,500	1	\$ 3,500
Projector Screen Drapery Dress Kit	\$ 2,000	2	\$ 4,000
Cart Repair Kit	\$ 2,055	1	\$ 2,055
Replacement Power Tools	\$ 550	8	\$ 4,400
Banquet Chair Repair Kit	\$ 1,500	1	\$ 1,500
Drape Rope Repair Kit	\$ 1,000	1	\$ 1,000
Wall Paper Removing Kit	\$ 175	5	\$ 875
Table Repair Kit	\$ 1,000	1	\$ 1,000
Pressure Washer & Accessories	\$ 6,500	1	\$ 6,500
Gas Leaf Blower	\$ 2,000	1	\$ 2,000
Custom Cart Repairs	\$ 1,500		\$ 1,500
Misc Equipment	\$ 3,175		\$ 3,175
	<b>Subtotal</b>		<b>\$ 66,005</b>
<b>620-2300 Trade Center Maintenance</b>			
Bridge Air Circulation	\$ 2,500		\$ 2,500
Light Motion Sensor	\$ 100	20	\$ 2,000
Fountain Cleaner	\$ 2,500		\$ 2,500
Elevator Renovations	\$ 17,000		\$ 17,000
Milwaukee Air Snake Drain Cleaner	\$ 500	1	\$ 500
	<b>Subtotal</b>		<b>\$ 24,500</b>
<b>TRADE CENTER FUND</b>	<b>TOTAL</b>		<b>\$ 90,505</b>
<b>BULL CREEK FUND</b>			
<b>630-2100 Bull Creek Mainteance</b>			
15 Passengar Van	\$ 33,000	1	\$ 33,000
Toro Sand Pro Bunker Rake (replacement)	\$ 32,000	1	\$ 32,000
	<b>Subtotal</b>		<b>\$ 65,000</b>
<b>BULL CREEK FUND</b>	<b>TOTAL</b>		<b>\$ 65,000</b>

FY23 ADOPTED CAPITAL OUTLAY

DESCRIPTION	Unit Price	Qty REC	FY23 Adopted
<b>OXBOW CREEK FUND</b>			
<b>640-2200</b>			
Ford F-150 (replacement)	\$ 23,263	1	\$ 23,263
	<b>Subtotal</b>		<b>\$ 23,263</b>
<b>OXBOW CREEK FUND</b>	<b>TOTAL</b>		<b>\$ 23,263</b>
<b>ALL CAPITAL OUTLAY</b>	<b>TOTAL</b>		<b>\$ 11,345,384</b>



**Columbus Consolidated Government  
Classification Position List by Department  
Updated 10/21/2022**

<b>DEPT.</b>	<b>TITLE CODE</b>	<b>POSITION</b>	<b>GRADE</b>
<b>ADULT DRUG COURT</b>			
AD/1	G37102	Case Manager	16
AD/2	G37108	Adult Drug Court Coordinator	20
<b>CHILD SUPPORT ENFORCEMENT</b>			
CSE1	G37203	Child Support Enforcement Manager	14
<b>CITY ATTORNEY</b>			
CA1	G13001	City Attorney	28
CA2	G13002	Assistant City Attorney	26
CA3	G90040	Legal Assistant	14
CA4	G11010	Paralegal	15
<b>CITY MANGER</b>			
CMO1	G29031	City Manager	29
CMO2	G11005	Deputy City Manager	28
CMO3	G11006	Deputy City Manager – Operations	28
CMO4	G11007	Assistant to the City Manager	22
CMO5	G11008	Chief of Staff	20
CMO6	G90573	Administrative Assistant	12
CMO7	G70102	TV Station Manager	23
CMO8	G11012	Records Specialist	14
CMO9	G11014	Citizen Service Center Coordinator	14
CMO10	G22206	Citizen Service Center Technician	10
CMO11	G90572	Administrative Assistant – Citizen Service Center	12
CMO12	G90561	Mailroom Supervisor	12
CMO13	G90503	Mail Clerk	7
CMO14	G70103	Communication & Multimedia Specialist	14
CMO15	G20101	Print Shop Supervisor	17
CMO16	G70005	Graphic Designer	12
CMO17	G20102	Print Shop Technician	11
CMO18	G20105	Duplicating Service Technician	9
CMO19	G22011	Keep Columbus Beautiful Executive Director	21
CM020	G11014	Family Connection Director	20
CM021	G17457	Director of Communications & Community Affairs	24
<b>CIVIC CENTER</b>			
CIV1	G20301	Civic Center Director	25
CIV2	G20203	Operations Manager	20

DEPT.	TITLE CODE	POSITION	GRADE
CIV3	G70502	Civic Center Finance Manager	17
CIV4	G20302	Marketing Manager	20
CIV5	G21093	Ticketing Operations Manager	17
CIV6	G21122	Maintenance Supervisor – Civic Center	15
CIV7	G70203	Events Coordinator	15
CIV8	G80211	Carpenter I – Civic Center	13 <sup>3</sup>
CIV9	G90587	Accounting Technician	12
CIV10	G90531	Administrative Secretary	12
CIV11	G80111	Arena Technician I	9 <sup>1</sup>
CIV12	G21095	Box Office Coordinator	12
CIV13	G21097	Box Office Representative	9
CIV14	G90511	Administrative Clerk I	9
CIV15	G80112	Building Service Worker	6
CIV16	G80216	HVAC Technician I	13
CIV17	G22706	Food and Beverage Manager	17
CIV18	G70205	Event Services Manager	20
CIV19	G70502	Finance Manager	17
CIV20	G10058	Facilities Maintenance Worker I	11 <sup>1</sup>
CIV21	G90559	Administrative Assistant	12

<sup>1</sup>May be designated “II” or “Senior” and placed at grade 10.

<sup>2</sup>May be designated “II” and placed at grade 12.

<sup>3</sup>May be designated “II” and placed at grade 14.

### CLERK OF COUNCIL

CC1	G14701	Clerk of Council	23
CC2	G31002	Deputy Clerk of Council	16
CC3	G90530	Administrative Secretary	10

### COLUMBUS TRADE CENTER

CTC1	X033	Executive Director	UNC
CTC2	G70004	Assistant Trade Center Director	21
CTC3	G21307	Trade Center Finance Manager	17
CTC4	G70003	Events Operations Manager	17
CTC5	G70204	Conference Facilitator	15
CTC6	G90576	Office Manager	14
CTC7	G80208	Facilities Maintenance Worker I	11 <sup>1</sup>
CTC8	G70002	Events Attendant Crew Leader	12
CTC9	G90512	Administrative Clerk I	9
CTC10	G70001	Events Attendant I	8 <sup>2</sup>
CTC11	G22712	Facilities Maintenance Manager	17
CTC12	G90431	Administrative Secretary	10
CTC13	G90686	Director of Sales & Events	21
CTC14	G22037	Marketing Coordinator	19
CTC15	G22038	Event Services Coordinator	19
CTC16	G80308	Groundskeeper/Landscaper	10

DEPT.	TITLE CODE	POSITION	GRADE
-------	------------	----------	-------

<sup>1</sup> May be designated "II" and placed at grade 12.

<sup>2</sup> May be designated "II" and placed at grade 9.

**COMMUNITY REINVESTMENT**

CR1	G14215	Assistant Community Reinvestment Director	21
CR2	G16003	Finance Manager – Community Reinvestment	17
CR3	G14213	Construction Services Specialist	15
CR4	G16010	Real Estate Specialist	17
CR5	G14209	Community Reinvestment Coordinator	14
CR6	G90575	Administrative Technician	12
CR7	G14210	Community Reinvestment Clerk	9
CR8	G14202	Dir Community Reinvestment/Real Estate	24
CR9	G14207	Community Reinvestment Planner	17 <sup>1</sup>

<sup>1</sup> May be designated "Senior" and placed at grade 18; "Principal" and placed at grade 20.

**CORONER**

COR1	P6662	Deputy Coroner	16
COR2	G90574	Administrative Coordinator	14
COR3	P6663	Chief Deputy Coroner	18
COR4	G90574	Administrative Assistant	12

**DISTRICT ATTORNEY**

DA1	G32103	Assistant District Attorney	21
DA2	G70013	Investigator Supervisor – District Attorney	19
DA3	G70011	Investigator – District Attorney	16 <sup>2</sup>
DA4	G32201	Victim Advocate	14
DA5	G90557	Administrative Operations Manager	18
DA6	G90562	Legal Administrative Clerk	11
DA7	G32205	Victim Witness Program Administrator	18
DA8	G70050	Paralegal	15
DA9	G90640	Administrative Assistant	12

<sup>1</sup> May be designated "II" and placed at grade 22; "III" and placed at grade 23.

<sup>2</sup> May be designated "Senior" and placed at grade 17.

**ELECTIONS & REGISTRATION**

ER1	G34002	Elections and Registration Director	24
ER2	G34012	Assistant Director of Elections & Registration	21
ER3	G70401	Elections & Operations Manager	17
ER4	G34008	Elections Specialist	12
ER5	G34003	Elections Coordinator	14
ER6	G70400	Elections Technician II	13

**ENGINEERING**

ENG1	G15003	Engineering Director	25 <sup>1</sup>
ENG2	G90681	Office Manager	14
ENG3	G90532	Administrative Secretary	10

DEPT.	TITLE CODE	POSITION	GRADE
ENG4	G15101	Stormwater Management Engineer	22 <sup>2</sup>
ENG5	G15309	GIS Technology Supervisor	16
ENG6	G15303	Assistant Engineer Director/Traffic Eng. Mgr.	24 <sup>3</sup>
ENG7	G15314	Traffic Engineer	22 <sup>2</sup>
ENG8	G15317	Traffic Operations Supervisor	19
ENG9	G15336	Traffic Signal Supervisor	17
ENG10	G15318	Senior Traffic Signal Technician	14
ENG11	G15313	Traffic Signal Technician	12 <sup>4</sup>
ENG12	G15310	Traffic Signal Construction Specialist	12
ENG13	G15308	Traffic Sign and Marking Supervisor	16
ENG14	G15312	Traffic Control Technician	10
ENG15	G15316	Senior Traffic Operations Technician	16
ENG16	G15315	Traffic Engineering Technician	14
ENG17	G15304	Traffic Analyst	14
ENG18	G90578	Administrative Technician	12
ENG19	G90513	Administrative Clerk I	9
ENG20	G15103	Engineering Inspection Coordinator	17
ENG21	G15110	Engineering Inspector	16 <sup>5</sup>
ENG22	G15319	Survey Supervisor	17
ENG23	G15320	Survey Crew Leader	14
ENG24	G15323	Survey Technician	12
ENG25	G15322	Survey Crew Worker	9
ENG26	G15106	Engineering Technician	14 <sup>6</sup>
ENG27	G90689	GIS Technician	12
ENG28	G70006	CAD Technician	14
ENG29	G15114	Stormwater Data Inspector	16
ENG30	G15126	Stormwater Data Technician I	12
ENG31	G15116	Stormwater Data Technician II	14
ENG32	G15102	Project Engineer	22

<sup>1</sup> Place at grade 26 if Professional Engineer in the State of Georgia.

<sup>2</sup> Place at grade 23 if Professional Engineer in the State of Georgia.

<sup>3</sup> Place at grade 24 if Professional Engineer in the State of Georgia.

<sup>4</sup> May be designated "II" and placed at grade 13.

<sup>5</sup> May be designated "Senior" and placed at grade 17.

<sup>6</sup> May be designated "Senior" and placed at grade 16.

## FINANCE

FIN1	G16001	Finance Director	26
FIN2	G16300	Assistant Finance Director	24
FIN3	G16004	Budget and Management Analyst	19 <sup>1</sup>
FIN4	G16101	Accounting Manager	23
FIN5	G70501	Senior Accountant	20
FIN6	G70500	Grant Compliance Accountant	19
FIN7	G16106	Payroll Supervisor	18
FIN8	G16108	Payroll Specialist	16
FIN9	G90611	Senior Accounts Payable Technician	13

DEPT.	TITLE CODE	POSITION	GRADE
FIN10	G90586	Accounts Payable Technician	12
FIN11	G16301	Purchasing Manager	23
FIN12	G70605	Buyer Specialist	17
FIN13	G70606	Buyer	14 <sup>2</sup>
FIN14	G70607	Purchasing Technician	12
FIN15	G90521	Purchasing Clerk	9
FIN16	G16401	Revenue Manager	23
FIN17	G16105	Investment Officer	20
FIN18	G16008	Licensing & Tax Supervisor	19
FIN19	G16208	Collections Supervisor	16
FIN20	G16006	Revenue Auditor	17
FIN21	G16204	Collections Technician	12
FIN22	G90589	Accounting Technician	12
FIN23	G90579	Administrative Assistant	12
FIN24	G90519	Licensing & Tax Clerk	12 <sup>3</sup>
FIN25	G16007	Financial Analyst	19
FIN26	G90606	Administrative Coordinator	14

<sup>1</sup> May be designated "Senior" and placed at grade 19.

<sup>2</sup> May be designated "Senior" with CPPB Certification and placed at grade 16.

<sup>3</sup> May be designated "Senior" and placed at grade 13

## **FIRE & EMS**

FD1	P1500	Fire Chief/EMA Director	27
FD2	P1501	Assistant Fire Chief	24
FD3	P1528	Deputy Fire Chief	23
FD4	P1529	Deputy Fire Chief – Homeland Security	23
FD5	P1524	Fire Sergeant	16 <sup>3</sup>
FD6	P1521	Division Chief – Health, Safety, and Info. Sys.	22
FD7	P1507	Training Chief	22
FD8	P1520	Battalion Chief	22
FD9	P1506	Fire Marshal	22
FD10	P1514	Captain – EMS Coordinator	20 <sup>1</sup>
FD11	P1513	Captain – Rescue	20 <sup>1</sup>
FD12	P1512	Captain – Logistics/EMS/EMT	20 <sup>1</sup>
FD13	P1510	Captain – Training	20 <sup>1</sup>
FD14	P1515	Fire Captain	20 <sup>1</sup>
FD15	P1534	Captain – EMT	20 <sup>1</sup>
FD16	P1522	Lieutenant – EMS/EMT	18 <sup>1</sup>
FD17	P1538	Lieutenant – Training	18 <sup>1</sup>
FD18	P1519	Fire Lieutenant	18 <sup>1</sup>
FD19	P1509	Assistant Fire Marshal	20 <sup>1</sup>
FD20	P1516	Lieutenant – Fire Inspector	18 <sup>1</sup>
FD21	P1537	Lieutenant – Investigator	18 <sup>1</sup>
FD22	P1505	Lieutenant – Logistics	18 <sup>1</sup>
FD23	P1531	Fire Sergeant – EMT/Medic	16 <sup>1</sup>
FD24	P1523	Sergeant – Investigations	16 <sup>1</sup>

DEPT.	TITLE CODE	POSITION	GRADE
FD25	P1526	Firefighter – Medic	15 <sup>1</sup>
FD26	P1525	Firefighter – EMT	14 <sup>1</sup>
FD27	P1530	Firefighter	12
FD28	P1527	Firefighter – Logistics	12
FD29	G80245	Support Technician – Logistics	12
FD30	G22805	Administrative Coordinator	14
FD31	G90544	Employment Coordinator	14
FD32	G90533	Administrative Secretary	10
FD33	G90514	Administrative Clerk I	9
FD34	P1550	EMA Planner	17
FD35	G109061	Fire Payroll Technician	12
FD36	P1560	Fire Prevention Division Chief	22

<sup>1</sup> May add supplemental pay for current EMT and/or Paramedic certification when.

### **HOMELAND SECURITY**

HS1	P1550	EMA Planner	20
HS2	P1503	Emergency Management Director	23

### **HUMAN RESOURCES**

HR1	G19001	Human Resources Director	26
HR2	G16400	Assistant Human Resources Director	24
HR3	G19040	Human Resources Analyst	19 <sup>1</sup>
HR4	G19045	Human Resources Specialist	16
HR5	G19050	Human Resources Technician II	14
HR6	G19051	Human Resources Technician I	12
HR7	G20218	Training Coordinator	18
HR8	G11040	Administrative Services Coordinator	14
HR9	G52800	Risk Manager	23 <sup>1</sup>
HR10	G52801	Risk Management Analyst	19
HR11	G19053	Administrative Assistant	12

<sup>1</sup> May be designated "II" and placed at grade 20

### **INFORMATION TECHNOLOGY**

IT1	G20001	Information Technology Director	26
IT2	G20204	Technical Operations Manager	23
IT3	G20205	Application Development and Support Manager	23
IT4	G20238	Network Operations Manager	22
IT5	G20242	Web Development Manager	22
IT6	G20219	Programming and Development Coordinator	21
IT7	G20227	Systems and Enterprise Application Administrator	21
IT8	G20240	Application Support Analyst	19
IT9	G20211	Application Developer	19
IT10	G20222	Telecommunications Supervisor	19
IT11	G22709	Telecommunications Technician	14
IT12	G14502	GIS Analyst	17
IT13	G20243	Host Computer Operator	12

DEPT.	TITLE CODE	POSITION	GRADE
IT14	G20224	Personal Computer Services Supervisor	17
IT15	G20214	Personal Computer Specialist	14
IT16	G20210	Personal Computer Services Technician	12
IT17	G90680	Network Engineer	21
IT18	G20213	GIS Coordinator	21
IT19	G20212	GIS Technician	14
IT20	G20216	Office Manager	14
IT21	G20202	Assistant Information Technology Director	25
IT22	G20215	Administrative Assistant (Part time)	12
IT23	G20217	GIS Division Manager	23
IT24	G20228	Assistant Director of Technology – Operations	25

### INSPECTIONS & CODES

IC1	G14412	Building Inspection and Codes Director	25
IC2	G90580	Office Manager	12
IC3	G14415	Assistant Building Inspection and Codes Director	23
IC4	G14416	Plans Examiner	19
IC5	G14405	Building Inspection Coordinator	18
IC6	G14406	Building Inspector	16 <sup>1</sup>
IC7	G14411	Electrical Inspection Coordinator	18
IC8	G14407	Electrical Inspector	16 <sup>1</sup>
IC9	G14408	Property Maintenance Coordinator	18
IC10	G14410	Property Maintenance Inspector	16 <sup>1</sup>
IC11	G14403	Sign and Codes Inspector	15 <sup>2</sup>
IC12	G14402	Mechanical Inspection Coordinator	18
IC13	G14404	Mechanical Inspector	16 <sup>1</sup>
IC14	G70460	GIS Technician	14
IC15	G14413	Permit Technician	12
IC16	G14417	Zoning Technician	10
IC17	G14414	Communication Officer	10
IC18	G70462	Inspection Services Technician	12
IC19	G14422	Chief Inspector	22
SE1	G14418	Code Enforcement Manager	21
SE2	G22815	Special Enforcement Coordinator	17
SE5	G22814	Special Enforcement Officer	13

<sup>1</sup> May be designated "II" and placed at grade 17; "III" and advanced 5% within range.

<sup>2</sup> May be designated "II" and placed at grade 16; "III" and advanced 5% within range.

### JURY MANAGER

JM1	G90652	Jury Manager	16
JM2	G43305	Deputy Clerk II – Jury Management	12
JM3	G90525	Administrative Clerk I	9

DEPT.	TITLE CODE	POSITION	GRADE
<b>JUVENILE COURT/JUVENILE DRUG COURT</b>			
JC1	G37107	Drug Court Coordinator	18
JC2	G37110	Case Manager	16
JC3	G90605	Deputy Clerk II – Juvenile/Court Clerk	12
JC4	G90552	Deputy Clerk I – Juvenile	10
JC5	G90528	Administrative Secretary	10
JC6	G90507	Support Clerk	7
JC7	G37125	Custody Investigator Coordinator	16
JC8	G90670	Juvenile Court Director	20
JC9	G90671	Juvenile Court Assistant Director	16
<b>MAGISTRATE &amp; MUNICIPAL COURT</b>			
MMC1	G43310	Court Coordinator/Associate Magistrate	18
MMC2	G90628	Senior Deputy Clerk – Magistrate/Municipal Court	14
MMC3	G90596	Deputy Clerk II – Magistrate/Municipal Court	12
<b>MAYOR</b>			
MO1	G11201	Internal Auditor/Compliance Officer	25
MO2	L11210	Director, Office of Crime Prevention	22
MO3	G11220	Forensic Auditor	21
MO4	G90604	Executive Assistant	14
MO5	X012	Executive Assistant to the Mayor	16
<b>MUNICIPAL COURT CLERK</b>			
MC1	G43309	Court Coordinator – Municipal Court	18
MC2	G90624	Senior Deputy Clerk – Municipal Court	14
MC3	G90595	Deputy Clerk II – Municipal Court	12
MC4	G90331	Administrative Assistant	12
<b>MUSCOGEE COUNTY PRISON</b>			
CD1	P1303	Warden	25
CD2	P1375	Deputy Warden – Administration	23
CD3	P1368	Deputy Warden – Security	23
CD4	P1377	Lieutenant – Corrections	20
CD5	P1378	Sergeant – Corrections	18
CD6	G17505	Counselor – Corrections	16 <sup>1</sup>
CD7	P1372	Technician – Corrections	14
CD8	P1369	Correctional Officer	12 <sup>2</sup>
CD9	G11011	Administrative Coordinator	14
CD10	G90571	Accounting Technician	12
CD11	G90542	Accounting Clerk	10
CD12	G90510	Administrative Clerk I	9

<sup>1</sup> May be designated “Senior” and placed at grade 17.

<sup>2</sup> May be designated “Senior” and placed at grade 13.



DEPT.	TITLE CODE	POSITION	GRADE
<b>PARKS &amp; RECREATION</b>			
PR1	G21101	Parks and Recreation Director	25
PR2	G21102	Assistant Parks and Recreation Director	23
PR3	G21202	Athletic Division Manager	19
PR4	G21303	Recreation Services Division Manager	19
PR5	G21305	Recreation Program Manager – Cultural Arts	17
PR6	G21071	Parks Services Division Manager	19
PR7	G21306	Administrative Operations Manager	18
PR8	G21072	Parks Services Manager	17
PR9	G21253	Athletic Program Supervisor – Aquatics	16
PR10	G21023	Community Schools Division Manager	19
PR11	G21252	Athletic Program Supervisor	16
PR12	G21110	Recreation Program Supervisor – Therapeutics	16
PR13	G21304	Recreation Program Supervisor – Recreation Serv.	16
PR14	G21302	Recreation Program Supervisor – Cultural Arts	16
PR15	G21117	Parks Crew Supervisor	14
PR16	G21114	Recreation Program Specialist III	14
PR17	P5121	Correctional Detail Officer – Parks	12
PR18	G22901	Employment Coordinator	14
PR19	G22817	RSVP Recreation Program Specialist III	14
PR20	G21204	Athletic Program Specialist	14
PR21	G21115	Recreation Program Specialist II	13
PR22	G90590	Accounting Technician	12
PR23	G22008	Chemical Application Technician	11
PR24	G21241	Tennis Supervisor	12
PR25	G80031	Motor Equipment Operator III	12
PR26	G80026	Motor Equipment Operator II	11
PR27	G90536	Administrative Secretary	10
PR28	G21076	Parks Crew Leader	10
PR29	G21243	Tennis Specialist II	10
PR30	G80022	Motor Equipment Operator I	10
PR31	G90516	Administrative Clerk I	9
PR32	G21244	Tennis Specialist I	9
PR33	G22001	Chemical Application Supervisor	13
PR34	G21120	Parks Maintenance Worker I	7 <sup>1</sup>
PR35	G80101	Custodian	6
PR36	G90440	Marina Technician I	9
PR37	G21256	Asst. Parks and Recreation Aquatic Center Director	23
PR38	G21255	Aquatic Center Facility Supervisor	16
PR39	G21254	Aquatic Center Program Supervisor	16

<sup>1</sup> May be designated “II” and placed at grade 8.

DEPT.	TITLE CODE	POSITION	GRADE
<b>PLANNING</b>			
PL1	G14602	Planning Director	25
PL2	G14508	Assistant Planning Director	22
PL3	G70475	Planner	17 <sup>1</sup>
PL4	G14208	Right-of-Way/Transportation Planning Coordinator	20
PL5	G70476	Transportation Planner	17 <sup>1</sup>
PL6	G90529	Administrative Assistant	12
PL7	G90560	Planning Technician	11
PL8	G70471	Transportation Planner Trainee	15
PL9	G70495	Principal Planner	20

<sup>1</sup> May be designated “Senior” and placed at grade 18; “Principal” and placed at grade 20.

### **POLICE**

PD1	P1200	Chief of Police	27
PD2	P1201	Assistant Chief of Police	24
PD3	P1205	Deputy Chief of Police	23
PD4	P1207	Police Captain	22
PD5	P1209	Police Lieutenant	20
PD6	P1211	Command Sergeant	19
PD7	P1213	Police Sergeant	18
PD8	G90650	Records Manager	16
PD9	G70009	Police Finance Manager	17
PD10	P1215	Police Corporal	16
PD11	G10785	911 Center Supervisor	14
PD12	P1219	Police Officer	14
PD13	G90621	Records Supervisor	14
PD14	G10801	Asset Forfeiture Coordinator	14
PD15	G90112	Emergency Communications Technician III	12
PD16	G80209	Facilities Maintenance Technician	12
PD17	G90111	Emergency Communications Technician II	11
PD18	G10705	Police Cadet	10
PD19	G90548	Criminal Records Technician	10
PD20	G80102	Building Service Crew Leader	10
PD21	G90535	Administrative Secretary	10
PD22	G90539	Administrative Clerk II	10
PD23	G90110	Emergency Communications Technician I	10
PD24	G90545	Accounting Clerk	10
PD25	G90515	Administrative Clerk I	9
PD26	G90501	Support Clerk	7
PD27	G80116	Building Service Worker	6
PD28	G90582	Administrative Assistant	12
PD29	G90653	Crime Analyst	16
PD30	G90654	Computer Forensic Analyst	16
PD31	G19061	Employment Coordinator	14
PD32	G90502	Open Records Compliance Coordinator	14
PD33	P1206	Director Community Affairs	23

DEPT.	TITLE CODE	POSITION	GRADE
PD34	G11015	Administrative Technician	12
PD35	G90687	Administrative Coordinator	14

### PROBATE COURT

PC1	G90663	Associate Judge	21 <sup>1</sup>
PC2	G90597	Deputy Clerk II – Probate Court	12
PC3	G90664	Passport Supervisor/Deputy Clerk	14
PC4	G90665	Senior Deputy Clerk	14
PC5	G90662	Chief Deputy Clerk	18
PC6	G90666	License Clerk Supervisor	15

<sup>1</sup> Place at grade 22 with Juris Doctorate Degree.

### PUBLIC DEFENDER

PDEF1	G70012	Investigator – Public Defender	16 <sup>1</sup>
PDEF2	G11020	Legal Administrative Clerk	11
PDEF3	G70016	Investigator Supervisor	19

<sup>1</sup> May be designated “Senior” and placed at grade 17.

### PUBLIC WORKS-ADMIN

PS-ADM1	G22010	Public Works Director	26
PS-ADM2	G22009	Integrated Wase Manager	24
PS-ADM3	G22012	Safety Coordinator	17
PS-ADM4	G22902`	Public Works Coordinator	18
PS-ADM5	G90610	Administrative Supervisor	13
PS-ADM6	G90570	Administrative Technician	12

### PUBLIC WORKS-CEMETERIES

CEM1	G22101	Cemeteries Manager	19
CEM2	G22505	Public Works Crew Leader	12
CEM3	P5116	Correctional Detail Officer – Cemeteries	12
CEM4	G80005	Equipment Operator I	10
CEM5	G80105	Maintenance Worker I	7 <sup>1</sup>
CEM6	G80003	Equipment Operator II	11

<sup>1</sup> May be designated “II” and placed at grade 8; “III” and placed at grade 9.

### PUBLIC WORKS-COMMUNITY SERVICES ROW MAINTENANCE

CS1	G22036	Community Service Coordinator	19
CS2	G22502	Public Works Crew Leader	12
CS3	G22402	Maintenance Worker I	7 <sup>1</sup>
CS4	G90269	Administrative Assistant	12

<sup>1</sup>May be designated “II” and placed at grade 8; “III” and placed at grade 9.

DEPT.	TITLE CODE	POSITION	GRADE
<b>PUBLIC WORKS-FACILITIES MAINTENANCE</b>			
FAC1	G22701	Facilities Maintenance Manager	23
FAC2	G22702	Assistant Facilities Maintenance Manager	19
FAC3	G22707	Facilities Maintenance Supervisor – Carpentry	16
FAC4	G22703	Facilities Maintenance Supervisor – Electrical	16
FAC5	G22708	Facilities Maintenance Supervisor – HVAC	16
FAC6	G22710	Facilities Maintenance Supervisor – Plumbing	16
FAC7	G22705	Facilities Maintenance Supervisor – Govt. Center	16
FAC8	G22711	Facilities Maintenance Supervisor – County Jail	16
FAC9	G80206	Custodial Services Supervisor	16
FAC10	P5118	Correctional Detail Officer – Facilities	12
FAC11	G80210	Irrigation Technician	12
FAC12	G80211	Carpenter I	13 <sup>1</sup>
FAC13	G80213	Electrician I	13 <sup>1</sup>
FAC14	G80215	HVAC Technician I	13 <sup>1</sup>
FAC15	G80205	Plumber I	13 <sup>1</sup>
FAC16	G22704	Facilities Maintenance Worker I	11 <sup>2</sup>
FAC17	G11013	Administrative Technician	12
FAC18	G80109	Custodial Operations Assistant	12
FAC19	G80113	Building Service Worker	6
FAC20	G22713	Facilities Maintenance Supervisor –MCP	16

<sup>1</sup> May be designated “II” and placed at grade 14.

<sup>2</sup> May be designated “II” and placed at grade 12.

**PUBLIC WORKS-FLEET MANAGEMENT all say Fleet Maintenance**

FM1	G22302	Assistant Director/Fleet Maintenance Manager	24
FM2	G22301	Financial Operations Administrator	19
FM3	G80017	Automotive and Tire Shop Supervisor	17
FM4	G80042	Truck Shop Supervisor	16
FM5	G80019	Body Shop Supervisor	16
FM6	G80036	Heavy Equipment Shop Supervisor	16
FM7	G80038	Small Engine Shop Supervisor	16
FM8	G80020	Contract Warranty Specialist	15
FM9	G70608	Fleet Maintenance Buyer	12
FM10	G80011	Fleet Maintenance Technician III	14
FM11	G80012	Fleet Maintenance Technician II	12
FM12	G80013	Fleet Maintenance Technician I	10
FM13	G22312	Inventory Control Technician	10
FM14	G90505	Support Clerk	7
FM15	G80043	Car Shop Supervisor	17
FM16	G90577	Administrative Technician	12

DEPT.	TITLE CODE	POSITION	GRADE
<b>PUBLIC WORKS- LANDFILLS</b>			
WD1	G22422	Waste Disposal and Recycling Manager	21
WD2	G22420	Assistant Waste Disposal Manager	19
WD3	G22455	Landfill Supervisor	16
WD4	G22458	Senior Landfill Operator	14
WD5	G80034	Landfill Maintenance Technician	14
WD6	G80035	Heavy Equipment Operator	15
WD7	G22457	Landfill Operator	12
WD8	G80105	Maintenance Worker I -Landfill	07
WD9	P5125	Correctional Detail Officer – Waste Disposal	12
WD10	G80045	Heavy Equipment Supervisor	15
<b>PUBLIC WORKS – RECYCLING CENTER</b>			
RC1	G80057	Recycling Center Line Supervisor	15
RC2	G80060	Recycling Center Manager	19
RC3	G80069	Recycling Center Compost Manager	16
RC4	P5125	Recycling Center Correctional Detail Officer	12
<b>PUBLIC WORKS-REPAIRS &amp; MAINTENANCE</b>			
HED1	G22533	Heavy Equipment Supervisor	17
HED2	G80009	Senior Heavy Equipment Operator	14
HED3	P5120	Correctional Detail Officer – Heavy Equipment	12
HED4	G80033	Heavy Equipment Operator	13
HED5	G80030	Equipment Operator III	12
HED6	G80025	Equipment Operator II	11
HED7	G80117	Maintenance Worker I	7
HED8	G90568	Administrative Technician	12
SMD1	G22503	Street Division Manager	23
SMD2	G22501	Assistant Street Maintenance Manager	19
SMD3	G22508	Public Works Crew Supervisor	15
SMD4	P5124	Correctional Detail Officer – Street Maintenance	12
SMD5	G80027	Public Works Crew Leader	12
SMD6	G22303	Assistant Public Works Director of Infrastructure	24
SMD7	G80029	Truck Driver	10
<b>PUBLIC WORKS-RIGHT OF WAY MAINTENANCE</b>			
FB1	G22550	Forestry and Beautification Manager	23
FB2	G22554	Assistant Manager – Forestry	19
FB3	G22553	Assistant Manager – Beautification	19
FB4	G22558	Forestry Administrator	18 <sup>1</sup>
FB5	G22559	Urban Forestry Supervisor	15
FB6	P5126	Correctional Detail Supervisor - ROW	15
FB7	G22004	Chemical Application Supervisor	13
FB8	P5119	Correctional Detail Officer – Forestry	12

DEPT.	TITLE CODE	POSITION	GRADE
FB9	G22504	Public Works Crew Leader	12
FB10	G22551	Tree Trimmer Crew Leader	13 <sup>2</sup>
FB11	G22006	Administrative Technician	12
FB12	G22552	Tree Evaluator	12
FB13	G80007	Equipment Operator III	12
FB14	G22555	Tree Trimmer II	12
FB15	G22556	Tree Trimmer I	10
FB16	G80006	Equipment Operator II	11
FB17	G22007	Chemical Application Technician	11
FB18	G80007	Equipment Operator III	12
FB19	G80021	Equipment Operator I	10
FB20	G80115	Maintenance Worker I	7 <sup>3</sup>
FB21	G80122	GIS Technology Supervisor	16
FB22	G22002	Contract Inspector	14
FB23	G22551	Tree Trimmer Crew Leader	13
FB24	G80007	Urban Forestry Supervisor	15
FB25	G80044	Heavy Equipment Crew Leader	13
FB26	G22568	Forestry Admin w/ISA Certification	19

<sup>1</sup> Place at grade 19 with ISA certification.

<sup>2</sup> Place at grade 14 if Certified Arborist in the State of Georgia and/or equivalent experience.

<sup>3</sup> May be designated "II" and placed at grade 8; "III" and placed at grade 9.

#### **PUBLIC WORKS-SEWER MAINTENANCE**

STWTR1	G22052	Stormwater Manager	21
STWTR2	G22050	Assistant Stormwater Manager	19
STWTR3	G22040	Heavy Equipment Supervisor	17
STWTR4	G22003	Chemical Application Supervisor	13
STWTR5	G22020	Stormwater Drainage Technician	13
STWTR6	P5122	Correctional Detail Officer – Stormwater	12
STWTR7	G22506	Crew Leader – Stormwater	12
STWTR8	G80007	Equipment Operator III	12
STWTR9	G80024	Equipment Operator II	11
STWTR10	G22005	Chemical Application Technician	11
STWTR11	G80023	Equipment Operator I	10
STWTR12	G80118	Maintenance Worker I	7
STWTR13	G80010	Equipment Operator Crew Leader	15
STWTR14	P5126	Correctional Detail Officer Supervisor	16
STWTR15	G80123	GIS Technician I	14
STWTR16	G80032	Equipment Operator	12

#### **PUBLIC WORKS-SOLID WASTE COLLECTION & RECYCLING**

SW1	G22473	Solid Waste and Recycling Manager	23
SW2	G22471	Assistant Div. Mgr. – Solid Waste and Recycling	19
SW3	G22400	Waste Collection Route Supervisor	15
SW4	G22433	Recycling Route Supervisor	15

DEPT.	TITLE CODE	POSITION	GRADE
SW5	G90524	Administrative Technician	12
SW6	G22403	Recycling Truck Driver	12
SW7	G22404	Waste Collection Worker	8
SW8	G80050	MRF Technician	11
SW9	P5127	Correctional Officer	12
SW10	G80001	Equipment Operator II	11
SW11	G22405	Baler Operator	12
SW12	G22407	Environmental Compliance Officer	13
SW13	G22313	Inventory Control Technician	10
SW14	G80067	Recycling Center Drop Site Operator	12
SW15	G80065	Recycling Center Scale Operator	12

### **PUBLIC WORKS-ANIMAL CONTROL**

AC1	G22806	Animal Resource Center Supervisor	16
AC2	G22808	Administrative Coordinator	14
AC3	G22813	Animal Control Officer II	13
AC4	G22812	Animal Control Officer I	12
AC5	G90108	Communications Officer	10
AC6	G22810	Animal Control Tech	10
AC7	G22809	Animal Control Veterinarian	23
AC8	G22803	Volunteer Coordinator	13
AC9	G22815	Special Enforcement Supervisor	16
AC10	G22801	Special Enforcement Manager	21

### **RECORDERS COURT**

RC1	G43320	Chief Recorder's Court Clerk*	18
RC2	G90546	Deputy Clerk II	12
RC3	G90553	Senior Deputy Clerk	14
RC4	G90553	Judicial Administrative Tech II	10

\*Resolution NO. 143-17

### **SHERIFF**

SD1	P1601	Chief Deputy Sheriff	24
SD2	P1602	Jail Commander	23 <sup>1</sup>
SD3	P1603	Major	23
SD4	P1604	Captain	22
SD5	G17503	Licensed Clinical Social Worker	20
SD6	P1605	Lieutenant	20
SD7	P1606	Sergeant	18
SD8	G17500	Registered Nurse	18
SD9	P1609	Deputy Sheriff Technician	16
SD10	P1607	Investigator	16 <sup>2</sup>
SD11	P1608	ID Technician	16
SD12	G17504	Case Manager	16
SD13	G17502	Licensed Practical Nurse	14

DEPT.	TITLE CODE	POSITION	GRADE
SD14	P1610	Deputy Sheriff	14
SD15	G40210	Medical Technician	12
SD16	P1611	Sheriff Correctional Officer	12
SD17	G90591	Accounting Technician	12
SD18	G90107	Communication Technician	11
SD19	G90549	Criminal Records Technician	10
SD20	G90540	Administrative Clerk II	10
SD21	G90546	Accounting Clerk	10
SD22	G90553	Judicial Administrative Technician II	10
SD23	G90537	Administrative Secretary	10
SD24	G90517	Administrative Clerk I	9
SD25	G40208	Medical Records Clerk	9
SD26	G70007	Security Guard	9
SD27	G90565	Administrative Operations Manager	14
SD28	G11031	Sheriff Human Resources Technician	12
SD29	G90526	Deputy Clerk II	12
SD30	G10708	Sheriff Cadet	10
SD31	G90688	Administrative Assistant	12
SD32	G11030	Administrative Coordinator	14
SD33	P1621	Deputy Sheriff Field Training Officer	16
SD34	G17455	Mental Health Counselor	16
SD35	P5129	Command Sergeant	19
SD36	G17501	Health Services Administrator	21
SD37	G17456	Director of Community Affairs	23

<sup>1</sup> Advance 5% in grade for Jail Commander.

<sup>2</sup> May be designated “Senior” and placed at grade 17

#### STATE COURT

SC1	G90629	Senior Deputy Clerk	14
SC2	G10986	Law Clerk	20

#### SOLICITOR GENERAL

SG1	G26053	Chief Assistant Solicitor General	22 <sup>1</sup>
SG2	G26054	Assistant Solicitor General	21 <sup>1</sup>
SG3	G32204	Victim Witness Program Administrator	18
SG4	G43311	Court Coordinator – Solicitor General	17
SG5	G70014	Investigator Supervisor – Solicitor General	18
SG6	G32202	Victim Advocate Investigator	15
SG7	G70010	Investigator – Solicitor General	16 <sup>2</sup>
SG8	G90598	Deputy Clerk II – Solicitor General	12
SG9	G90618	Deputy Clerk I – Solicitor General	10

<sup>1</sup> Until incumbent attains 5 years of practice experience as an attorney and qualifies for state-mandated salaries.

<sup>2</sup> May be designated “Senior” and placed at grade 17.



DEPT.	TITLE CODE	POSITION	GRADE
<b>SUPERIOR COURT</b>			
SC1	G90623	Senior Deputy Clerk	14
SC2	G10980	Law Clerk	19 <sup>1</sup>
SC3	G90581	Administrative Assistant – PT	12
SC4	G90637	BOE Administrator	14

<sup>1</sup> Place at grade 20 with Juris Doctorate Degree.

### **SUPERIOR COURT CLERK**

CSC1	G43307	Chief Deputy Clerk	21
CSC2	G43308	Assistant Chief Deputy Clerk	18
CSC3	G90622	Senior Deputy Clerk – Appeals	14
CSC4	G90630	Senior Deputy Clerk – Real Estate	14
CSC5	G90623	Senior Deputy Clerk	14
CSC6	G90599	Deputy Clerk II – Civil	12
CSC7	G90600	Deputy Clerk II – Criminal	12
CSC8	G90601	Deputy Clerk II – Imaging	12
CSC9	G90602	Deputy Clerk II – Real Estate	12
CSC10	G90593	Deputy Clerk II	12
CSC11	G90550	Deputy Clerk I – Real Estate	10
CSC12	G90551	Deputy Clerk I	10
CSC13	G90625	Senior Deputy Clerk – Civil	14
CSC14	G90626	Senior Deputy Clerk – Criminal	14
CSC15	G43306	Official Court Reporter	21
CSC16	G10985	Law Clerk w/ Juris Doctorate	20

### **TAX ASSESSOR**

TA1	G26001	Chief Appraiser	25
TA2	G26008	Personal Property Manager	20
TA3	G26009	Administrative Manager	20
TA4	G26010	Residential Property Manager	20
TA5	G26011	Commercial Property Manager	20
TA6	G26005	Appraiser I – Personal Property	14 <sup>1</sup>
TA7	G26004	Appraiser I – Real Property	14 <sup>1</sup>
TA8	G90583	Administrative Assistant	12
TA9	G90541	Appraisal Technician	10
TA10	G26002	Deputy Chief Appraiser	23
TA11	G26012	GIS Technician	14

<sup>1</sup> May be designated “II” and placed at grade 15; “III” and placed at grade 17.

### **TAX COMMISSIONER**

TC1	G46003	Chief Deputy Tax Commissioner	23
TC2	G70503	Accounting Operations Administrator	22
TC3	G46004	Deputy Tax Commissioner	20
TC4	G90584	Administrative Technician	12
TC5	G70402	Tax Clerk II	11
TC6	G70403	Tax Clerk I	10

DEPT.	TITLE CODE	POSITION	GRADE
TC7	G70410	Tax Specialist	16
TC8	G16009	Financial Analyst	19
TC9	G90508	Support Clerk	7

### **TRANSPORTATION-METRA**

TR1	G80040	Director of Transportation	25
TR2	G23308	Assistant Transportation Director	24
TR3	G23305	Transit Manager	22
TR4	G23003	Maintenance Manager	20
TR5	G23106	ADA Coordinator	18
TR6	G23010	Bus Operator Trainee	10
TR7	G23007	Transit Supervisor	16
TR8	G23307	Safety/Training Coordinator	16
TR9	G70018	Parking Enforcement Supervisor	14
TR10	G23005	Transit Specialist	14
TR11	G80037	Fleet Maintenance Technician III	14
TR12	G90620	Office Manager	14
TR13	G80015	Transportation Crew Leader	12
TR14	G23009	Bus Operator Dial-A-Ride (without CDL)	10 <sup>1</sup>
TR15	G23008	Bus Operator (with CDL)	12
TR16	G90538	Administrative Secretary	10
TR17	G80039	Fleet Maintenance Technician II	12
TR18	G80041	Fleet Maintenance Technician I	10
TR19	G80120	Maintenance Worker III	9
TR20	G70008	Parking Enforcement Officer	10
TR21	G90520	Customer Service Representative	9 <sup>1</sup>
TR22	G23017	Bus Operator Dial-A-Ride	12
TR23	G23200	Transit Compliance Officer	20
TR24	G90607	Administrative Assistants (Part Time)	12
TR25	G90683	Transit Security Specialist	10
TR26	P5123	Correctional Officer	12 <sup>2</sup>
TR27	G22421	Parking Division Manager	18
TR28	G90685	Chief Safety Officer	20

<sup>1</sup> May be placed at grade 12 after acquisition of Commercial Driver's License issued by the State of Georgia.

<sup>2</sup> May be designated "II" or "Senior" and placed at grade 10.

### **WORKFORCE INVESTMENT-JOB TRAINING PARTNERSHIP ACT**

WIA1	G10051	Workforce Investment Act Director	24
WIA2	G16005	Finance Manager – WIA	17
WIA3	G10056	Program Specialist II	17
WIA4	G10057	Data Control Supervisor	17
WIA5	G10054	Program Specialist I	16
WIA6	G10052	Program Monitor/Job Developer	16

DEPT.	TITLE CODE	POSITION	GRADE
WIA7	G90592	Accounting Technician	12
WIA8	G90547	Accounting Clerk	10
WIA9	G90585	Administrative Technician	12
WIA10	G90523	Administrative Assistant	12
WIA11	G10063	WIA Director	21

## FOOTNOTES

- 1 May be designated "Senior" and placed at grade 17.
- 2 May be designated "Senior" and placed at grade 13.
- 3 May be designated "II" and placed at grade 8; "III" and placed at grade 9.
- 4 May be designated "II" and placed at grade 12, "III" and placed at grade 13.
- 5 May be designated "II" and placed at grade 12.
- 6 May be designated "II" and placed at grade 9.
- 7 May be designated "Senior" and placed at grade 17
- 8 Place at grade 26 if Professional Engineer in the State of Georgia.
- 9 Place at grade 23 if Professional Engineer in the State of Georgia.
- 10 Place at grade 24 if Professional Engineer in the State of Georgia.
- 11 May be designated "II" and placed at grade 13.
- 12 May be designated "Senior" and placed at grade 16.
- 13 May be designated "Senior" and placed at grade 10.
- 14 May be designated "II" and placed at grade 14.
- 15 Place at grade 14 if Certified Arborist in the State of Georgia and/or equivalent experience.
- \* May add supplemental pay for current Paramedic certification.
- 16 May be designated "Senior" and placed at grade 19.
- 17 May be designated "II" and placed at grade 16.
- 18 May be designated "Senior" and placed at grade 10.
- 19 May be designated "II" and placed at grade 17; "III" and advanced 5% within range.
- 20 May be designated "II" and placed at grade 16; "III" and advanced 5% within range.
- 21 May be designated "Senior" and placed at grade 18; "Principal" and placed at grade 20.
- 22 May be designated "II" and placed at grade 8.
- \*\* Advance 5% in grade for Jail Commander
- 24 May be placed at grade 12 after acquisition of Commercial Driver's License issued by the State of Georgia.
- 25\* May be designated "II" and placed at grade 20.

**UGA Annual Pay Plan - Effective July 01, 2022 - With Pension Contributions**

Grade	A	B	C	D	E	F	G	H	I	J	K	L	M	N	O	P	Q	R	S	Grade
1	\$19,719.40	\$20,212.40	\$20,717.71	\$21,235.64	\$21,766.54	\$22,310.70	\$22,868.47	\$23,440.18	\$24,026.18	\$24,626.84	\$25,242.51	\$25,873.56	\$26,520.41	\$27,183.42	\$27,863.01	\$28,559.59	\$29,273.56	\$30,005.41	\$30,755.55	1
2	\$20,717.71	\$21,235.64	\$21,766.54	\$22,310.70	\$22,868.47	\$23,440.18	\$24,026.18	\$24,626.84	\$25,242.51	\$25,873.56	\$26,520.41	\$27,183.42	\$27,863.01	\$28,559.59	\$29,273.56	\$30,005.41	\$30,755.55	\$31,524.44	\$32,312.55	2
3	\$21,766.54	\$22,310.70	\$22,868.47	\$23,440.18	\$24,026.18	\$24,626.84	\$25,242.51	\$25,873.56	\$26,520.41	\$27,183.42	\$27,863.01	\$28,559.59	\$29,273.56	\$30,005.41	\$30,755.55	\$31,524.44	\$32,312.55	\$33,120.36	\$33,948.37	3
4	\$22,868.47	\$23,440.18	\$24,026.18	\$24,626.84	\$25,242.51	\$25,873.56	\$26,520.41	\$27,183.42	\$27,863.01	\$28,559.59	\$29,273.56	\$30,005.41	\$30,755.55	\$31,524.44	\$32,312.55	\$33,120.36	\$33,948.37	\$34,797.08	\$35,667.01	4
5	\$24,026.18	\$24,626.84	\$25,242.51	\$25,873.56	\$26,520.41	\$27,183.42	\$27,863.01	\$28,559.59	\$29,273.56	\$30,005.41	\$30,755.55	\$31,524.44	\$32,312.55	\$33,120.36	\$33,948.37	\$34,797.08	\$35,667.01	\$36,558.68	\$37,472.65	5
6	\$25,242.51	\$25,873.56	\$26,520.41	\$27,183.42	\$27,863.01	\$28,559.59	\$29,273.56	\$30,005.41	\$30,755.55	\$31,524.44	\$32,312.55	\$33,120.36	\$33,948.37	\$34,797.08	\$35,667.01	\$36,558.68	\$37,472.65	\$38,409.47	\$39,369.70	6
7	\$26,520.41	\$27,183.42	\$27,863.01	\$28,559.59	\$29,273.56	\$30,005.41	\$30,755.55	\$31,524.44	\$32,312.55	\$33,120.36	\$33,948.37	\$34,797.08	\$35,667.01	\$36,558.68	\$37,472.65	\$38,409.47	\$39,369.69	\$40,353.94	\$41,362.79	7
8	\$27,863.01	\$28,559.59	\$29,273.56	\$30,005.41	\$30,755.55	\$31,524.44	\$32,312.55	\$33,120.36	\$33,948.37	\$34,797.08	\$35,667.01	\$36,558.68	\$37,472.65	\$38,409.47	\$39,369.69	\$40,353.94	\$41,362.79	\$42,396.86	\$43,456.79	8
9	\$29,273.56	\$30,005.41	\$30,755.55	\$31,524.44	\$32,312.55	\$33,120.36	\$33,948.37	\$34,797.08	\$35,667.01	\$36,558.68	\$37,472.65	\$38,409.47	\$39,369.69	\$40,353.94	\$41,362.79	\$42,396.86	\$43,456.78	\$44,543.20	\$45,656.78	9
10	\$30,755.55	\$31,524.44	\$32,312.55	\$33,120.36	\$33,948.37	\$34,797.08	\$35,667.01	\$36,558.68	\$37,472.65	\$38,409.47	\$39,369.69	\$40,353.94	\$41,362.79	\$42,396.86	\$43,456.78	\$44,543.20	\$45,656.78	\$46,798.19	\$47,968.15	10
11	\$32,312.55	\$33,120.36	\$33,948.37	\$34,797.08	\$35,667.01	\$36,558.68	\$37,472.65	\$38,409.47	\$39,369.69	\$40,353.94	\$41,362.79	\$42,396.86	\$43,456.78	\$44,543.20	\$45,656.78	\$46,798.19	\$47,968.15	\$49,167.36	\$50,396.55	11
12	\$33,948.37	\$34,797.08	\$35,667.01	\$36,558.68	\$37,472.65	\$38,409.47	\$39,369.69	\$40,353.94	\$41,362.79	\$42,396.86	\$43,456.78	\$44,543.20	\$45,656.78	\$46,798.19	\$47,968.15	\$49,167.36	\$50,396.55	\$51,656.47	\$52,947.87	12
13	\$35,667.01	\$36,558.68	\$37,472.65	\$38,409.47	\$39,369.69	\$40,353.94	\$41,362.79	\$42,396.86	\$43,456.78	\$44,543.20	\$45,656.78	\$46,798.19	\$47,968.15	\$49,167.36	\$50,396.55	\$51,656.47	\$52,947.87	\$54,271.57	\$55,628.35	13
14	\$37,472.65	\$38,409.47	\$39,369.69	\$40,353.94	\$41,362.79	\$42,396.86	\$43,456.78	\$44,543.20	\$45,656.78	\$46,798.19	\$47,968.15	\$49,167.36	\$50,396.55	\$51,656.47	\$52,947.87	\$54,271.57	\$55,628.35	\$57,019.06	\$58,444.54	14
15	\$39,369.69	\$40,353.94	\$41,362.79	\$42,396.86	\$43,456.78	\$44,543.20	\$45,656.78	\$46,798.19	\$47,968.15	\$49,167.36	\$50,396.55	\$51,656.47	\$52,947.87	\$54,271.57	\$55,628.35	\$57,019.06	\$58,444.54	\$59,905.65	\$61,403.30	15
16	\$41,362.79	\$42,396.86	\$43,456.78	\$44,543.20	\$45,656.78	\$46,798.19	\$47,968.15	\$49,167.36	\$50,396.55	\$51,656.47	\$52,947.87	\$54,271.57	\$55,628.35	\$57,019.06	\$58,444.54	\$59,905.65	\$61,403.30	\$62,938.39	\$64,511.85	16
17	\$43,456.78	\$44,543.20	\$45,656.78	\$46,798.19	\$47,968.15	\$49,167.36	\$50,396.55	\$51,656.47	\$52,947.87	\$54,271.57	\$55,628.35	\$57,019.06	\$58,444.54	\$59,905.65	\$61,403.30	\$62,938.39	\$64,511.85	\$66,124.64	\$67,777.75	17
18	\$45,656.78	\$46,798.19	\$47,968.15	\$49,167.36	\$50,396.55	\$51,656.47	\$52,947.87	\$54,271.57	\$55,628.35	\$57,019.06	\$58,444.54	\$59,905.65	\$61,403.30	\$62,938.39	\$64,511.85	\$66,124.64	\$67,777.75	\$69,472.19	\$71,208.99	18
19	\$47,968.15	\$49,167.36	\$50,396.55	\$51,656.47	\$52,947.87	\$54,271.57	\$55,628.35	\$57,019.06	\$58,444.54	\$59,905.65	\$61,403.30	\$62,938.39	\$64,511.85	\$66,124.64	\$67,777.75	\$69,472.19	\$71,209.00	\$72,989.22	\$74,813.95	19
20	\$50,396.55	\$51,656.47	\$52,947.87	\$54,271.57	\$55,628.35	\$57,019.06	\$58,444.54	\$59,905.65	\$61,403.30	\$62,938.39	\$64,511.85	\$66,124.64	\$67,777.75	\$69,472.19	\$71,209.00	\$72,989.22	\$74,813.96	\$76,684.30	\$78,601.41	20
21	\$55,628.35	\$57,019.06	\$58,444.54	\$59,905.65	\$61,403.30	\$62,938.39	\$64,511.85	\$66,124.64	\$67,777.75	\$69,472.19	\$71,209.00	\$72,989.22	\$74,813.96	\$76,684.30	\$78,601.42	\$80,566.45	\$82,580.61	\$84,645.13	\$86,761.25	21
22	\$61,403.30	\$62,938.39	\$64,511.85	\$66,124.64	\$67,777.75	\$69,472.19	\$71,209.00	\$72,989.22	\$74,813.96	\$76,684.30	\$78,601.42	\$80,566.45	\$82,580.61	\$84,645.13	\$86,761.25	\$88,930.28	\$91,153.53	\$93,432.37	\$95,768.18	22
23	\$67,777.75	\$69,472.19	\$71,209.00	\$72,989.22	\$74,813.96	\$76,684.30	\$78,601.42	\$80,566.45	\$82,580.61	\$84,645.13	\$86,761.25	\$88,930.28	\$91,153.53	\$93,432.37	\$95,768.18	\$98,162.39	\$100,616.45	\$103,131.86	\$105,710.16	23
24	\$74,813.96	\$76,684.30	\$78,601.42	\$80,566.45	\$82,580.61	\$84,645.12	\$86,761.25	\$88,930.28	\$91,153.53	\$93,432.37	\$95,768.18	\$98,162.39	\$100,616.45	\$103,131.86	\$105,710.15	\$108,352.91	\$111,061.72	\$113,838.28	\$116,684.23	24
25	\$82,580.61	\$84,645.12	\$86,761.25	\$88,930.28	\$91,153.53	\$93,432.37	\$95,768.18	\$98,162.39	\$100,616.45	\$103,131.86	\$105,710.15	\$108,352.91	\$111,061.72	\$113,838.28	\$116,684.23	\$119,601.33	\$122,591.37	\$125,656.16	\$128,797.56	25
26	\$91,153.53	\$93,432.37	\$95,768.18	\$98,162.39	\$100,616.45	\$103,131.86	\$105,710.15	\$108,352.91	\$111,061.72	\$113,838.28	\$116,684.23	\$119,601.33	\$122,591.37	\$125,656.16	\$128,797.56	\$132,017.49	\$135,317.93	\$138,700.89	\$142,168.41	26
27	\$100,616.45	\$103,131.86	\$105,710.15	\$108,352.91	\$111,061.72	\$113,838.28	\$116,684.23	\$119,601.33	\$122,591.37	\$125,656.16	\$128,797.56	\$132,017.49	\$135,317.93	\$138,700.89	\$142,168.41	\$145,722.61	\$149,365.68	\$153,099.82	\$156,927.32	27
28	\$116,684.23	\$119,601.33	\$122,591.37	\$125,656.16	\$128,797.56	\$132,017.49	\$135,317.93	\$138,700.89	\$142,168.41	\$145,722.61	\$149,365.68	\$153,099.82	\$156,927.32	\$160,850.51	\$164,871.76	\$168,993.56	\$173,218.40	\$177,548.86	\$181,987.58	28
29	\$142,168.41	\$145,722.61	\$149,365.68	\$153,099.82	\$156,927.32	\$160,850.51	\$164,871.76	\$168,993.56	\$173,218.40	\$177,548.86	\$181,987.58	\$186,537.28	\$191,200.71	\$195,980.72	\$200,880.25	\$205,902.24	\$211,049.81	\$216,326.05	\$221,734.20	29

Above pay plan includes:

2% Pay adjustment as of July 01, 2022 (COLA)

**UGA Annual Pay Plan - Effective July 01, 2022 - Without Pension Contributions**

Grade	A	B	C	D	E	F	G	H	I	J	K	L	M	N	O	P	Q	R	S	Grade
1	\$18,953.68	\$19,427.52	\$19,913.21	\$20,411.04	\$20,921.32	\$21,444.35	\$21,980.46	\$22,529.98	\$23,093.21	\$23,670.55	\$24,262.32	\$24,868.87	\$25,490.59	\$26,127.86	\$26,781.05	\$27,450.58	\$28,136.84	\$28,840.27	\$29,561.27	1
2	\$19,913.21	\$20,411.04	\$20,921.32	\$21,444.35	\$21,980.46	\$22,529.98	\$23,093.21	\$23,670.55	\$24,262.32	\$24,868.87	\$25,490.59	\$26,127.86	\$26,781.05	\$27,450.58	\$28,136.84	\$28,840.27	\$29,561.27	\$30,300.31	\$31,057.82	2
3	\$20,921.32	\$21,444.35	\$21,980.46	\$22,529.98	\$23,093.21	\$23,670.55	\$24,262.32	\$24,868.87	\$25,490.59	\$26,127.86	\$26,781.05	\$27,450.58	\$28,136.84	\$28,840.27	\$29,561.27	\$30,300.31	\$31,057.81	\$31,834.25	\$32,630.11	3
4	\$21,980.46	\$22,529.98	\$23,093.21	\$23,670.55	\$24,262.32	\$24,868.87	\$25,490.59	\$26,127.86	\$26,781.05	\$27,450.58	\$28,136.84	\$28,840.27	\$29,561.27	\$30,300.31	\$31,057.81	\$31,834.25	\$32,630.11	\$33,445.86	\$34,282.02	4
5	\$23,093.21	\$23,670.55	\$24,262.32	\$24,868.87	\$25,490.59	\$26,127.86	\$26,781.05	\$27,450.58	\$28,136.84	\$28,840.27	\$29,561.27	\$30,300.31	\$31,057.81	\$31,834.25	\$32,630.11	\$33,445.86	\$34,282.00	\$35,139.06	\$36,017.54	5
6	\$24,262.32	\$24,868.87	\$25,490.59	\$26,127.86	\$26,781.05	\$27,450.58	\$28,136.84	\$28,840.27	\$29,561.27	\$30,300.31	\$31,057.81	\$31,834.25	\$32,630.11	\$33,445.86	\$34,282.00	\$35,139.06	\$36,017.54	\$36,917.98	\$37,840.93	6
7	\$25,490.59	\$26,127.86	\$26,781.05	\$27,450.58	\$28,136.84	\$28,840.27	\$29,561.27	\$30,300.31	\$31,057.81	\$31,834.25	\$32,630.11	\$33,445.86	\$34,282.00	\$35,139.06	\$36,017.54	\$36,917.98	\$37,840.92	\$38,786.95	\$39,756.63	7
8	\$26,781.05	\$27,450.58	\$28,136.84	\$28,840.27	\$29,561.27	\$30,300.31	\$31,057.81	\$31,834.25	\$32,630.11	\$33,445.86	\$34,282.00	\$35,139.06	\$36,017.54	\$36,917.98	\$37,840.92	\$38,786.95	\$39,756.63	\$40,750.55	\$41,769.30	8
9	\$28,136.84	\$28,840.27	\$29,561.27	\$30,300.31	\$31,057.81	\$31,834.25	\$32,630.11	\$33,445.86	\$34,282.00	\$35,139.06	\$36,017.54	\$36,917.98	\$37,840.92	\$38,786.95	\$39,756.63	\$40,750.55	\$41,769.30	\$42,813.54	\$43,883.87	9
10	\$29,561.27	\$30,300.31	\$31,057.81	\$31,834.25	\$32,630.11	\$33,445.86	\$34,282.00	\$35,139.06	\$36,017.54	\$36,917.98	\$37,840.92	\$38,786.95	\$39,756.63	\$40,750.55	\$41,769.30	\$42,813.54	\$43,883.88	\$44,980.97	\$46,105.49	10
11	\$31,057.81	\$31,834.25	\$32,630.11	\$33,445.86	\$34,282.00	\$35,139.06	\$36,017.54	\$36,917.98	\$37,840.92	\$38,786.95	\$39,756.63	\$40,750.55	\$41,769.30	\$42,813.54	\$43,883.88	\$44,980.97	\$46,105.50	\$47,258.13	\$48,439.58	11
12	\$32,630.11	\$33,445.86	\$34,282.00	\$35,139.06	\$36,017.54	\$36,917.98	\$37,840.92	\$38,786.95	\$39,756.63	\$40,750.55	\$41,769.30	\$42,813.54	\$43,883.88	\$44,980.97	\$46,105.50	\$47,258.13	\$48,439.59	\$49,650.58	\$50,891.84	12
13	\$34,282.00	\$35,139.06	\$36,017.54	\$36,917.98	\$37,840.92	\$38,786.95	\$39,756.63	\$40,750.55	\$41,769.30	\$42,813.54	\$43,883.88	\$44,980.97	\$46,105.50	\$47,258.13	\$48,439.59	\$49,650.58	\$50,891.84	\$52,164.14	\$53,468.25	13
14	\$36,017.54	\$36,917.98	\$37,840.92	\$38,786.95	\$39,756.63	\$40,750.55	\$41,769.30	\$42,813.54	\$43,883.88	\$44,980.97	\$46,105.50	\$47,258.13	\$48,439.59	\$49,650.58	\$50,891.84	\$52,164.14	\$53,468.23	\$54,804.94	\$56,175.06	14
15	\$37,840.92	\$38,786.95	\$39,756.63	\$40,750.55	\$41,769.30	\$42,813.54	\$43,883.88	\$44,980.97	\$46,105.50	\$47,258.13	\$48,439.59	\$49,650.58	\$50,891.84	\$52,164.14	\$53,468.23	\$54,804.94	\$56,175.07	\$57,579.45	\$59,018.93	15
16	\$39,756.63	\$40,750.55	\$41,769.30	\$42,813.54	\$43,883.88	\$44,980.97	\$46,105.50	\$47,258.13	\$48,439.59	\$49,650.58	\$50,891.84	\$52,164.14	\$53,468.23	\$54,804.94	\$56,175.07	\$57,579.45	\$59,018.93	\$60,494.40	\$62,006.76	16
17	\$41,769.30	\$42,813.54	\$43,883.88	\$44,980.97	\$46,105.50	\$47,258.13	\$48,439.59	\$49,650.58	\$50,891.84	\$52,164.14	\$53,468.23	\$54,804.94	\$56,175.07	\$57,579.45	\$59,018.93	\$60,494.40	\$62,006.76	\$63,556.94	\$65,145.86	17
18	\$43,883.88	\$44,980.97	\$46,105.50	\$47,258.13	\$48,439.59	\$49,650.58	\$50,891.84	\$52,164.14	\$53,468.23	\$54,804.94	\$56,175.07	\$57,579.45	\$59,018.93	\$60,494.40	\$62,006.76	\$63,556.94	\$65,145.85	\$66,774.50	\$68,443.86	18
19	\$46,105.50	\$47,258.13	\$48,439.59	\$49,650.58	\$50,891.84	\$52,164.14	\$53,468.23	\$54,804.94	\$56,175.07	\$57,579.45	\$59,018.93	\$60,494.40	\$62,006.76	\$63,556.94	\$65,145.85	\$66,774.50	\$68,443.87	\$70,154.95	\$71,908.84	19
20	\$48,439.59	\$49,650.58	\$50,891.84	\$52,164.14	\$53,468.23	\$54,804.94	\$56,175.07	\$57,579.45	\$59,018.93	\$60,494.40	\$62,006.76	\$63,556.94	\$65,145.85	\$66,774.50	\$68,443.87	\$70,154.95	\$71,908.84	\$73,706.55	\$75,549.21	20
21	\$53,468.23	\$54,804.94	\$56,175.07	\$57,579.45	\$59,018.93	\$60,494.40	\$62,006.76	\$63,556.94	\$65,145.85	\$66,774.50	\$68,443.87	\$70,154.95	\$71,908.84	\$73,706.55	\$75,549.22	\$77,437.94	\$79,373.89	\$81,358.25	\$83,392.21	21
22	\$59,018.93	\$60,494.40	\$62,006.76	\$63,556.94	\$65,145.85	\$66,774.50	\$68,443.87	\$70,154.95	\$71,908.84	\$73,706.55	\$75,549.22	\$77,437.94	\$79,373.89	\$81,358.25	\$83,392.19	\$85,477.00	\$87,613.93	\$89,804.29	\$92,049.39	22
23	\$65,145.85	\$66,774.50	\$68,443.87	\$70,154.95	\$71,908.84	\$73,706.55	\$75,549.22	\$77,437.94	\$79,373.89	\$81,358.25	\$83,392.19	\$85,477.00	\$87,613.93	\$89,804.29	\$92,049.39	\$94,350.62	\$96,709.40	\$99,127.13	\$101,605.31	23
24	\$71,908.84	\$73,706.55	\$75,549.22	\$77,437.94	\$79,373.89	\$81,358.24	\$83,392.19	\$85,477.00	\$87,613.93	\$89,804.29	\$92,049.39	\$94,350.62	\$96,709.40	\$99,127.13	\$101,605.30	\$104,145.44	\$106,749.07	\$109,417.80	\$112,153.25	24
25	\$79,373.89	\$81,358.24	\$83,392.19	\$85,477.00	\$87,613.93	\$89,804.29	\$92,049.39	\$94,350.62	\$96,709.40	\$99,127.13	\$101,605.30	\$104,145.44	\$106,749.07	\$109,417.80	\$112,153.24	\$114,957.08	\$117,831.00	\$120,776.77	\$123,796.20	25
26	\$87,613.93	\$89,804.29	\$92,049.39	\$94,350.62	\$96,709.40	\$99,127.13	\$101,605.30	\$104,145.44	\$106,749.07	\$109,417.80	\$112,153.24	\$114,957.08	\$117,831.00	\$120,776.77	\$123,796.20	\$126,891.10	\$130,063.37	\$133,314.96	\$136,647.84	26
27	\$96,709.40	\$99,127.13	\$101,605.30	\$104,145.44	\$106,749.07	\$109,417.80	\$112,153.24	\$114,957.08	\$117,831.00	\$120,776.77	\$123,796.20	\$126,891.10	\$130,063.37	\$133,314.96	\$136,647.83	\$140,064.03	\$143,565.63	\$147,154.77	\$150,833.64	27
28	\$112,153.24	\$114,957.08	\$117,831.00	\$120,776.77	\$123,796.20	\$126,891.10	\$130,063.37	\$133,314.96	\$136,647.83	\$140,064.03	\$143,565.63	\$147,154.77	\$150,833.64	\$154,604.48	\$158,469.59	\$162,431.34	\$166,492.12	\$170,654.42	\$174,920.78	28
29	\$136,647.83	\$140,064.03	\$143,565.63	\$147,154.77	\$150,833.64	\$154,604.48	\$158,469.59	\$162,431.34	\$166,492.12	\$170,654.42	\$174,920.79	\$179,293.80	\$183,776.15	\$188,370.55	\$193,079.81	\$197,906.82	\$202,854.49	\$207,925.84	\$213,123.99	29

Above pay plan includes:

2% Pay adjustment as of July 01, 2022 (COLA)



This page intentionally left blank.





2023



**COLUMBUS, GEORGIA CONSOLIDATED GOVERNMENT**  
**FISCAL YEAR 2023**  
**CAPITAL IMPROVEMENT PROGRAM**



This page intentionally left blank.



# INTRODUCTION

---

## CAPITAL PROJECTS BACKGROUND

The Columbus Consolidated Government (“CCG”) has operated a capital program since its consolidation in 1971. The program, which was originally supported by the General, Sewer and Paving operating funds, has historically been used for infrastructure such as road construction, drainage improvements, technology support and miscellaneous project fund reserve. Today, the Sewer and Paving Funds are supported primarily by property tax revenue, while the General Fund is funded from property, utility, sales and other taxes, as well as miscellaneous other revenues.

The Integrated Waste Management Fund was added in 1994 to account for capital projects related to the construction and expansion of landfills. This fund is supported by service charges from residential and commercial waste collection and management.

In addition to Capital Improvement Project (CIP) Funds which are supported by Operating Funds, from time to time CCG finances projects either through debt issuance or contractual debt issued through the Columbus Building Authority (the “Authority”). The Authority was created by Article VII, Sec. VI, Pa. 1 of the Constitution of Georgia of 1945, as amended and ratified at the general election of November 5, 1968 (Ga. L. 1966, Pg. 946). The Authority provides a means to issue revenue certificates to acquire, construct, equip, maintain, and operate self-liquidating projects embracing buildings and facilities for use by the Consolidated Government of Columbus, Georgia. Debt service for Authority issued bonds is funded through the Debt Service Fund, an Operating Fund of CCG.

In 1999, the citizens of Columbus voted to renew the 1993 1¢ Special Local Option Sales Tax (“SPLOST”). The renewed SPLOST provided funding for approximately \$255,000,000 of capital projects used for public safety, economic development, recreation, transportation, a citizens’ service center, storm water drainage improvements, flood abatement, road, street, and bridge construction/repair, a county library, and governmental, proprietary, and administrative purposes of the SPLOST. The projects were financed with equally distributed revenues and constructed as SPLOST cash flow allowed over a nine-year time span. In 2010, SPLOST collections ended.

In July of 2008, the citizens of Columbus voted to approve a new Local Option Sales Tax (referred to as the “Other LOST”) that would allocate a one-cent sales tax to help raise funding for the city. Seventy percent of the tax revenue is devoted to Public Safety. Public safety expenditures have included the addition of 100 police officers, adding new patrol zones, building police precincts, replacing fire stations, building a jail addition, hiring Sheriff personnel, and annually paying every city law enforcement officer a supplement (this year, \$3,852). The remaining thirty percent has been dedicated toward roads, bridges and other much needed infrastructure projects. The tax went into effect on January 1st, 2009.

On July 31, 2012 voters in the River Valley special district, of which Columbus is a part, approved a regional Transportation Special Local Option Sales Tax (“TSPLOST”). Enacted as the Transportation Investment Act of 2010, this legislation authorized the funding of designated transportation projects as determined by a regional roundtable committee of local elected officials from the region and approved by its citizens.

# INTRODUCTION

---

## CAPITAL PROJECTS BUDGET/FUNDING PROCESS

During the operating budget process, departments submit funding requests for new projects. In order to get a total project cost, budget procedure requires requests to be presented over a five-year period to include anticipated operating costs after project completion.

The CIP Committee reviews the funding requests. This Committee is comprised of the department heads associated with the ongoing capital improvement projects. These funding requests are ranked by importance and need in the community and are then forwarded to the City Manager with funding recommendations to be included in the overall Operating Budget.

All funding sources are approved by the City Council. Projects financed by the operating funds are presented in the Annual Operating Budget as inter-fund transfers or within specific departmental budgets. The appropriations are transferred to the relevant CIP funds. Projects may be financed with a variety of sources and, unlike the operating funds, CIP appropriations do not lapse at year-end.

The funding for the **\$368,269,597** of Capital Improvements Projects for the FY2023 budget is financed through the following methods (See summary of financing and projects by service type):

- **\$28,226,228** Operating fund supported:
  - **\$1,375,163** from the Sewer Fund
  - **\$1,031,765** from the Paving Fund
  - **\$0** from the Integrated Waste Fund
  - **\$25,819,300** from Prior Years' Fund Balances
- **\$414,809** from the 1999 Special Purpose Local Option Sales Tax (1999 SPLOST)
- **\$177,732,122** from Columbus Building Authority – Contractual Debt (2003A, 2003B, 2010B, 2010C Issues)
- **\$11,890,593** from the 2009 Other Local Option Sales Tax (2009 Other LOST)
- **\$43,387,361** from the 2012 Transportation Special Purpose Local Option Sales Tax (TSPLOST)
- **\$78,482,038** from the American Rescue Plan (ARPA)
- **\$28,136,446** from the 2021 Special Purpose Local Option Sales Tax (2021 SPLOST)

The total financing for a given project may be available at one time, while the project may take more than one fiscal year to complete. Therefore, financing sources may be higher than the project cost for that fiscal year. In this case, the total financing sources are earmarked and recorded for that project and any balance carried forward to the next fiscal year. For the TSPLOST projects, the anticipated amount to be expended in each of the next five (5) fiscal years has been shown in the detailed section, although the entire amount of the remaining funding for FY22 and beyond has been included in the total financing sources. For recurring expenditures that are anticipated for each of the next five (5) fiscal years, the estimated amount that is expected to be allocated in those future years has been shown. However, it is important to note that ONLY the FY23 apportionment has been adopted as part of the FY2023 Adopted Budget, because according to the City's charter, only one year of budget appropriations can be officially adopted each budget cycle by Council. Apportionment for future years has not yet been approved or adopted and is presented for discussion and planning purposes only.

# INTRODUCTION

---

## CAPITAL PROJECTS OVERVIEW

This document is a comprehensive overview of projects currently funded by the Consolidated Government. The projects are grouped by service type. The project groups are:

### ***\$184,545,396***

**MANAGEMENT** – Incorporated in this group are projects which will impact the general function and management of CCG. Projects may include land acquisition and development, facilities and infrastructure construction and renovation not directly associated with any other service classification. These projects are typically funded with contributions to the CIP Fund from the operating funds. The summary and each service type category and detail pages of the individual projects composing the service type are behind the Management tab.

### ***\$17,448,269***

**PARKS, RECREATION & LEISURE** – All costs associated with the land acquisition and park development, facilities construction and renovation of gymnasiums, museums, recreation centers, marinas, courts, and fields and other facilities and infrastructure associated with recreational and leisure activities. These projects have been primarily financed by the SPLOST but also receive funding from the General Fund, grants and private contributions. The summary and each service type category and detail pages of the individual projects composing the service type are behind the Parks, Recreation & Leisure tab.

### ***\$3,156,339***

**PUBLIC SAFETY/CRIMINAL JUSTICE** – All projects related to the delivery of Courts, Police, Fire, Sheriff, Marshal, Emergency Medical and Correction services are recorded in this section. These projects are typically funded by the General Fund but may be financed through debt and other sources. The summary and each service type category and detail pages of the individual projects composing the service type are behind the Public Safety/Criminal Justice tab.

### ***\$16,757,515***

**DRAINAGE** – Projects classified as drainage are primarily concerned with storm water control, flood prevention and soil conservation. Sewer construction and renovations, open ditch and stream bank stabilization, and retention pond improvements are found in this section. The summary and each service type category and detail pages of the individual projects composing the service type are behind the Drainage tab.

### ***\$23,801,913***

**TRANSPORTATION** - All modes of transportation for motorized and non-motorized vehicular and pedestrian traffic are included here. Projects may be land and right-of-way acquisition, traffic signalization, road, sidewalks, and path or trail construction. Road projects are primarily funded through contributions from the Paving Fund. Other financing sources may include SPLOST or bond issues. The summary and each service type category and detail pages of the individual projects composing the service type are behind the Transportation tab.

## INTRODUCTION

---

### ***\$43,387,361***

**TSPLOST**- All of the projects included in this category have been specifically identified as TSPLOST projects. In 2012, three regions approved by referendum the adoption of the TSPLOST, or Transportation Special Local Option Sales Tax. Columbus/Muscogee lies within the 16-county region known as the River Valley region (T-08). Each month, Muscogee receives a distribution equating to an apportioned amount of TSPLOST collections in the River Valley region as part of its discretionary funding under this tax referendum. Discretionary funds may be used at Council's direction and discretion for transportation projects. The majority of TSPLOST funding is non-discretionary and is allocated according to those projects specifically approved under this taxation program.

### ***\$690,766***

**ENVIRONMENTAL** – This category primarily shows projects associated with the landfills. Other projects may include urban re-forestation, streetscapes and gateway projects. The summary and each service type category and detail pages of the individual projects composing the service type are behind the Environmental tab.

### ***\$78,482,038***

**AMERICAN RESCUE PLAN ACT** – This category primarily shows projects associated with emergency funding received from the US Treasury. Other projects may include public health & safety, infrastructure and economic support. The summary and each service type category and detail pages of the individual projects composing the service type are behind the ARPA tab.

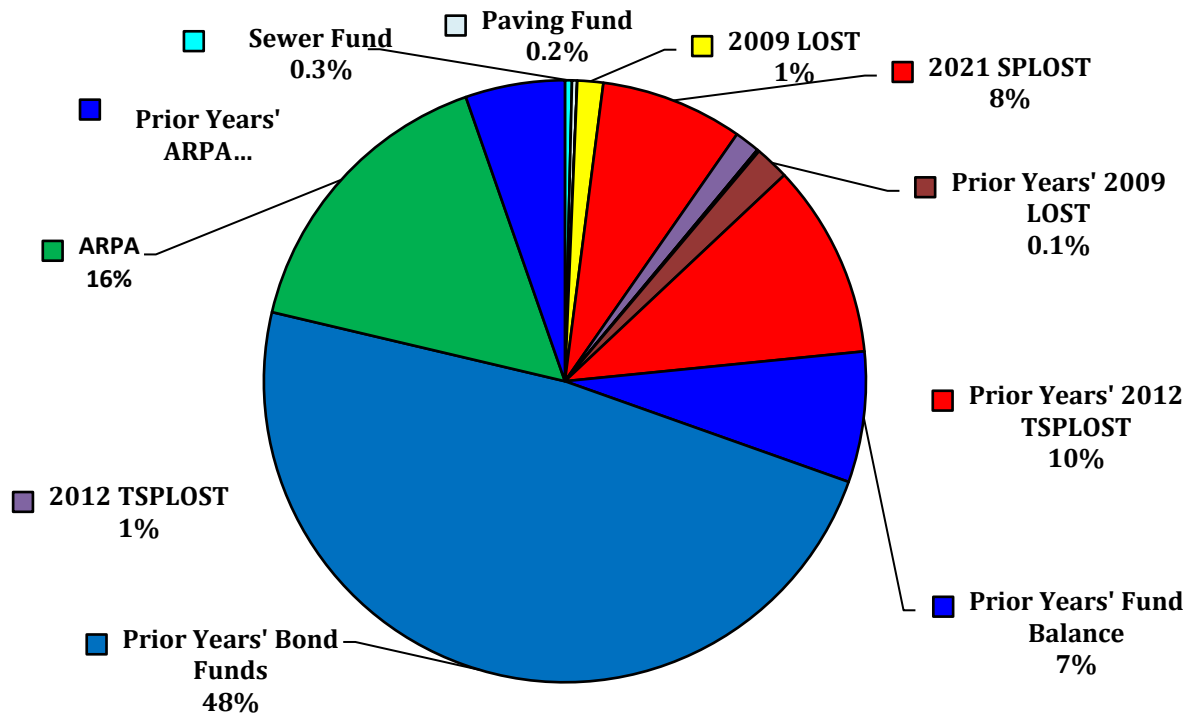
Capital Improvement Projects project budgets may include any of the following basic costs commonly associated with a CIP Project:

- Renovation or expansion of existing facilities
- Initial feasibility study for new facilities/infrastructure
- Land acquisition, site improvements, development
- Construction of new facility/infrastructure
- Management/administrative costs
- Equipment and furnishings associated with the project

# CIP PROJECT SUMMARY

## FY23 FINANCING METHOD

**\$368,269,597**



## FY23 FINANCING FOR PROJECTS

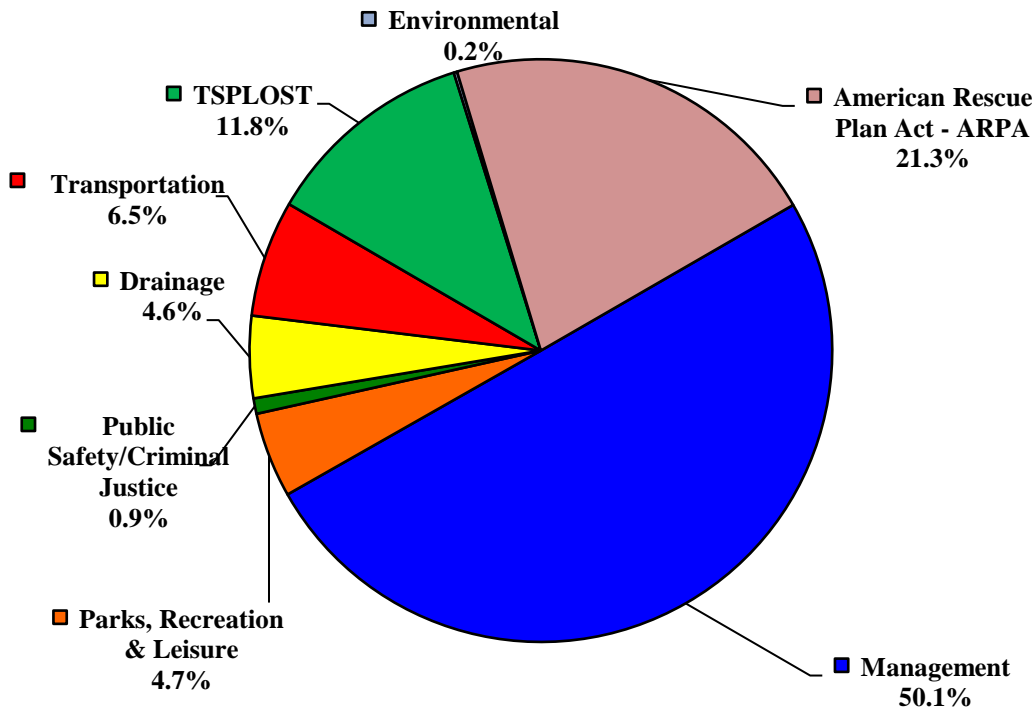
METHOD/SOURCE	AMOUNT
General Fund	\$ -
Sewer Fund	1,375,163
Paving Fund	1,031,765
Integrated Waste Fund	-
Bond Proceeds	-
2009 LOST	5,118,040
2021 SPLOST	28,136,446
2012 TSPLOST	5,000,000
1999 Sales Tax	-
Prior Years' 1999 SPLOST	414,809
Prior Years' 2009 LOST	6,772,553
Prior Years' 2012 TSPLOST	38,387,361
Prior Years' Fund Balance	25,819,300
Prior Years' Bond Funds	177,732,122
ARPA	58,816,814
Prior Years' ARPA	19,665,224
<b>FY23 TOTAL</b>	<b>\$ 368,269,597</b>

# CIP PROJECT SUMMARY

---

## FY23 PROJECT COSTS

**\$368,269,597**



## FY23 PROJECT COSTS

PROJECT TYPE	AMOUNT
Management	\$ 184,545,396
Parks, Recreation & Leisure	17,448,269
Public Safety/Criminal Justice	3,156,339
Drainage	16,757,515
Transportation	23,801,913
TSPLOST	43,387,361
Environmental	690,766
American Rescue Plan Act - ARPA	78,482,038
<b>FY23 TOTAL</b>	<b>\$ 368,269,597</b>



This page intentionally left blank.

## ALL CAPITAL IMPROVEMENT PROJECTS

### FIVE YEAR FORECAST ALL CAPITAL IMPROVEMENT PROJECTS

	Carryforward	FY23	FY24	FY25	FY26	FY27	Total
<b>FUNDING SOURCES</b>							
Operating Funds (General Fund, Paving, Sewer)	\$ 25,819,300	\$ 2,406,928	\$ 1,700,000	\$ 1,734,000	\$ 1,768,680	\$ 2,000,000	\$ 35,428,908
Bond Proceeds	\$ 177,732,122						\$ 177,732,122
Sales Tax (2009 LOST)	\$ 6,772,553	\$ 5,118,040	\$ 3,650,000	\$ 3,705,000	\$ 3,810,000	\$ 3,850,000	\$ 26,905,593
Sales Tax (1999 SPLOST)	\$ 414,809						\$ 414,809
Sales Tax (2021 SPLOST)		\$ 28,136,446	\$ 17,700,000	\$ 17,100,000	\$ 19,150,000	\$ 16,000,000	\$ 98,086,446
TSPLOST	\$ 38,387,361	\$ 5,000,000	\$ 47,900,000	\$ 41,700,000	\$ 19,840,000	\$ 20,700,000	\$ 173,527,361
ARPA	\$ 19,665,224	\$ 58,816,814					\$ 78,482,038
Other	\$ -						
<b>TOTAL FUNDING</b>	<b>\$ 268,791,369</b>	<b>\$ 99,478,228</b>	<b>\$ 70,950,000</b>	<b>\$ 64,239,000</b>	<b>\$ 44,568,680</b>	<b>\$ 42,550,000</b>	<b>\$ 512,095,239</b>
		<b>\$ 368,269,597</b>					
<b>TYPE OF PROJECT</b>							
		<b>FY23</b>	<b>FY24</b>	<b>FY25</b>	<b>FY26</b>	<b>FY27</b>	<b>Total</b>
MANAGEMENT PROJECTS		\$ 184,545,396	\$ 6,557,992	\$ 8,959,000	\$ 3,428,860	\$ 3,500,000	\$ 206,991,248
PARKS, RECREATION AND LEISURE		\$ 17,448,269	\$ 3,800,000	\$ 1,550,000	\$ 5,700,000	\$ 4,000,000	\$ 32,498,269
PUBLIC SAFETY/CRIMINAL JUSTICE		\$ 3,156,339	\$ 6,900,000	\$ 5,750,000	\$ 5,150,000	\$ 5,300,000	\$ 26,256,339
DRAINAGE/STORMWATER PROJECTS		\$ 16,757,515	\$ 1,300,000	\$ 1,430,000	\$ 3,100,000	\$ 3,750,000	\$ 26,337,515
TRANSPORTATION PROJECTS		\$ 23,801,913	\$ 4,050,000	\$ 4,000,000	\$ 6,500,000	\$ 4,450,000	\$ 42,801,913
TSPLOST PROJECTS *		\$ 43,387,361	\$ 47,900,000	\$ 41,700,000	\$ 19,840,000	\$ 20,700,000	\$ 173,527,361
ENVIRONMENTAL/INTEGRATED WASTE		\$ 690,766	\$ 442,008	\$ 850,000	\$ 850,000	\$ 850,000	\$ 3,682,774
AMERICAN RESCUE PLAN ACT		\$ 78,482,038					
<b>TOTAL PROJECT COSTS</b>	<b>\$ -</b>	<b>\$ 368,269,597</b>	<b>\$ 70,950,000</b>	<b>\$ 64,239,000</b>	<b>\$ 44,568,860</b>	<b>\$ 42,550,000</b>	<b>\$ 512,095,419</b>

\* Please note this schedule presumes that TSPLOST projects will take up to 5 years to complete, although their entire costs are included in the FY2023 CIP Budget.





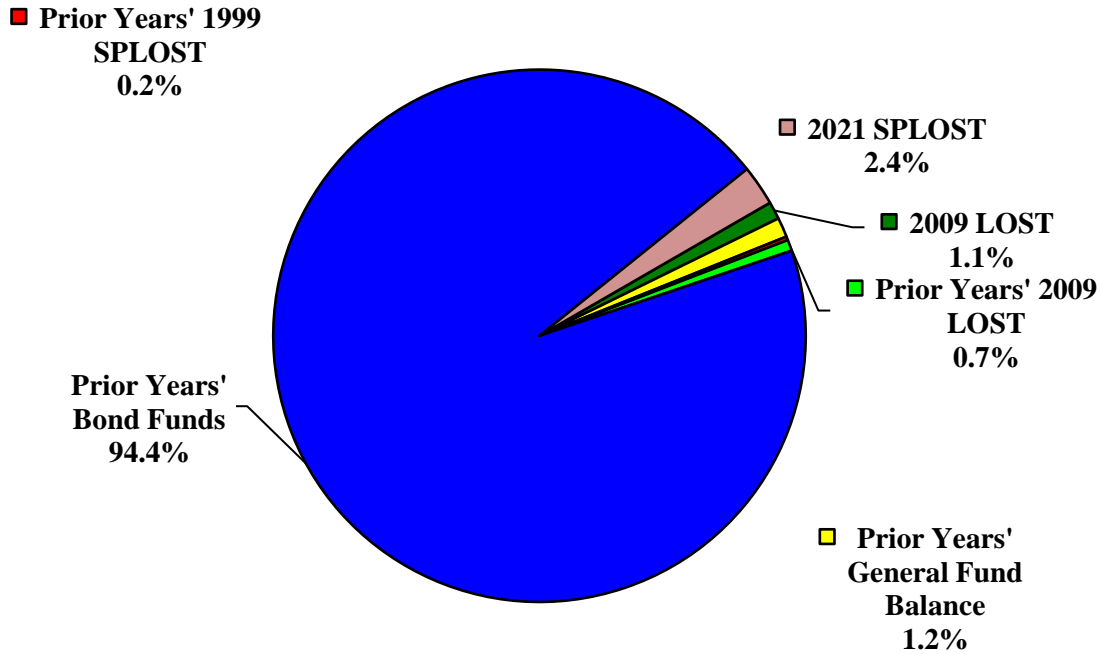
This page intentionally left blank.

# MANAGEMENT SUMMARY

---

## FY23 FINANCING METHOD

**\$184,545,396**



## FY23 FINANCING FOR MANAGEMENT PROJECTS

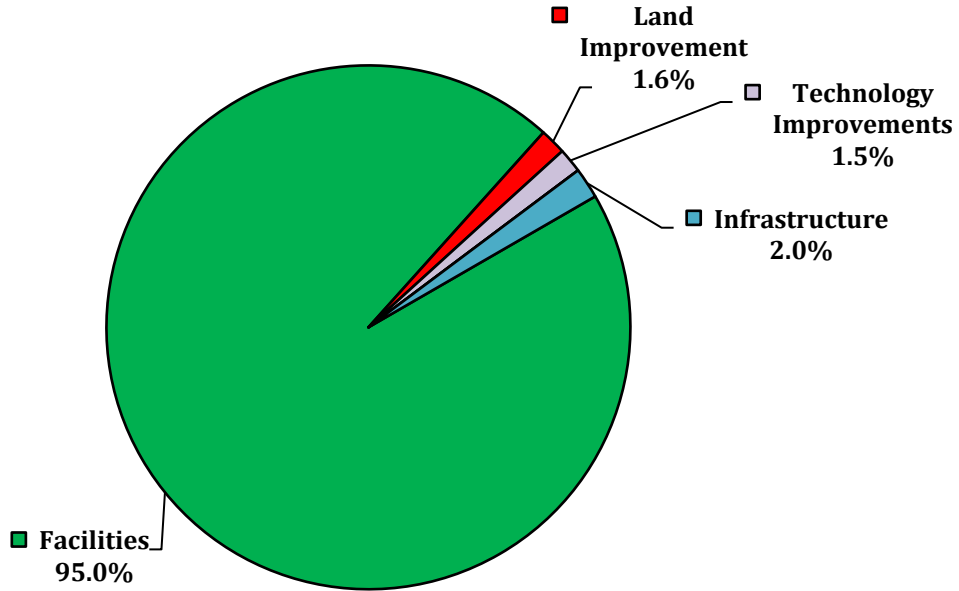
METHOD/SOURCE	AMOUNT
General Fund	\$ -
1999 SPLOST	-
2009 LOST	1,965,808
Prior Years' General Fund Balance	2,194,582
Prior Years' 1999 SPLOST	414,809
Prior Years' 2009 LOST	1,237,785
Prior Years' Bond Funds	174,232,412
2021 SPLOST	4,500,000
<b>FY23 TOTAL</b>	<b>\$ 184,545,396</b>

# MANAGEMENT SUMMARY

---

## FY23 PROJECT COSTS

**\$184,545,396**



## FY23 PROJECT COSTS

TYPE OF PROJECT	AMOUNT
Facilities	\$ 175,283,106
Land Improvement	2,969,576
Technology Improvements	2,792,714
General	
Infrastructure	3,500,000
<b>FY23 TOTAL</b>	<b>\$ 184,545,396</b>

# MANAGEMENT PROJECTS SUMMARY

## FIVE YEAR FORECAST MANAGEMENT CAPITAL IMPROVEMENT PROJECTS

		Carryforward	FY23	FY24	FY25	FY26	Total
<b>FUNDING SOURCES</b>							
Fund Balance		\$ 2,194,582					\$ 2,194,582
Bond Proceeds		\$ 174,232,412					\$ 174,232,412
Sales Tax (2009 LOST)		\$ 1,237,785	\$ 1,965,808				\$ 3,203,593
Sales Tax (1999 SPLOST)		\$ 414,809					\$ 414,809
Sales Tax (2021 SPLOST)			\$ 4,500,000				\$ 4,500,000
Balance Forward							\$ -
<b>TOTAL FUNDING</b>		<b>\$ 178,079,588</b>	<b>\$ 6,465,808</b>	<b>\$ -</b>	<b>\$ -</b>	<b>\$ -</b>	<b>\$ 184,545,396</b>
			<b>\$ 184,545,396</b>				
<b>PROJECT COSTS</b>							
	<b>Type</b>	<b>Prior to FY23</b>	<b>FY23</b>	<b>FY24</b>	<b>FY25</b>	<b>FY26</b>	<b>Total</b>
Bull Creek Golf Course	Facilities	\$ 2,232,308	\$ -				\$ 2,232,308
Oxbow Meadows Development	Facilities	\$ 15,906,781	\$ -				\$ 15,906,781
LOST Facilities	Facilities	\$ -	\$ 167,768				\$ 167,768
Various General Fund	General	\$ -	\$ -				\$ -
Tree Preservation and Replace	Land Improvement	\$ 155,525	\$ 51,569				\$ 207,094
Property Acquisition	Land Improvement	\$ 3,713,899	\$ 45,501				\$ 3,759,400
NFL Improvements	Land Improvement	\$ 8,034,159	\$ 992				\$ 8,035,151
Enterprise Zone	Land Improvement	\$ 4,609,791	\$ 501,318				\$ 5,111,109
Liberty District Redevelopment	Land Improvement	\$ 4,586,183	\$ 413,817				\$ 5,000,000
Health and Pension Reporting	Technology	\$ 148,650	\$ 15,350				\$ 164,000
LOST Information Technology	Technology	\$ 6,368,673	\$ 1,017,769				\$ 7,386,442
Government Center Elevator	Facilities	\$ 467,800	\$ 200				\$ 468,000
FEMA-GEMA Lindsey	Land Improvement	\$ 661,321	\$ -				\$ 661,321
FEMA-GEMA Riverwalk	Land Improvement	\$ 445,235	\$ -				\$ 445,235
FEMA-GEMA Bradley Circle	Land Improvement	\$ 267,502	\$ -				\$ 267,502
Energov Upgrade	Facilities	\$ 314,515	\$ 102,596				\$ 417,111
New Gas Pumps and Generators	Facilities	\$ 135,000	\$ 115,000				\$ 250,000
Bull Creek Golf Course Club House	Facilities	\$ 178,701	\$ 463				\$ 179,164
Government Center Uninterruptible	Facilities	\$ 67,563	\$ 437				\$ 68,000
Government Center Flooding Repairs	Facilities	\$ 2,118,071	\$ 73,203				\$ 2,191,274
Barngover Cathryn Drive	Land Improvement	\$ 721,460	\$ 1,456,379				\$ 2,177,839
Cooling Tower Government Center Repairs	Facilities	\$ 72,043	\$ 957				\$ 73,000
311 Constituent Management System	Technology	\$ 227,761	\$ 229,595				\$ 457,356
GA Ports Authority Remediation	Facilities	\$ 648,738	\$ 51,262				\$ 700,000
Health Department Repairs	Facilities	\$ -	\$ 40,000				\$ 40,000
Annex Generator Replacement	Facilities	\$ -	\$ 80,000				\$ 80,000
Recycling Center Repairs	Facilities	\$ -	\$ 30,000				\$ 30,000
Water Heater Replacement	Facilities	\$ -	\$ 10,000				\$ 10,000
City Fiber Upgrade	Technology	\$ -	\$ 800,000				\$ 800,000
Eagle Recorder Cloud Implementation	Technology	\$ -	\$ 80,000				\$ 80,000
GIS System Aerial Imagery Upgrade	Technology	\$ -	\$ 150,000				\$ 150,000
Synovus Building Purchase	Facilities	\$ 24,520,040	\$ -				\$ 24,520,040
Synovus Building Renovations	Facilities	\$ 1,984,565	\$ 24,949,519				\$ 26,934,084
New Courthouse/Judicial Center	Facilities	\$ 738,644	\$ 149,282,893				\$ 150,021,537
Public Works Building Improvements	Facilities	\$ 15,342	\$ 4,658				\$ 20,000
Front Avenue Garage Wall Repair	Facilities	\$ -	\$ 50,000				\$ 50,000
Fuel Pump Improvements	Facilities	\$ -	\$ 20,000				\$ 20,000
Heavy Equipment/Vehicles - Public Works	Infrastructure	\$ -	\$ 533,861				\$ 533,861
Heavy Equipment/Vehicles - Parks & Rec	Infrastructure	\$ -	\$ 466,139				\$ 466,139
Information Technology Enhancements	Technology	\$ -	\$ 500,000				\$ 500,000
Civic Center Improvements	Infrastructure	\$ -	\$ 2,500,000				\$ 2,500,000
Economic Development NFL	Land Improvement	\$ -	\$ 500,000				\$ 500,000
Mandatory R-22 A/C Replacement	Facilities	\$ 429,578	\$ 304,150				\$ 733,728
<b>TOTAL PROJECT COSTS</b>		<b>\$ 79,769,848</b>	<b>\$ 184,545,396</b>	<b>\$ -</b>	<b>\$ -</b>	<b>\$ -</b>	<b>\$ 264,315,244</b>

Capital Improvement Program  
Management

## BULL CREEK GOLF COURSE

<b>PROJECT NAME:</b>	Bull Creek Golf Course		
<b>PROJECT DESCRIPTION:</b>	Renovation of Bull Creek Golf Course, including upgrades to irrigation systems, drainage, turf, sand bunkers, tee boxes, greens and cart paths		
<b>BENEFIT TO THE COMMUNITY:</b>	Improved public golf course amenity for citizens and visitors to Columbus for recreational and instructional purposes, as well as practice for local teams		
<b>OPERATING BUDGET IMPACT:</b>	Reduced operational risk for repairs or maintenance to golf course		
<b>MANAGING DEPARTMENT:</b>	BULL CREEK	<b>PROJECT TYPE:</b>	MANAGEMENT
<b>ACCOUNT CODE:</b>	0540 695 2129	<b>PROJECT NO:</b>	50502

	Prior Years	FY23	Total
<b>FUNDING SOURCES</b>			
Fund Balance			
Bond Proceeds			
Sales Tax (1999 SPLOST)	\$ 2,232,308		\$ 2,232,308
Other			
Balance Forward			
<b>TOTAL FUNDING SOURCES</b>	<b>\$ 2,232,308</b>	<b>\$ -</b>	<b>\$ 2,232,308</b>
<b>PROJECT COSTS</b>			
Professional Services			
Legal			
Architect/Engineering	\$ 181,549		\$ 181,549
Appraisal/Negotiations			
Construction	\$ 2,050,759		\$ 2,050,759
Land Acquisition			
Furnishings & Equipment			
<b>BUDGETED EXPENDITURES</b>	<b>\$ 2,232,308</b>	<b>\$ -</b>	<b>\$ 2,232,308</b>
<b>BALANCE</b>	<b>\$ -</b>	<b>\$ -</b>	<b>\$ -</b>

## 2009 LOST: FACILITIES MAINTENANCE

<b>PROJECT NAME:</b>	LOST Facilities		
<b>PROJECT DESCRIPTION:</b>	Funding for repairs, long term maintenance, and upgrades to facilities owned and operated by the City		
<b>BENEFIT TO THE COMMUNITY:</b>	Maintains facilities for use by citizens and visitors as well as employees of City		
<b>OPERATING BUDGET IMPACT:</b>	Reduced repair and maintenance costs		
<b>MANAGING DEPARTMENT:</b>	PUBLIC WORKS	<b>PROJECT TYPE:</b>	INFRASTRUCTURE
<b>ACCOUNT CODE:</b>	0109 260 9901	<b>PROJECT NO:</b>	96001

	Prior Years	FY23	Total
<b>FUNDING SOURCES</b>			
Fund Balance			
Bond Proceeds			
Sales Tax (2009 LOST)		\$ 167,768	\$ 167,768
Other			
Balance Forward			
<b>TOTAL FUNDING SOURCES</b>	<b>\$ -</b>	<b>\$ 167,768</b>	<b>\$ 167,768</b>
<b>PROJECT COSTS</b>			
Professional Services		\$ 167,768	\$ 167,768
Legal			
Architect/Engineering			
Appraisal/Negotiations			
Construction			
Land Acquisition			
Furnishings & Equipment			
<b>BUDGETED EXPENDITURES</b>	<b>\$ -</b>	<b>\$ 167,768</b>	<b>\$ 167,768</b>
<b>BALANCE</b>	<b>\$ -</b>	<b>\$ -</b>	<b>\$ -</b>

## TREE PRESERVATION AND REPLACEMENT

<b>PROJECT NAME:</b>	Tree Preservation and Replacement		
<b>PROJECT DESCRIPTION:</b>	Funding for the replacement and preservation of trees throughout Muscogee County		
<b>BENEFIT TO THE COMMUNITY:</b>	Preserves environmental integrity of Columbus/Muscogee County by planting or preserving existing tree population; improves aesthetics and environmental health for citizens and property owners		
<b>OPERATING BUDGET IMPACT:</b>	No impact on operational budget		
<b>MANAGING DEPARTMENT:</b>	VARIOUS	<b>PROJECT TYPE:</b>	MANAGEMENT
<b>ACCOUNT CODE:</b>	0508 660 1000	<b>PROJECT NO:</b>	22193

	Prior Years	FY23	Total
<b>FUNDING SOURCES</b>			
Fund Balance- General Fund	\$ 207,094		\$ 207,094
Bond Proceeds			
Sales Tax			
Other			
Balance Forward		\$ 51,569	
<b>TOTAL FUNDING SOURCES</b>	<b>\$ 207,094</b>	<b>\$ 51,569</b>	<b>\$ 207,094</b>
<b>PROJECT COSTS</b>			
Professional Services	\$ 155,525	\$ 51,569	\$ 207,094
Legal			
Architect/Engineering			
Appraisal/Negotiations			
Construction			
Land Acquisition			
Furnishings & Equipment			
<b>BUDGETED EXPENDITURES</b>	<b>\$ 155,525</b>	<b>\$ 51,569</b>	<b>\$ 207,094</b>
<b>BALANCE</b>	<b>\$ 51,569</b>	<b>\$ -</b>	<b>\$ -</b>

## PROPERTY ACQUISITION

<b>PROJECT NAME:</b>	Property Acquisition		
<b>PROJECT DESCRIPTION:</b>	Funding to facilitate City's real estate purchases, including legal fees, surveys, appraisals, environmental assessments, demolitions, and site costs		
<b>BENEFIT TO THE COMMUNITY:</b>	Necessary element of community development and improvement		
<b>OPERATING BUDGET IMPACT:</b>	No impact on operational budget		
<b>MANAGING DEPARTMENT:</b>	PLANNING/REAL ESTATE	<b>PROJECT TYPE:</b>	MANAGEMENT
<b>ACCOUNT CODE:</b>	0508 660 1000	<b>PROJECT NO:</b>	22194

	Prior Years	FY23	Total
<b>FUNDING SOURCES</b>			
Fund Balance- General Fund	\$ 3,759,400		\$ 3,759,400
Bond Proceeds			
Sales Tax			
Other			
Balance Forward		\$ 45,501	
<b>TOTAL FUNDING SOURCES</b>	<b>\$ 3,759,400</b>	<b>\$ 45,501</b>	<b>\$ 3,759,400</b>
<b>PROJECT COSTS</b>			
Professional Services			
Legal	\$ 11,714		\$ 11,714
Architect/Engineering			
Appraisal/Negotiations	\$ 17,673		\$ 17,673
Construction			
Land Acquisition	\$ 3,649,512	\$ 45,501	\$ 3,695,013
Furnishings & Equipment	\$ 35,000		\$ 35,000
<b>BUDGETED EXPENDITURES</b>	<b>\$ 3,713,899</b>	<b>\$ 45,501</b>	<b>\$ 3,759,400</b>
<b>BALANCE</b>	<b>\$ 45,501</b>	<b>\$ -</b>	<b>\$ -</b>



## NEED FOR LAND (FT BENNING) IMPROVEMENTS

<b>PROJECT NAME:</b>	NFL Improvements		
<b>PROJECT DESCRIPTION:</b>	Acquisition of approximately 2,500 acres of land which was part of the Fort Benning Military Reservation and construction of roads and utilities there		
<b>BENEFIT TO THE COMMUNITY:</b>	Spur industrial, commercial and residential growth and development in the area		
<b>OPERATING BUDGET IMPACT:</b>	No impact on operational budget		
<b>MANAGING DEPARTMENT:</b>	REAL ESTATE	<b>PROJECT TYPE:</b>	ECONOMIC DEVELOPMENT
<b>ACCOUNT CODE:</b>	0540 695 2133	<b>PROJECT NO:</b>	50601

	Prior Years	FY23	Total
<b>FUNDING SOURCES</b>			
Fund Balance			
Bond Proceeds			
Sales Tax (1999 SPLOST)	\$ 8,035,151		\$ 8,035,151
Other			
Balance Forward		\$ 992	
<b>TOTAL FUNDING SOURCES</b>	<b>\$ 8,035,151</b>	<b>\$ 992</b>	<b>\$ 8,035,151</b>
<b>PROJECT COSTS</b>			
Professional Services	\$ 154,985		\$ 154,985
Legal	\$ 13,929		\$ 13,929
Architect/Engineering	\$ 1,326,028		\$ 1,326,028
Appraisal/Negotiations	\$ 27,546		\$ 27,546
Construction	\$ 3,580,736	\$ 992	\$ 3,581,728
Land Acquisition	\$ 2,590,687		\$ 2,590,687
Furnishings & Equipment	\$ 340,248		
<b>BUDGETED EXPENDITURES</b>	<b>\$ 8,034,159</b>	<b>\$ 992</b>	<b>\$ 7,694,903</b>
<b>BALANCE</b>	<b>\$ 992</b>	<b>\$ -</b>	<b>\$ 340,248</b>

## ENTERPRISE ZONE

<b>PROJECT NAME:</b>	Enterprise Zone		
<b>PROJECT DESCRIPTION:</b>	Acquire and develop land for commercial and industrial purposes, infrastructure, relocation assistance, demolition and site preparation.		
<b>BENEFIT TO THE COMMUNITY:</b>	Improved commercial, industrial and residential development to facilitate economic growth as well as improved working and living environments for citizens and property owners.		
<b>OPERATING BUDGET IMPACT:</b>	No impact on operational budget		
<b>MANAGING DEPARTMENT:</b>	PLANNING/REAL ESTATE 0540 695 2131 and 0559 800 2160	<b>PROJECT TYPE:</b>	ECONOMIC DEVELOPMENT
<b>ACCOUNT CODE:</b>		<b>PROJECT NO:</b>	22942, 50603, 82070

	Prior Years	FY23	Total
<b>FUNDING SOURCES</b>			
Fund Balance	\$ 1,550,345		\$ 1,550,345
Bond Proceeds	\$ 24,080		\$ 24,080
Sales Tax (1999 SPLOST)	\$ 3,536,684		\$ 3,536,684
Other			
Balance Forward		\$ 501,318	
<b>TOTAL FUNDING SOURCES</b>	<b>\$ 5,111,109</b>	<b>\$ 501,318</b>	<b>\$ 5,111,109</b>
<b>PROJECT COSTS</b>			
Professional Services	\$ 765,358		\$ 765,358
Legal	\$ 45,092		\$ 45,092
Architect/Engineering	\$ 250,770		\$ 250,770
Appraisal/Negotiations	\$ 18,150		\$ 18,150
Construction	\$ 179,236	\$ 501,318	\$ 680,554
Land Acquisition	\$ 3,331,685		\$ 3,331,685
Furnishings & Equipment	\$ 19,500		\$ 19,500
<b>BUDGETED EXPENDITURES</b>	<b>\$ 4,609,791</b>	<b>\$ 501,318</b>	<b>\$ 5,111,109</b>
<b>BALANCE</b>	<b>\$ 501,318</b>	<b>\$ -</b>	<b>\$ -</b>

## LIBERTY DISTRICT REDEVELOPMENT

<b>PROJECT NAME:</b>	Liberty District Redevelopment		
<b>PROJECT DESCRIPTION:</b>	Redevelopment of Liberty District, the area surrounding the historically and culturally significant Liberty Theater.		
<b>BENEFIT TO THE COMMUNITY:</b>	Improved residential and commercial amenities to attract patrons and visitors which enhances economic vitality of the area		
<b>OPERATING BUDGET IMPACT:</b>	No impact on operational budget		
<b>MANAGING DEPARTMENT:</b>	REAL ESTATE	<b>PROJECT TYPE:</b>	ECONOMIC DEVELOPMENT
<b>ACCOUNT CODE:</b>	0540 695 2134	<b>PROJECT NO:</b>	50604, 50620, 50621, 50622, 50623

	Prior Years	FY23	Total
<b>FUNDING SOURCES</b>			
Fund Balance			
Bond Proceeds			
Sales Tax (1999 SPLOST)	\$ 5,000,000		\$ 5,000,000
Other			
Balance Forward		\$ 413,817	
<b>TOTAL FUNDING SOURCES</b>	<b>\$ 5,000,000</b>	<b>\$ 413,817</b>	<b>\$ 5,000,000</b>
<b>PROJECT COSTS</b>			
Professional Services	\$ 40		\$ 40
Legal	\$ 39,439		\$ 39,439
Architect/Engineering	\$ 102,044		\$ 102,044
Appraisal/Negotiations	\$ 46,163		\$ 46,163
Construction	\$ 2,073,572	\$ 413,817	\$ 2,487,389
Land Acquisition	\$ 2,323,934		\$ 2,323,934
Furnishings & Equipment	\$ 991		\$ 991
<b>BUDGETED EXPENDITURES</b>	<b>\$ 4,586,183</b>	<b>\$ 413,817</b>	<b>\$ 5,000,000</b>
<b>BALANCE</b>	<b>\$ 413,817</b>	<b>\$ -</b>	<b>\$ -</b>

## HEALTH AND PENSION REPORTING

<b>PROJECT NAME:</b>	Health and Pension Reports		
<b>PROJECT DESCRIPTION:</b>	Funding for actuarial services for Other Post Employment Benefits		
<b>BENEFIT TO THE COMMUNITY:</b>	Provides employees and retirees necessary information regarding post employment benefits and ensures compliance with statutory and other requirement		
<b>OPERATING BUDGET IMPACT:</b>	No impact on operational budget		
<b>MANAGING DEPARTMENT:</b>	HUMAN RESOURCES/ FINANCE	<b>PROJECT TYPE:</b>	MANAGEMENT
<b>ACCOUNT CODE:</b>	0508 660 1000	<b>PROJECT NO:</b>	22234

	Prior Years	FY23	Total
<b>FUNDING SOURCES</b>			
Fund Balance- General Fund	\$ 164,000		\$ 164,000
Bond Proceeds			
Sales Tax			
Other			
Balance Forward		\$ 15,350	
<b>TOTAL FUNDING SOURCES</b>	<b>\$ 164,000</b>	<b>\$ 15,350</b>	<b>\$ 164,000</b>
<b>PROJECT COSTS</b>			
Professional Services	\$ 131,775	\$ 15,350	\$ 147,125
Legal	\$ 16,875		\$ 16,875
Architect/Engineering			
Appraisal/Negotiations			
Construction			
Land Acquisition			
Furnishings & Equipment			
<b>BUDGETED EXPENDITURES</b>	<b>\$ 148,650</b>	<b>\$ 15,350</b>	<b>\$ 164,000</b>
<b>BALANCE</b>	<b>\$ 15,350</b>	<b>\$ -</b>	<b>\$ -</b>

## 2009 OTHER LOST: INFORMATION TECHNOLOGY

<b>PROJECT NAME:</b>	LOST Information Technology		
<b>PROJECT DESCRIPTION:</b>	Funding for technological investment and improvement at the City.		
<b>BENEFIT TO THE COMMUNITY:</b>	Improves operational efficiencies of staff to provide better quality service to citizens.		
<b>OPERATING BUDGET IMPACT:</b>	No impact on operational budget		
<b>MANAGING DEPARTMENT:</b>	INFORMATION TECHNOLOGY	<b>PROJECT TYPE:</b>	MANAGEMENT
<b>ACCOUNT CODE:</b>	0109 210 9901	<b>PROJECT NO:</b>	90001, 90002

	Prior Years	FY23	Total
<b>FUNDING SOURCES</b>			
Fund Balance			
Bond Proceeds			
Sales Tax (2009 LOST)	\$ 7,136,442	\$ 250,000	\$ 7,386,442
Other			
Balance Forward		\$ 767,769	
<b>TOTAL FUNDING SOURCES</b>	<b>\$ 7,136,442</b>	<b>\$ 1,017,769</b>	<b>\$ 7,386,442</b>
<b>PROJECT COSTS</b>			
Professional Services	\$ 2,505,484		\$ 2,505,484
Legal			
Architect/Engineering			
Appraisal/Negotiations			
Construction			
Land Acquisition			
Furnishings & Equipment	\$ 3,863,189	\$ 1,017,769	\$ 4,880,958
<b>BUDGETED EXPENDITURES</b>	<b>\$ 6,368,673</b>	<b>\$ 1,017,769</b>	<b>\$ 7,386,442</b>
<b>BALANCE</b>	<b>\$ 767,769</b>	<b>\$ -</b>	<b>\$ -</b>

## GOVERNMENT CENTER ELEVATORS

<b>PROJECT NAME:</b>	Govt Center Elevator		
<b>PROJECT DESCRIPTION:</b>	Repair or replace existng elevator systems in the Government Center, which are so old replacement parts and service are no longer available		
<b>BENEFIT TO THE COMMUNITY:</b>	Improved safety and convenience for citizens and visitors using the Government Centers as well as employees who work in the building		
<b>OPERATING BUDGET IMPACT:</b>	No impact on operational budget		
<b>MANAGING DEPARTMENT:</b>	PUBLIC WORKS	<b>PROJECT TYPE:</b>	MANAGEMENT
<b>ACCOUNT CODE:</b>	0109 260 9901	<b>PROJECT NO:</b>	96023

	Prior Years	FY23	Total
<b>FUNDING SOURCES</b>			
Fund Balance			
Bond Proceeds			
Sales Tax (2009 LOST)	\$ 468,000		\$ 468,000
Other			
Balance Forward		\$ 200	
<b>TOTAL FUNDING SOURCES</b>	<b>\$ 468,000</b>	<b>\$ 200</b>	<b>\$ 468,000</b>
<b>PROJECT COSTS</b>			
Professional Services			
Legal			
Architect/Engineering			
Appraisal/Negotiations			
Construction	\$ 467,800	\$ 200	\$ 468,000
Land Acquisition			
Furnishings & Equipment			
<b>BUDGETED EXPENDITURES</b>	<b>\$ 467,800</b>	<b>\$ 200</b>	<b>\$ 468,000</b>
<b>BALANCE</b>	<b>\$ 200</b>	<b>\$ -</b>	<b>\$ -</b>

## FEMA/GEMA - LINDSEY DEC 2015 STORM DAMAGE

<b>PROJECT NAME:</b>	FEMA/GEMA - Lindsey Dec 2015 Storm Damage		
<b>PROJECT DESCRIPTION:</b>	Maintenance, repair, and reconstruction due from storm damage in December 2015 to the integrity of certain roadways		
<b>BENEFIT TO THE COMMUNITY:</b>	Provides a safer and more efficient roadway system for citizens, commuters, property owners and residents		
<b>OPERATING BUDGET IMPACT:</b>	Funds are leveraged with State of Georgia Department of Transportation (DOT) funds.		
<b>MANAGING DEPARTMENT:</b>	Engineering/Public Works	<b>PROJECT TYPE:</b>	MANAGEMENT
<b>ACCOUNT CODE:</b>	0508 660 1000	<b>PROJECT TYPE:</b>	22946

	Prior Years	FY23	Total
<b>FUNDING SOURCES</b>			
Fund Balance	\$ 661,321		\$ 661,321
Bond Proceeds			
Sales Tax (2009 LOST)			
Other			
Balance Forward			
<b>TOTAL FUNDING SOURCES</b>	<b>\$ 661,321</b>	<b>\$ -</b>	<b>\$ 661,321</b>
<b>PROJECT COSTS</b>			
Professional Services			
Legal			
Architect/Engineering	\$ 661,321		\$ 661,321
Appraisal/Negotiations			
Construction			
Land Acquisition			
Furnishings & Equipment			
<b>BUDGETED EXPENDITURES</b>	<b>\$ 661,321</b>	<b>\$ -</b>	<b>\$ 661,321</b>
<b>BALANCE</b>	<b>\$ -</b>	<b>\$ -</b>	<b>\$ -</b>

## FEMA/GEMA - RIVERWALK DEC 2015 STORM DAMAGE

<b>PROJECT NAME:</b>	FEMA/GEMA - Riverwalk Dec 2015 Storm Damage		
<b>PROJECT DESCRIPTION:</b>	Maintenance, repair, and reconstruction due from storm damage in December 2015 to the Riverwalk which includes lights		
<b>BENEFIT TO THE COMMUNITY:</b>	Maintain extensive network of walking and biking trails which are used for recreation, sport and leisure by visitors and citizens		
<b>OPERATING BUDGET IMPACT:</b>	Funds are leveraged with State of GA Dept. of Transportation (DOT) funds. Funding reduces pressure on operating funds		
<b>MANAGING DEPARTMENT:</b>	Engineering/Public Works	<b>PROJECT TYPE:</b>	MANAGEMENT
<b>ACCOUNT CODE:</b>	0508 660 1000	<b>PROJECT NO:</b>	22947

	Prior Years	FY23	Total
<b>FUNDING SOURCES</b>			
Fund Balance	\$ 445,235		\$ 445,235
Bond Proceeds			
Sales Tax (2009 LOST)			
Other			
Balance Forward			
<b>TOTAL FUNDING SOURCES</b>	<b>\$ 445,235</b>	<b>\$ -</b>	<b>\$ 445,235</b>
<b>PROJECT COSTS</b>			
Professional Services			
Legal			
Architect/Engineering	\$ 445,235		\$ 445,235
Appraisal/Negotiations			
Construction			
Land Acquisition			
Furnishings & Equipment			
<b>BUDGETED EXPENDITURES</b>	<b>\$ 445,235</b>	<b>\$ -</b>	<b>\$ 445,235</b>
<b>BALANCE</b>	<b>\$ -</b>	<b>\$ -</b>	<b>\$ -</b>



## FEMA/GEMA BRADLEY CIRCLE DEC. 2015 STORM DAMAGE

<b>PROJECT NAME:</b>	FEMA/GEMA Bradley Circle Dec. 2015 Storm Damage		
<b>PROJECT DESCRIPTION:</b>	Maintenance, repair, and reconstruction due from storm damage in December 2015 to the integrity of certain roadways		
<b>BENEFIT TO THE COMMUNITY:</b>	Provides a safer and more efficient roadway system for citizens, commuters, property owners and residents		
<b>OPERATING BUDGET IMPACT:</b>	Funds are leveraged with State of GA Dept. of Transportation (DOT) funds. Funding reduces pressure on operating funds		
<b>MANAGING DEPARTMENT:</b>	Engineering/Public Works	<b>PROJECT TYPE:</b>	MANAGEMENT
<b>ACCOUNT CODE:</b>	0508 660 1000	<b>PROJECT NO:</b>	22948

	Prior Years	FY23	Total
<b>FUNDING SOURCES</b>			
Fund Balance	\$ 267,502		\$ 267,502
Bond Proceeds			
Sales Tax (2009 LOST)			
Other			
Balance Forward			
<b>TOTAL FUNDING SOURCES</b>	<b>\$ 267,502</b>	<b>\$ -</b>	<b>\$ 267,502</b>
<b>PROJECT COSTS</b>			
Professional Services			
Legal			
Architect/Engineering	\$ 267,502		\$ 267,502
Appraisal/Negotiations			
Construction			
Land Acquisition			
Furnishings & Equipment			
<b>BUDGETED EXPENDITURES</b>	<b>\$ 267,502</b>	<b>\$ -</b>	<b>\$ 267,502</b>
<b>BALANCE</b>	<b>\$ -</b>	<b>\$ -</b>	<b>\$ -</b>

## ENERGOV UPGRADE

<b>PROJECT NAME:</b>	Energov Upgrade		
<b>PROJECT DESCRIPTION:</b>	Consultation and implementation services for upgrade of Energov system which is used by multiple departments within the city		
<b>BENEFIT TO THE COMMUNITY:</b>	Improved efficiencies and accuracies for recording and tracking City assets		
<b>OPERATING BUDGET IMPACT:</b>	No impact on operational budget		
<b>MANAGING DEPARTMENT:</b> INFORMATION			
<b>ACCOUNT CODE:</b> 0109 210 9901		<b>PROJECT TYPE:</b> MANAGEMENT	<b>PROJECT NO:</b> 90003

	Prior Years	FY23	Total
<b>FUNDING SOURCES</b>			
Fund Balance			
Bond Proceeds			
Sales Tax (2009 LOST)	\$ 359,070	\$ 58,040	\$ 417,110
Other			
Balance Forward		\$ 44,555	
<b>TOTAL FUNDING SOURCES</b>	<b>\$ 359,070</b>	<b>\$ 102,595</b>	<b>\$ 417,110</b>
<b>PROJECT COSTS</b>			
Professional Services	\$ 314,515	\$ 102,596	\$ 417,111
Legal			
Architect/Engineering			
Appraisal/Negotiations			
Construction			
Land Acquisition			
Furnishings & Equipment			
<b>BUDGETED EXPENDITURES</b>	<b>\$ 314,515</b>	<b>\$ 102,596</b>	<b>\$ 417,111</b>
<b>BALANCE</b>	<b>\$ 44,555</b>	<b>\$ -</b>	<b>\$ -</b>

## NEW GAS PUMPS AND GENERATORS

<b>PROJECT NAME:</b>	New Gas Pumps and Generators		
<b>PROJECT DESCRIPTION:</b>	Replace existing pumps and generators at the Fleet Station		
<b>BENEFIT TO THE COMMUNITY:</b>	Improved efficiencies and accuracies for recording fueling costs at all departments across the City		
<b>OPERATING BUDGET IMPACT:</b>	Reduces fueling costs by purchasing at a discounted rate		
<b>MANAGING DEPARTMENT:</b>	PUBLIC WORKS	<b>PROJECT TYPE:</b>	MANAGEMENT
<b>ACCOUNT CODE:</b>	0109 260 9901	<b>PROJECT NO:</b>	96056

	Prior Years	FY23	Total
<b>FUNDING SOURCES</b>			
Fund Balance			
Bond Proceeds			
Sales Tax (2009 LOST)	\$ 250,000		\$ 250,000
Other			
Balance Forward		\$ 115,000	
<b>TOTAL FUNDING SOURCES</b>	<b>\$ 250,000</b>	<b>\$ 115,000</b>	<b>\$ 250,000</b>
<b>PROJECT COSTS</b>			
Professional Services			
Legal			
Architect/Engineering			
Appraisal/Negotiations			
Construction	\$ 135,000	\$ 115,000	\$ 250,000
Land Acquisition			
Furnishings & Equipment			
<b>BUDGETED EXPENDITURES</b>	<b>\$ 135,000</b>	<b>\$ 115,000</b>	<b>\$ 250,000</b>
<b>BALANCE</b>	<b>\$ 115,000</b>	<b>\$ -</b>	<b>\$ -</b>

## RE-ROOF BULL CREEK GOLF CLUB HOUSE

<b>PROJECT NAME:</b>	Re-roof Bull Creek Golf Club House		
<b>PROJECT DESCRIPTION:</b>	Repair building roof at Bull Creek Golf Course Club House		
<b>BENEFIT TO THE COMMUNITY:</b>	Improved safety for employees, citizens and visitors who work and use the Bull Creek Club House		
<b>OPERATING BUDGET IMPACT:</b>	No impact on operational budget		
<b>MANAGING DEPARTMENT:</b>	PUBLIC WORKS	<b>PROJECT TYPE:</b>	MANAGEMENT
<b>ACCOUNT CODE:</b>	0109 260 9901	<b>PROJECT NO:</b>	96057

	Prior Years	FY23	Total
<b>FUNDING SOURCES</b>			
Fund Balance			
Bond Proceeds			
Sales Tax (2009 LOST)	\$ 179,164		\$ 179,164
Other			
Balance Forward		\$ 463	
<b>TOTAL FUNDING SOURCES</b>	<b>\$ 179,164</b>	<b>\$ 463</b>	<b>\$ 179,164</b>
<b>PROJECT COSTS</b>			
Professional Services			
Legal			
Architect/Engineering			
Appraisal/Negotiations			
Construction	\$ 178,701	\$ 463	\$ 179,164
Land Acquisition			
Furnishings & Equipment			
<b>BUDGETED EXPENDITURES</b>	<b>\$ 178,701</b>	<b>\$ 463</b>	<b>\$ 179,164</b>
<b>BALANCE</b>	<b>\$ 463</b>	<b>\$ -</b>	<b>\$ -</b>

## GOVERNMENT CENTER UNINTERRUPTIBLE POWER SUPPLY

<b>PROJECT NAME:</b>	Government Center Uninterruptible		
<b>PROJECT DESCRIPTION:</b>	Uninterruptible power supply for Critical Systems at the Government Center		
<b>BENEFIT TO THE COMMUNITY:</b>	Ensuring that critical systems remain running in the event of extended power outage		
<b>OPERATING BUDGET IMPACT:</b>	No impact on operational budget		
<b>MANAGING DEPARTMENT:</b>	PUBLIC WORKS	<b>PROJECT TYPE:</b>	MANAGEMENT
<b>ACCOUNT CODE:</b>	0109 260 9901	<b>PROJECT NO:</b>	96053

	Prior Years	FY23	Total
<b>FUNDING SOURCES</b>			
Fund Balance			
Bond Proceeds			
Sales Tax (2009 LOST)	\$ 68,000		\$ 68,000
Other			
Balance Forward		\$ 437	
<b>TOTAL FUNDING SOURCES</b>	<b>\$ 68,000</b>	<b>\$ 437</b>	<b>\$ 68,000</b>
<b>PROJECT COSTS</b>			
Professional Services			
Legal			
Architect/Engineering			
Appraisal/Negotiations			
Construction			
Land Acquisition			
Furnishings & Equipment	\$ 67,563	\$ 437	\$ 68,000
<b>BUDGETED EXPENDITURES</b>	<b>\$ 67,563</b>	<b>\$ 437</b>	<b>\$ 68,000</b>
<b>BALANCE</b>	<b>\$ 437</b>	<b>\$ -</b>	<b>\$ -</b>

## GOVERNMENT CENTER FLOODING REPAIRS

<b>PROJECT NAME:</b>	Government Center Flooding Repairs		
<b>PROJECT DESCRIPTION:</b>	Maintenance, repair, and reconstruction due from water damage from a water pipe that busted in June 2018		
<b>BENEFIT TO THE COMMUNITY:</b>	Provides a safer and cleaner environment or citizens, employees, and visitors to the Government Center		
<b>OPERATING BUDGET IMPACT:</b>	No impact on operational budget		
<b>MANAGING DEPARTMENT:</b>	VARIOUS	<b>PROJECT TYPE:</b>	MANAGEMENT
<b>ACCOUNT CODE:</b>	0508 660 1000	<b>PROJECT NO:</b>	22953

	Prior Years	FY23	Total
<b>FUNDING SOURCES</b>			
Fund Balance	\$ 2,191,274		\$ 2,191,274
Bond Proceeds			
Sales Tax (2009 LOST)			
Other			
Balance Forward		\$ 73,203	
<b>TOTAL FUNDING SOURCES</b>	<b>\$ 2,191,274</b>	<b>\$ 73,203</b>	<b>\$ 2,191,274</b>
<b>PROJECT COSTS</b>			
Professional Services			
Legal			
Architect/Engineering			
Appraisal/Negotiations			
Construction	\$ 2,118,071	\$ 73,203	\$ 2,191,274
Land Acquisition			
Furnishings & Equipment			
<b>BUDGETED EXPENDITURES</b>	<b>\$ 2,118,071</b>	<b>\$ 73,203</b>	<b>\$ 2,191,274</b>
<b>BALANCE</b>	<b>\$ 73,203</b>	<b>\$ -</b>	<b>\$ -</b>

## BARNGROVER CATHRYN DRIVE

<b>PROJECT NAME:</b>	Barngrover Cathryn Drive		
<b>PROJECT DESCRIPTION:</b>	The demolition of the property. Once the site is cleared, soil will be tested and replaced as needed and the faulty sewer and drainage system will be replaced. After that, a new house will be built.		
<b>BENEFIT TO THE COMMUNITY:</b>	Rid the community of the vacant property that has stood for over 20 years.		
<b>OPERATING BUDGET IMPACT:</b>	No impact on operational budget		
<b>MANAGING DEPARTMENT:</b>	VARIOUS	<b>PROJECT TYPE:</b>	MANAGEMENT
<b>ACCOUNT CODE:</b>	0508 660 1000	<b>PROJECT NO:</b>	22167

	Prior Years	FY23	Total
<b>FUNDING SOURCES</b>			
Fund Balance	\$ 2,177,839		\$ 2,177,839
Bond Proceeds			
Sales Tax			
Other			
Balance Forward		\$ 1,456,379	
<b>TOTAL FUNDING SOURCES</b>	<b>\$ 2,177,839</b>	<b>\$ 1,456,379</b>	<b>\$ 2,177,839</b>
<b>PROJECT COSTS</b>			
Professional Services	\$ 5,119		
Legal			
Architect/Engineering	\$ 118,690		
Appraisal/Negotiations			
Construction	\$ 597,651	\$ 1,456,379	\$ 2,054,030
Land Acquisition			
Furnishings & Equipment			
<b>BUDGETED EXPENDITURES</b>	<b>\$ 721,460</b>	<b>\$ 1,456,379</b>	<b>\$ 2,054,030</b>
<b>BALANCE</b>	<b>\$ 1,456,379</b>	<b>\$ -</b>	<b>\$ -</b>

## COOLING TOWER GOVERNMENT CENTER REPAIRS

<b>PROJECT NAME:</b>	Cooling Tower Government Center Repairs		
<b>PROJECT DESCRIPTION:</b>	Rebuilding the cooling tower in government center		
<b>BENEFIT TO THE COMMUNITY:</b>	Provides a safer and cleaner environment for citizens, employees, and visitors to the Government Center		
<b>OPERATING BUDGET IMPACT:</b>	No impact on operational budget		
<b>MANAGING DEPARTMENT:</b>	PUBLIC WORKS	<b>PROJECT TYPE:</b>	MANAGEMENT
<b>ACCOUNT CODE:</b>	0109 260 9901	<b>PROJECT NO:</b>	96061

	Prior Years	FY23	Total
<b>FUNDING SOURCES</b>			
Fund Balance			
Bond Proceeds			
Sales Tax (2009 LOST)	\$ 73,000		\$ 73,000
Other			
Balance Forward		\$ 957	
<b>TOTAL FUNDING SOURCES</b>	<b>\$ 73,000</b>	<b>\$ 957</b>	<b>\$ 73,000</b>
<b>PROJECT COSTS</b>			
Professional Services			
Legal			
Architect/Engineering			
Appraisal/Negotiations			
Construction	\$ 72,043	\$ 957	\$ 73,000
Land Acquisition			
Furnishings & Equipment			
<b>BUDGETED EXPENDITURES</b>	<b>\$ 72,043</b>	<b>\$ 957</b>	<b>\$ 73,000</b>
<b>BALANCE</b>	<b>\$ 957</b>	<b>\$ -</b>	<b>\$ -</b>



## 311 CONSTITUENT MANAGEMENT SYSTEM

<b>PROJECT NAME:</b>	311 Constituent Management System		
<b>PROJECT DESCRIPTION:</b>	Create automated and streamlined citizen service delivery		
<b>BENEFIT TO THE COMMUNITY:</b>	A greater ability to meet the growing desire for citizens to digitally self-service their needs		
<b>OPERATING BUDGET IMPACT:</b>	No impact on operational budget		
<b>MANAGING DEPARTMENT:</b>	INFORMATION TECHNOLOGY	<b>PROJECT TYPE:</b>	MANAGEMENT
<b>ACCOUNT CODE:</b>	0109 210 9901	<b>PROJECT NO:</b>	90004

	Prior Years	FY23	Total
<b>FUNDING SOURCES</b>			
Fund Balance			
Bond Proceeds			
Sales Tax (2009 LOST)	\$ 457,356		\$ 457,356
Other			
Balance Forward		\$ 229,595	
<b>TOTAL FUNDING SOURCES</b>	<b>\$ 457,356</b>	<b>\$ 229,595</b>	<b>\$ 457,356</b>
<b>PROJECT COSTS</b>			
Professional Services	\$ 227,761	\$ 229,595	\$ 457,356
Legal			
Architect/Engineering			
Appraisal/Negotiations			
Construction			
Land Acquisition			
Furnishings & Equipment			
<b>BUDGETED EXPENDITURES</b>	<b>\$ 227,761</b>	<b>\$ 229,595</b>	<b>\$ 457,356</b>
<b>BALANCE</b>	<b>\$ 229,595</b>	<b>\$ -</b>	<b>\$ -</b>

## GA PORTS AUTHORITY REMEDIATION

<b>PROJECT NAME:</b>	GA Ports Authority Remediation		
<b>PROJECT DESCRIPTION:</b>	Demolition of tanks and structures across from South Commons Softball Complex		
<b>BENEFIT TO THE COMMUNITY:</b>	Provides a safer and cleaner environment for citizens, employees, and visitors to the Softball Complex		
<b>OPERATING BUDGET IMPACT:</b>	No impact on operational budget		
<b>MANAGING DEPARTMENT:</b>	VARIOUS	<b>PROJECT TYPE:</b>	MANAGEMENT
<b>ACCOUNT CODE:</b>	0508 660 1000	<b>PROJECT NO:</b>	22957

	Prior Years	FY23	Total
<b>FUNDING SOURCES</b>			
Fund Balance	\$ 700,000		\$ 700,000
Bond Proceeds			
Sales Tax			
Other			
Balance Forward		\$ 51,262	
<b>TOTAL FUNDING SOURCES</b>	<b>\$ 700,000</b>	<b>\$ 51,262</b>	<b>\$ 700,000</b>
<b>PROJECT COSTS</b>			
Professional Services			
Legal			
Architect/Engineering			
Appraisal/Negotiations			
Construction	\$ 648,738	\$ 51,262	\$ 700,000
Land Acquisition			
Furnishings & Equipment			
<b>BUDGETED EXPENDITURES</b>	<b>\$ 648,738</b>	<b>\$ 51,262</b>	<b>\$ 700,000</b>
<b>BALANCE</b>	<b>\$ 51,262</b>	<b>\$ -</b>	<b>\$ -</b>

## HEALTH DEPARTMENT REPAIRS

<b>PROJECT NAME:</b>	Health Department Repairs		
<b>PROJECT DESCRIPTION:</b>	Maintenance, repairs, and reconstruction to the updated Health Department.		
<b>BENEFIT TO THE COMMUNITY:</b>	Provides a safer and cleaner environment for citizens, employees, and visitors to the Health Department.		
<b>OPERATING BUDGET IMPACT:</b>	No impact on operational budget		
<b>MANAGING DEPARTMENT:</b>	PUBLIC WORKS	<b>PROJECT TYPE:</b>	MANAGEMENT
<b>ACCOUNT CODE:</b>	0109 260 9901	<b>PROJECT NO:</b>	96094

	Prior Years	FY23	Total
<b>FUNDING SOURCES</b>			
Fund Balance			
Bond Proceeds			
Sales Tax (2009 LOST)		\$ 40,000	\$ 40,000
Other			
Balance Forward			
<b>TOTAL FUNDING SOURCES</b>	<b>\$ -</b>	<b>\$ 40,000</b>	<b>\$ 40,000</b>
<b>PROJECT COSTS</b>			
Professional Services			
Legal			
Architect/Engineering			
Appraisal/Negotiations			
Construction		\$ 40,000	\$ 40,000
Land Acquisition			
Furnishings & Equipment			
<b>BUDGETED EXPENDITURES</b>	<b>\$ -</b>	<b>\$ 40,000</b>	<b>\$ 40,000</b>
<b>BALANCE</b>	<b>\$ -</b>	<b>\$ -</b>	<b>\$ -</b>

## ANNEX GENERATOR REPLACEMENT

<b>PROJECT NAME:</b>	Annex Generator Replacement		
<b>PROJECT DESCRIPTION:</b>	Replacement and controls of the Annex Generator.		
<b>BENEFIT TO THE COMMUNITY:</b>	Provides a safer back up generator for citizens, employees, and visitors to the Annex Complex		
<b>OPERATING BUDGET IMPACT:</b>	No impact on operational budget		
<b>MANAGING DEPARTMENT:</b>	PUBLIC WORKS	<b>PROJECT TYPE:</b>	MANAGEMENT
<b>ACCOUNT CODE:</b>	0109 260 9901	<b>PROJECT NO:</b>	96095

	Prior Years	FY23	Total
<b>FUNDING SOURCES</b>			
Fund Balance			
Bond Proceeds			
Sales Tax (2009 LOST)		\$ 80,000	\$ 80,000
Other			
Balance Forward			
<b>TOTAL FUNDING SOURCES</b>	<b>\$ -</b>	<b>\$ 80,000</b>	<b>\$ 80,000</b>
<b>PROJECT COSTS</b>			
Professional Services			
Legal			
Architect/Engineering			
Appraisal/Negotiations			
Construction			
Land Acquisition			
Furnishings & Equipment		\$ 80,000	\$ 80,000
<b>BUDGETED EXPENDITURES</b>	<b>\$ -</b>	<b>\$ 80,000</b>	<b>\$ 80,000</b>
<b>BALANCE</b>	<b>\$ -</b>	<b>\$ -</b>	<b>\$ -</b>

## RECYCLING CENTER REPAIRS

<b>PROJECT NAME:</b>	Recycling Center Repairs		
<b>PROJECT DESCRIPTION:</b>	Maintenance, repairs, and reconstruction to the Recycling Center		
<b>BENEFIT TO THE COMMUNITY:</b>	Provides a safer and cleaner environment for citizens, employees, and visitors to the Recycling Center.		
<b>OPERATING BUDGET IMPACT:</b>	No impact on operational budget		
<b>MANAGING DEPARTMENT:</b>	PUBLIC WORKS	<b>PROJECT TYPE:</b>	MANAGEMENT
<b>ACCOUNT CODE:</b>	0109 260 9901	<b>PROJECT NO:</b>	96096

	Prior Years	FY23	Total
<b>FUNDING SOURCES</b>			
Fund Balance			
Bond Proceeds			
Sales Tax (2009 LOST)		\$ 30,000	\$ 30,000
Other			
Balance Forward			
<b>TOTAL FUNDING SOURCES</b>	<b>\$ -</b>	<b>\$ 30,000</b>	<b>\$ 30,000</b>
<b>PROJECT COSTS</b>			
Professional Services			
Legal			
Architect/Engineering			
Appraisal/Negotiations			
Construction			
Land Acquisition			
Furnishings & Equipment		\$ 30,000	\$ 30,000
<b>BUDGETED EXPENDITURES</b>	<b>\$ -</b>	<b>\$ 30,000</b>	<b>\$ 30,000</b>
<b>BALANCE</b>	<b>\$ -</b>	<b>\$ -</b>	<b>\$ -</b>

## WATER HEATER REPLACEMENT

<b>PROJECT NAME:</b>	Water Heater Replacement		
<b>PROJECT DESCRIPTION:</b>	Replacement of Hot Water Heater.		
<b>BENEFIT TO THE COMMUNITY:</b>	Provides a safer water heater for citizens, employees, and visitors.		
<b>OPERATING BUDGET IMPACT:</b>	No impact on operational budget		
<b>MANAGING DEPARTMENT:</b>	PUBLIC WORKS	<b>PROJECT TYPE:</b>	MANAGEMENT
<b>ACCOUNT CODE:</b>	0109 260 9901	<b>PROJECT NO:</b>	96099

	Prior Years	FY23	Total
<b>FUNDING SOURCES</b>			
Fund Balance			
Bond Proceeds			
Sales Tax (2009 LOST)		\$ 10,000	\$ 10,000
Other			
Balance Forward			
<b>TOTAL FUNDING SOURCES</b>	<b>\$ -</b>	<b>\$ 10,000</b>	<b>\$ 10,000</b>
<b>PROJECT COSTS</b>			
Professional Services			
Legal			
Architect/Engineering			
Appraisal/Negotiations			
Construction			
Land Acquisition			
Furnishings & Equipment		\$ 10,000	\$ 10,000
<b>BUDGETED EXPENDITURES</b>	<b>\$ -</b>	<b>\$ 10,000</b>	<b>\$ 10,000</b>
<b>BALANCE</b>	<b>\$ -</b>	<b>\$ -</b>	<b>\$ -</b>

## CITY FIBER UPGRADE

<b>PROJECT NAME:</b>	City Fiber Upgrade		
<b>PROJECT DESCRIPTION:</b>	Consultation and implementation services for upgrade of City Fiber system which is used by multiple departments within the city.		
<b>BENEFIT TO THE COMMUNITY:</b>	Improved efficiencies and accuracies for the city departments.		
<b>OPERATING BUDGET IMPACT:</b>	Minimal impact on operational budget		
<b>MANAGING DEPARTMENT:</b>	INFORMATION TECHNOLOGY	<b>PROJECT TYPE:</b>	MANAGEMENT
<b>ACCOUNT CODE:</b>	0109 210 9901	<b>PROJECT NO:</b>	90006

	Prior Years	FY23	Total
<b>FUNDING SOURCES</b>			
Fund Balance			
Bond Proceeds			
Sales Tax (2009 LOST)		\$ 800,000	\$ 800,000
Other			
Balance Forward			
<b>TOTAL FUNDING SOURCES</b>	<b>\$ -</b>	<b>\$ 800,000</b>	<b>\$ 800,000</b>
<b>PROJECT COSTS</b>			
Professional Services		\$ 800,000	\$ 800,000
Legal			
Architect/Engineering			
Appraisal/Negotiations			
Construction			
Land Acquisition			
Furnishings & Equipment			
<b>BUDGETED EXPENDITURES</b>	<b>\$ -</b>	<b>\$ 800,000</b>	<b>\$ 800,000</b>
<b>BALANCE</b>	<b>\$ -</b>	<b>\$ -</b>	<b>\$ -</b>

## EAGLE RECORDER CLOUD IMPLEMENTATION

<b>PROJECT NAME:</b>	Eagle Recorder Cloud Implementation		
<b>PROJECT DESCRIPTION:</b>	Consultation and implementation of the Eagle Recorder Cloud. The system is used by different departments in the city.		
<b>BENEFIT TO THE COMMUNITY:</b>	Improves the cloud and process of several departments.		
<b>OPERATING BUDGET IMPACT:</b>	No impact on operational budget		
<b>MANAGING DEPARTMENT:</b>	INFORMATION TECHNOLOGY	<b>PROJECT TYPE:</b>	MANAGEMENT
<b>ACCOUNT CODE:</b>	0109 210 9901	<b>PROJECT NO:</b>	90007

	Prior Years	FY23	Total
<b>FUNDING SOURCES</b>			
Fund Balance			
Bond Proceeds			
Sales Tax (2009 LOST)		\$ 80,000	\$ 80,000
Other			
Balance Forward			
<b>TOTAL FUNDING SOURCES</b>	<b>\$ -</b>	<b>\$ 80,000</b>	<b>\$ 80,000</b>
<b>PROJECT COSTS</b>			
Professional Services		\$ 80,000	\$ 80,000
Legal			
Architect/Engineering			
Appraisal/Negotiations			
Construction			
Land Acquisition			
Furnishings & Equipment			
<b>BUDGETED EXPENDITURES</b>	<b>\$ -</b>	<b>\$ 80,000</b>	<b>\$ 80,000</b>
<b>BALANCE</b>	<b>\$ -</b>	<b>\$ -</b>	<b>\$ -</b>



## GIS SYSTEM AERIAL IMAGERY UPGRADE

<b>PROJECT NAME:</b>	GIS System Aerial Imagery Upgrade		
<b>PROJECT DESCRIPTION:</b>	Implementation of the GIS system to improve the aerial imagery. This helps and benefits the Columbus Consolidated Government.		
<b>BENEFIT TO THE COMMUNITY:</b>	The system will help improve the GIS imagery for citizens, employees, and the consolidated government.		
<b>OPERATING BUDGET IMPACT:</b>	No impact on operational budget		
<b>MANAGING DEPARTMENT:</b>	INFORMATION TECHNOLOGY	<b>PROJECT TYPE:</b>	MANAGEMENT
<b>ACCOUNT CODE:</b>	0109 210 9901	<b>PROJECT NO:</b>	90008

	Prior Years	FY23	Total
<b>FUNDING SOURCES</b>			
Fund Balance			
Bond Proceeds			
Sales Tax (2009 LOST)		\$ 150,000	\$ 150,000
Other			
Balance Forward			
<b>TOTAL FUNDING SOURCES</b>	\$ -	\$ 150,000	\$ 150,000
<b>PROJECT COSTS</b>			
Professional Services		\$ 150,000	\$ 150,000
Legal			
Architect/Engineering			
Appraisal/Negotiations			
Construction			
Land Acquisition			
Furnishings & Equipment			
<b>BUDGETED EXPENDITURES</b>	\$ -	\$ 150,000	\$ 150,000
<b>BALANCE</b>	\$ -	\$ -	\$ -

## SYNOVUS BUILDING PURCHASE

<b>PROJECT NAME:</b>	Synovus Building Purchase		
<b>PROJECT DESCRIPTION:</b>	To record the purchase of the Synovus Building and prepaid rent. Reclassify the CBA portion of the earnest money.		
<b>BENEFIT TO THE COMMUNITY:</b>	The purchase of the Synovus building to become the new Government Center.		
<b>OPERATING BUDGET IMPACT:</b>	No impact on operational budget		
<b>MANAGING DEPARTMENT:</b>	FINANCE	<b>PROJECT TYPE:</b>	MANAGEMENT
	0565 803 2300, 0566		
<b>ACCOUNT CODE:</b>	804 2400	<b>PROJECT NO:</b>	85101, 85105

	Prior Years	FY23	Total
<b>FUNDING SOURCES</b>			
Fund Balance			
Bond Proceeds	\$ 24,520,040		\$ 24,520,040
Sales Tax			
Other			
Balance Forward			
<b>TOTAL FUNDING SOURCES</b>	<b>\$ 24,520,040</b>	<b>\$ -</b>	<b>\$ 24,520,040</b>
<b>PROJECT COSTS</b>			
Professional Services			
Legal			
Architect/Engineering			
Appraisal/Negotiations			
Construction			
Land Acquisition	\$ 24,520,040		\$ 24,520,040
Furnishings & Equipment			
<b>BUDGETED EXPENDITURES</b>	<b>\$ 24,520,040</b>	<b>\$ -</b>	<b>\$ 24,520,040</b>
<b>BALANCE</b>	<b>\$ -</b>	<b>\$ -</b>	<b>\$ -</b>

## SYNOVUS BUILDING RENOVATIONS

<b>PROJECT NAME:</b>	Synovus Building Renovations		
<b>PROJECT DESCRIPTION:</b>	Renovations to the Synovus Building to become the new Government Center.		
<b>BENEFIT TO THE COMMUNITY:</b>	To make the building safer and up to code for the employees and citizens.		
<b>OPERATING BUDGET IMPACT:</b>	No impact on operational budget		
<b>MANAGING DEPARTMENT:</b>	ENGINEERING 0565 803 2300, 0566	<b>PROJECT TYPE:</b>	MANAGEMENT
<b>ACCOUNT CODE:</b>	804 2400	<b>PROJECT NO:</b>	85102, 85106

	Prior Years	FY23	Total
<b>FUNDING SOURCES</b>			
Fund Balance			
Bond Proceeds	\$ 26,934,084		\$ 26,934,084
Sales Tax			
Other			
Balance Forward		\$ 24,949,519	
<b>TOTAL FUNDING SOURCES</b>	<b>\$ 26,934,084</b>	<b>\$ 24,949,519</b>	<b>\$ 26,934,084</b>
<b>PROJECT COSTS</b>			
Professional Services	\$ 927,542	\$ 1,000,000	\$ 1,927,542
Legal			
Architect/Engineering			
Appraisal/Negotiations			
Construction	\$ 1,057,023	\$ 23,949,519	\$ 25,006,542
Land Acquisition			
Furnishings & Equipment			
<b>BUDGETED EXPENDITURES</b>	<b>\$ 1,984,565</b>	<b>\$ 24,949,519</b>	<b>\$ 26,934,084</b>
<b>BALANCE</b>	<b>\$ 24,949,519</b>	<b>\$ -</b>	<b>\$ -</b>

## NEW COURTHOUSE/JUDICIAL CENTER CONSTRUCTION

<b>PROJECT NAME:</b>	New Courthouse/Judicial Center Construction		
<b>PROJECT DESCRIPTION:</b>	New construction for the Judicial Center and Court House.		
<b>BENEFIT TO THE COMMUNITY:</b>	A new updated and safer courthouse for employees and citizens.		
<b>OPERATING BUDGET IMPACT:</b>	No impact on operational budget		
<b>MANAGING DEPARTMENT:</b>	ENGINEERING	<b>PROJECT TYPE:</b>	MANAGEMENT
<b>ACCOUNT CODE:</b>	0568 696 3116	<b>PROJECT NO:</b>	85200

	Prior Years	FY23	Total
<b>FUNDING SOURCES</b>			
Fund Balance			
Bond Proceeds	\$ 150,021,537		\$ 150,021,537
Sales Tax			
Other			
Balance Forward		\$ 149,282,893	
<b>TOTAL FUNDING SOURCES</b>	<b>\$ 150,021,537</b>	<b>\$ 149,282,893</b>	<b>\$ 150,021,537</b>
<b>PROJECT COSTS</b>			
Professional Services		\$ 20,000,000	\$ 20,000,000
Legal			
Architect/Engineering			
Appraisal/Negotiations			
Construction	\$ 738,644	\$ 129,282,893	\$ 130,021,537
Land Acquisition			
Furnishings & Equipment			
<b>BUDGETED EXPENDITURES</b>	<b>\$ 738,644</b>	<b>\$ 149,282,893</b>	<b>\$ 150,021,537</b>
<b>BALANCE</b>	<b>\$ 149,282,893</b>	<b>\$ -</b>	<b>\$ -</b>

## PUBLIC WORKS BUILDING IMPROVEMENTS

<b>PROJECT NAME:</b>	Public Works Building Improvements		
<b>PROJECT DESCRIPTION:</b>	improving safety issues at the Public Works Building.		
<b>BENEFIT TO THE COMMUNITY:</b>	Provides a safer and cleaner environment for citizens and employees.		
<b>OPERATING BUDGET IMPACT:</b>	No impact on operational budget		
<b>MANAGING DEPARTMENT:</b>	PUBLIC WORKS	<b>PROJECT TYPE:</b>	MANAGEMENT
<b>ACCOUNT CODE:</b>	0109 260 9901	<b>PROJECT NO:</b>	96089

	Prior Years	FY23	Total
<b>FUNDING SOURCES</b>			
Fund Balance			
Bond Proceeds			
Sales Tax (2009 LOST)	\$ 20,000		\$ 20,000
Other			
Balance Forward		\$ 4,658	
<b>TOTAL FUNDING SOURCES</b>	<b>\$ 20,000</b>	<b>\$ 4,658</b>	<b>\$ 20,000</b>
<b>PROJECT COSTS</b>			
Professional Services			
Legal			
Architect/Engineering			
Appraisal/Negotiations			
Construction			
Land Acquisition			
Furnishings & Equipment	\$ 15,342	\$ 4,658	\$ 20,000
<b>BUDGETED EXPENDITURES</b>	<b>\$ 15,342</b>	<b>\$ 4,658</b>	<b>\$ 20,000</b>
<b>BALANCE</b>	<b>\$ 4,658</b>	<b>\$ -</b>	<b>\$ -</b>

## FRONT AVENUE GARAGE WALL REPAIR

<b>PROJECT NAME:</b>	Front Avenue Garage Wall Repair		
<b>PROJECT DESCRIPTION:</b>	improving all issues with the Front Avenue Garage Wall		
<b>BENEFIT TO THE COMMUNITY:</b>	Provides a safer and cleaner environment for citizens and employees.		
<b>OPERATING BUDGET IMPACT:</b>	No impact on operational budget		
<b>MANAGING DEPARTMENT:</b>	PUBLIC WORKS	<b>PROJECT TYPE:</b>	MANAGEMENT
<b>ACCOUNT CODE:</b>	0109 260 9901	<b>PROJECT NO:</b>	96092

	Prior Years	FY23	Total
<b>FUNDING SOURCES</b>			
Fund Balance			
Bond Proceeds			
Sales Tax (2009 LOST)	\$ 50,000		\$ 50,000
Other			
Balance Forward		\$ 50,000	
<b>TOTAL FUNDING SOURCES</b>	<b>\$ 50,000</b>	<b>\$ 50,000</b>	<b>\$ 50,000</b>
<b>PROJECT COSTS</b>			
Professional Services			
Legal			
Architect/Engineering			
Appraisal/Negotiations			
Construction		\$ 50,000	\$ 50,000
Land Acquisition			
Furnishings & Equipment			
<b>BUDGETED EXPENDITURES</b>	<b>\$ -</b>	<b>\$ 50,000</b>	<b>\$ 50,000</b>
<b>BALANCE</b>	<b>\$ 50,000</b>	<b>\$ -</b>	<b>\$ -</b>

## FUEL PUMP IMPROVEMENTS

<b>PROJECT NAME:</b>	Fuel Pump Improvements		
<b>PROJECT DESCRIPTION:</b>	Improving the fuel pumps at the Fleet Station		
<b>BENEFIT TO THE COMMUNITY:</b>	Improve efficiencies and accuracies at the fuel pump which benefits all departments across the City.		
<b>OPERATING BUDGET IMPACT:</b>	No impact on operational budget		
<b>MANAGING DEPARTMENT:</b>	PUBLIC WORKS	<b>PROJECT TYPE:</b>	MANAGEMENT
<b>ACCOUNT CODE:</b>	0109 260 9901	<b>PROJECT NO:</b>	96093

	Prior Years	FY23	Total
<b>FUNDING SOURCES</b>			
Fund Balance			
Bond Proceeds			
Sales Tax (2009 LOST)	\$ 20,000		\$ 20,000
Other			
Balance Forward		\$ 20,000	
<b>TOTAL FUNDING SOURCES</b>	<b>\$ 20,000</b>	<b>\$ 20,000</b>	<b>\$ 20,000</b>
<b>PROJECT COSTS</b>			
Professional Services			
Legal			
Architect/Engineering			
Appraisal/Negotiations			
Construction		\$ 20,000	\$ 20,000
Land Acquisition			
Furnishings & Equipment			
<b>BUDGETED EXPENDITURES</b>	<b>\$ -</b>	<b>\$ 20,000</b>	<b>\$ 20,000</b>
<b>BALANCE</b>	<b>\$ 20,000</b>	<b>\$ -</b>	<b>\$ -</b>

## HEAVY EQUIPMENT/VEHICLES - PUBLIC WORKS

<b>PROJECT NAME:</b>	Heavy Equipment/Vehicles - Public Works		
<b>PROJECT DESCRIPTION:</b>	Acquisition of upgraded vehicles and equipment. To include but not limited to tractors, trailers, dump trucks, services vehicles, passenger vans, and other vehicles and equipment.		
<b>BENEFIT TO THE COMMUNITY:</b>	Infrastructure improvements allowing CCG to provide quality service to the citizens.		
<b>OPERATING BUDGET IMPACT:</b>	No impact on operational budget		
<b>MANAGING DEPARTMENT:</b>	PUBLIC WORKS	<b>PROJECT TYPE:</b>	MANAGEMENT
<b>ACCOUNT CODE:</b>	0567 696 3115	<b>PROJECT NO:</b>	54450

	Prior Years	FY23	Total
<b>FUNDING SOURCES</b>			
Fund Balance			
Bond Proceeds			
Sales Tax (2021 SPLOST)		\$ 533,861	\$ 533,861
Other			
Balance Forward			
<b>TOTAL FUNDING SOURCES</b>	<b>\$ -</b>	<b>\$ 533,861</b>	<b>\$ 533,861</b>
<b>PROJECT COSTS</b>			
Professional Services			
Legal			
Architect/Engineering			
Appraisal/Negotiations			
Construction			
Land Acquisition			
Furnishings & Equipment		\$ 533,861	\$ 533,861
<b>BUDGETED EXPENDITURES</b>	<b>\$ -</b>	<b>\$ 533,861</b>	<b>\$ 533,861</b>
<b>BALANCE</b>	<b>\$ -</b>	<b>\$ -</b>	<b>\$ -</b>



## HEAVY EQUIPMENT/VEHICLES - PARKS & RECREATION

<b>PROJECT NAME:</b>	Heavy Equipment/Vehicles - Parks & Recreation		
<b>PROJECT DESCRIPTION:</b>	Acquisition of upgraded vehicles and equipment. To include but not limited to tractors, trailers, dump trucks, services vehicles, passenger vans, and other vehicles and equipment.		
<b>BENEFIT TO THE COMMUNITY:</b>	Infrastructure improvements allowing CCG to provide quality service to the citizens.		
<b>OPERATING BUDGET IMPACT:</b>	No impact on operational budget		
<b>MANAGING DEPARTMENT:</b>	PUBLIC WORKS	<b>PROJECT TYPE:</b>	MANAGEMENT
<b>ACCOUNT CODE:</b>	0567 696 3115	<b>PROJECT NO:</b>	54451

	Prior Years	FY23	Total
<b>FUNDING SOURCES</b>			
Fund Balance			
Bond Proceeds			
Sales Tax (2021 SPLOST)		\$ 466,139	\$ 466,139
Other			
Balance Forward			
<b>TOTAL FUNDING SOURCES</b>	<b>\$ -</b>	<b>\$ 466,139</b>	<b>\$ 466,139</b>
<b>PROJECT COSTS</b>			
Professional Services			
Legal			
Architect/Engineering			
Appraisal/Negotiations			
Construction			
Land Acquisition			
Furnishings & Equipment		\$ 466,139	\$ 466,139
<b>BUDGETED EXPENDITURES</b>	<b>\$ -</b>	<b>\$ 466,139</b>	<b>\$ 466,139</b>
<b>BALANCE</b>	<b>\$ -</b>	<b>\$ -</b>	<b>\$ -</b>

## INFORMATION TECHNOLOGY ENHANCEMENTS

<b>PROJECT NAME:</b>	Information Technology Enhancements		
<b>PROJECT DESCRIPTION:</b>	Acquisition and upgraded technology to include personal computers, servers, software, and other technology enhancements.		
<b>BENEFIT TO THE COMMUNITY:</b>	Infrastructure improvements allowing CCG to provide quality service to the citizens.		
<b>OPERATING BUDGET IMPACT:</b>	No impact on operational budget		
<b>MANAGING DEPARTMENT:</b>	PUBLIC WORKS	<b>PROJECT TYPE:</b>	MANAGEMENT
<b>ACCOUNT CODE:</b>	0567 696 3115	<b>PROJECT NO:</b>	54452

	Prior Years	FY23	Total
<b>FUNDING SOURCES</b>			
Fund Balance			
Bond Proceeds			
Sales Tax (2021 SPLOST)		\$ 500,000	\$ 500,000
Other			
Balance Forward			
<b>TOTAL FUNDING SOURCES</b>	<b>\$ -</b>	<b>\$ 500,000</b>	<b>\$ 500,000</b>
<b>PROJECT COSTS</b>			
Professional Services			
Legal			
Architect/Engineering			
Appraisal/Negotiations			
Construction			
Land Acquisition			
Furnishings & Equipment		\$ 500,000	\$ 500,000
<b>BUDGETED EXPENDITURES</b>	<b>\$ -</b>	<b>\$ 500,000</b>	<b>\$ 500,000</b>
<b>BALANCE</b>	<b>\$ -</b>	<b>\$ -</b>	<b>\$ -</b>

## COLUMBUS CIVIC CENTER

<b>PROJECT NAME:</b>	Columbus Civic Center		
<b>PROJECT DESCRIPTION:</b>	Improvements to the facility to include roof replacement, sound system replacement, LED display system, video score board, amongst other things.		
<b>BENEFIT TO THE COMMUNITY:</b>	Infrastructure improvements allowing CCG to provide quality service to the citizens.		
<b>OPERATING BUDGET IMPACT:</b>	No impact on operational budget		
<b>MANAGING DEPARTMENT:</b>	CIVIC CENTER	<b>PROJECT TYPE:</b>	MANAGEMENT
<b>ACCOUNT CODE:</b>	0567 696 3115	<b>PROJECT NO:</b>	54401

	Prior Years	FY23	Total
<b>FUNDING SOURCES</b>			
Fund Balance			
Bond Proceeds			
Sales Tax (2021 SPLOST)		\$ 2,500,000	\$ 2,500,000
Other			
Balance Forward			
<b>TOTAL FUNDING SOURCES</b>	<b>\$ -</b>	<b>\$ 2,500,000</b>	<b>\$ 2,500,000</b>
<b>PROJECT COSTS</b>			
Professional Services			
Legal			
Architect/Engineering			
Appraisal/Negotiations			
Construction			
Land Acquisition			
Furnishings & Equipment		\$ 2,500,000	\$ 2,500,000
<b>BUDGETED EXPENDITURES</b>	<b>\$ -</b>	<b>\$ 2,500,000</b>	<b>\$ 2,500,000</b>
<b>BALANCE</b>	<b>\$ -</b>	<b>\$ -</b>	<b>\$ -</b>

## ECONOMIC DEVELOPMENT NFL

<b>PROJECT NAME:</b>	Economic Development Need for Land		
<b>PROJECT DESCRIPTION:</b>	Acquisition, site preparation, and infrastructure necessary for the Muscogee County Technology Park and other locations for new expanding industries. Targeting a South Columbus Redevelopment initiative.		
<b>BENEFIT TO THE COMMUNITY:</b>	Supply jobs for Columbus area citizens.		
<b>OPERATING BUDGET IMPACT:</b>	No impact on operational budget		
<b>MANAGING DEPARTMENT:</b>	VARIOUS	<b>PROJECT TYPE:</b>	MANAGEMENT
<b>ACCOUNT CODE:</b>	0567 696 3114	<b>PROJECT NO:</b>	54400

	Prior Years	FY23	Total
<b>FUNDING SOURCES</b>			
Fund Balance			
Bond Proceeds			
Sales Tax (2021 SPLOST)		\$ 500,000	\$ 500,000
Other			
Balance Forward			
<b>TOTAL FUNDING SOURCES</b>	<b>\$ -</b>	<b>\$ 500,000</b>	<b>\$ 500,000</b>
<b>PROJECT COSTS</b>			
Professional Services			
Legal			
Architect/Engineering			
Appraisal/Negotiations			
Construction			
Land Acquisition		\$ 500,000	\$ 500,000
Furnishings & Equipment			
<b>BUDGETED EXPENDITURES</b>	<b>\$ -</b>	<b>\$ 500,000</b>	<b>\$ 500,000</b>
<b>BALANCE</b>	<b>\$ -</b>	<b>\$ -</b>	<b>\$ -</b>

## MANDATORY R-22 A/C REPLACEMENT

<b>PROJECT NAME:</b>	Mandatory R-22 A/C Replacement		
<b>PROJECT DESCRIPTION:</b>	Mandatory Replacement of R-22 A/C.		
<b>BENEFIT TO THE COMMUNITY:</b>	Provides safer environment for employees. A/C is up to building codes.		
<b>OPERATING BUDGET IMPACT:</b>	No impact on operational budget		
<b>MANAGING DEPARTMENT:</b>	VARIOUS	<b>PROJECT TYPE:</b>	MANAGEMENT
<b>ACCOUNT CODE:</b>	0109 260 9901	<b>PROJECT NO:</b>	96066

	Prior Years	FY23	Total
<b>FUNDING SOURCES</b>			
Fund Balance			
Bond Proceeds			
Sales Tax (2009 LOST)	\$ 433,728	\$ 300,000	\$ 733,728
Other			
Balance Forward		\$ 4,150	
<b>TOTAL FUNDING SOURCES</b>	<b>\$ 433,728</b>	<b>\$ 304,150</b>	<b>\$ 733,728</b>
<b>PROJECT COSTS</b>			
Professional Services	\$ 429,578	\$ 304,150	\$ 733,728
Legal			
Architect/Engineering			
Appraisal/Negotiations			
Construction			
Land Acquisition			
Furnishings & Equipment			
<b>BUDGETED EXPENDITURES</b>	<b>\$ 429,578</b>	<b>\$ 304,150</b>	<b>\$ 733,728</b>
<b>BALANCE</b>	<b>\$ 4,150</b>	<b>\$ -</b>	<b>\$ -</b>

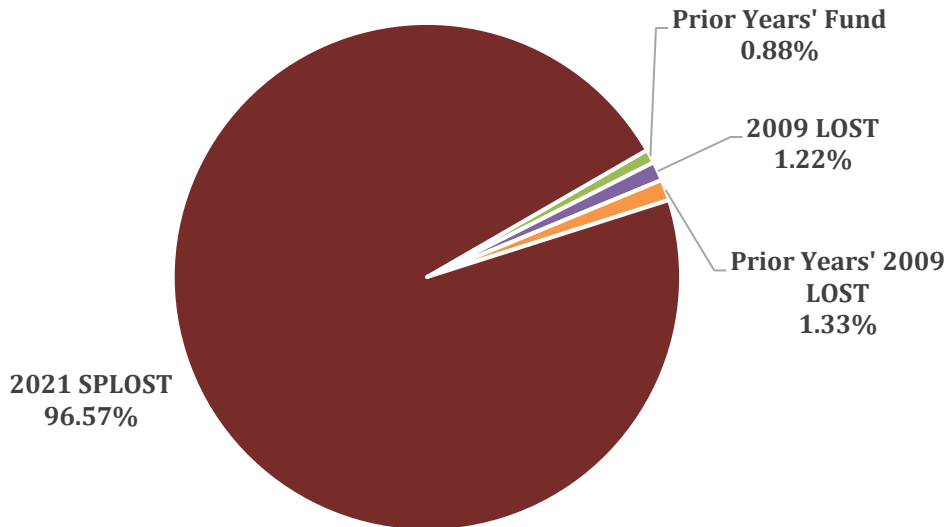


This page intentionally left blank.

# PARKS, RECREATION & LEISURE SUMMARY

## FY23 FINANCING METHOD

**\$17,448,269**



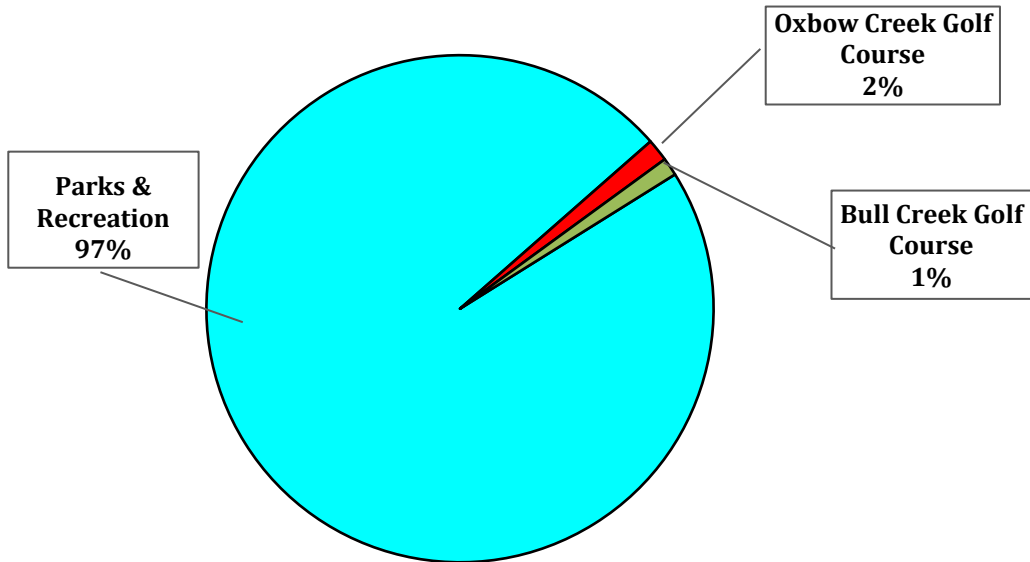
## FY23 FINANCING FOR PARKS & RECREATION PROJECTS

METHOD/SOURCE	AMOUNT
Fund Balance	\$ -
1999 SPLOST	-
Prior Years' Fund	153,175
2009 LOST	212,232
Prior Years' 1999 SPLOST	-
Prior Years' 2009 LOST	232,862
Prior Years' Bond Funds	-
2021 SPLOST	16,850,000
<b>FY23 TOTAL</b>	<b>\$ 17,448,269</b>

# PARKS, RECREATION & LEISURE SUMMARY

---

## FY23 PROJECT COSTS \$17,448,269



## FY23 PARKS & RECREATION PROJECTS

PROJECT	AMOUNT
Parks & Recreation	16,998,269
Oxbow Creek Golf Course	250,000
Bull Creek Golf Course	200,000
<b>FY23 TOTAL</b>	<b>\$ 17,448,269</b>



# PARKS, RECREATION AND LEISURE SUMMARY

## FIVE YEAR FORECAST PARKS, RECREATION AND LEISURE CAPITAL IMPROVEMENT PROJECTS

			Carryforward	FY23	FY24	FY25	FY26	Total
<b>FUNDING SOURCES</b>								
Fund Balance			\$ 153,175					\$ 153,175
Bond Proceeds								\$ -
Sales Tax (2009 LOST)			\$ 232,862	\$ 212,232				\$ 445,094
Sales Tax (1999 SPLOST)								\$ -
Sales Tax (2021 SPLOST)				\$ 16,850,000				\$ 16,850,000
Balance Forward								\$ -
<b>TOTAL FUNDING</b>			<b>\$ 386,037</b>	<b>\$ 17,062,232</b>	<b>\$ -</b>	<b>\$ -</b>	<b>\$ -</b>	<b>\$ 17,448,269</b>
				<b>\$ 17,448,269</b>				
<b>PROJECT COSTS</b>								
Cooper Creek Pickleball Court		Parks & Rec	\$ -	\$ 90,000				\$ 90,000
Gallops Center AC Replacement		Parks & Rec	\$ 59,485	\$ 1,780				\$ 61,265
Memorial Stadium Void Repair		Parks & Rec	\$ 236,825	\$ 63,175				\$ 300,000
Aquatic Center Lighting Repair		Parks & Rec	\$ -	\$ 30,000				\$ 30,000
Natatorium Improvements		Parks & Rec	\$ 12,438	\$ 7,562				\$ 20,000
Pool/Splash Pad Shirley Winston		Parks & Rec	\$ -	\$ 5,000,000				\$ 5,000,000
Pool/Splash Pad Psalmound Road		Parks & Rec	\$ -	\$ 5,000,000				\$ 5,000,000
Pool/Splash Pad Rigdon Park		Parks & Rec	\$ -	\$ 5,000,000				\$ 5,000,000
Mini Splash Pad Carver Park		Parks & Rec	\$ -	\$ 700,000				\$ 700,000
Mini Splash Pad CSC		Parks & Rec	\$ -	\$ 700,000				\$ 700,000
Bull Creek Clubhouse Replacement		Bull Creek Golf	\$ -	\$ 200,000				\$ 200,000
Oxbow Creek Clubhouse Renovation		Oxbow Creek Golf	\$ -	\$ 200,000				\$ 200,000
Oxbow Creek Bridge		Oxbow Creek Golf	\$ -	\$ 50,000				\$ 50,000
Fox Senior Center Rear Wall Repairs		Parks & Rec	\$ -	\$ 180,000				\$ 180,000
Haygood Gym Roof Replacement		Parks & Rec	\$ 161,017	\$ 12,232				\$ 173,249
Carver Park Roof Replacement		Parks & Rec	\$ 6,480	\$ 213,520				\$ 220,000
<b>TOTAL PROJECT COSTS</b>			<b>\$ 476,245</b>	<b>\$ 17,448,269</b>	<b>\$ -</b>	<b>\$ -</b>	<b>\$ -</b>	<b>\$ 17,924,514</b>

## COOPER CREEK TENNIS CENTER PICKLEBALL COURTS

<b>PROJECT NAME:</b>	Cooper Creek Tennis Center Pickleball Courts		
<b>PROJECT DESCRIPTION:</b>	This project will build 6 Pickleball Courts with lights and fencing		
<b>BENEFIT TO THE COMMUNITY:</b>	Pickleball is one of the fastest growing sports throughout the United States. These courts will provide yet another activity for the community that addresses health, wellness and quality of life issues.		
<b>OPERATING BUDGET IMPACT:</b>	A small impact on the operating budget in that existing staff will maintain these courts as well as the others at the complex.		
<b>MANAGING DEPARTMENT:</b>	VARIOUS	<b>PROJECT TYPE:</b>	MANAGEMENT
<b>ACCOUNT CODE:</b>	0508 660 1000	<b>PROJECT NO:</b>	22954

	Prior Years	FY23	Total
<b>FUNDING SOURCES</b>			
Fund Balance	\$ 90,000		\$ 90,000
Bond Proceeds			
Sales Tax (2009 LOST)			
Other			
Balance Forward		\$ 90,000	
<b>TOTAL FUNDING SOURCES</b>	<b>\$ 90,000</b>	<b>\$ 90,000</b>	<b>\$ 90,000</b>
<b>PROJECT COSTS</b>			
Professional Services		\$ 10,000	\$ 10,000
Legal			
Architect/Engineering			
Appraisal/Negotiations			
Construction		\$ 80,000	\$ 80,000
Land Acquisition			
Furnishings & Equipment			
<b>BUDGETED EXPENDITURES</b>	<b>\$ -</b>	<b>\$ 90,000</b>	<b>\$ 90,000</b>
<b>BALANCE</b>	<b>\$ 90,000</b>	<b>\$ -</b>	<b>\$ -</b>

## GALLOPS CENTER A/C REPLACEMENT

<b>PROJECT NAME:</b>	Gallops Center A/C Replacement		
<b>PROJECT DESCRIPTION:</b>	Replace existing A/C unit in facility		
<b>BENEFIT TO THE COMMUNITY:</b>	Provide a comfortable, safe and enjoyable amenity facility for citizens		
<b>OPERATING BUDGET IMPACT:</b>	Minimal impact to operational budget		
<b>MANAGING DEPARTMENT:</b>	PARKS AND RECREATION	<b>PROJECT TYPE:</b>	PARKS, RECREATION AND LEISURE
<b>ACCOUNT CODE:</b>	0109 260 9901	<b>PROJECT NO:</b>	96059

	Prior Years	FY23	Total
<b>FUNDING SOURCES</b>			
Fund Balance			
Bond Proceeds			
Sales Tax (2009 LOST)	\$ 61,265		\$ 61,265
Other			
Balance Forward		\$ 1,780	
<b>TOTAL FUNDING SOURCES</b>	<b>\$ 61,265</b>	<b>\$ 1,780</b>	<b>\$ 61,265</b>
<b>PROJECT COSTS</b>			
Professional Services			
Legal			
Architect/Engineering			
Appraisal/Negotiations			
Construction	\$ 59,485	\$ 1,780	\$ 61,265
Land Acquisition			
Furnishings & Equipment			
<b>BUDGETED EXPENDITURES</b>	<b>\$ 59,485</b>	<b>\$ 1,780</b>	<b>\$ 61,265</b>
<b>BALANCE</b>	<b>\$ 1,780</b>	<b>\$ -</b>	<b>\$ -</b>

## MEMORIAL STADIUM VOID REPAIR OLOST

<b>PROJECT NAME:</b>	Memorial Stadium Void Repair OLOST		
<b>PROJECT DESCRIPTION:</b>	Repairing stadium due to erosion damage		
<b>BENEFIT TO THE COMMUNITY:</b>	Provide a comfortable, safe and enjoyable amenity facility for citizens		
<b>OPERATING BUDGET IMPACT:</b>	No impact on operational budget		
<b>MANAGING DEPARTMENT:</b>	PARKS AND RECREATION	<b>PROJECT TYPE:</b>	PARKS, RECREATION AND LEISURE
<b>ACCOUNT CODE:</b>	0508 660 1000	<b>PROJECT NO:</b>	22958

	Prior Years	FY23	Total
<b>FUNDING SOURCES</b>			
Fund Balance	\$ 300,000		\$ 300,000
Bond Proceeds			
Sales Tax			
Other			
Balance Forward		\$ 63,175	
<b>TOTAL FUNDING SOURCES</b>	<b>\$ 300,000</b>	<b>\$ 63,175</b>	<b>\$ 300,000</b>
<b>PROJECT COSTS</b>			
Professional Services			
Legal			
Architect/Engineering			
Appraisal/Negotiations			
Construction	\$ 236,825	\$ 63,175	\$ 300,000
Land Acquisition			
Furnishings & Equipment			
<b>BUDGETED EXPENDITURES</b>	<b>\$ 236,825</b>	<b>\$ 63,175</b>	<b>\$ 300,000</b>
<b>BALANCE</b>	<b>\$ 63,175</b>	<b>\$ -</b>	<b>\$ -</b>

## AQUATIC CENTER LIGHTING REPAIRS

<b>PROJECT NAME:</b>	Aquatic Center Lighting Repairs		
<b>PROJECT DESCRIPTION:</b>	Repairing Aquatic Center Lighting due to light and electrical issues.		
<b>BENEFIT TO THE COMMUNITY:</b>	Provide a comfortable and safe work environment for employees and citizens.		
<b>OPERATING BUDGET IMPACT:</b>	No impact on operational budget		
<b>MANAGING DEPARTMENT:</b>	Public Works	<b>PROJECT TYPE:</b>	PARKS, RECREATION AND LEISURE
<b>ACCOUNT CODE:</b>	0109 260 9901	<b>PROJECT NO:</b>	96098

	Prior Years	FY23	Total
<b>FUNDING SOURCES</b>			
Fund Balance			
Bond Proceeds			
Sales Tax (2009 LOST)		\$ 30,000	\$ 30,000
Other			
Balance Forward			
<b>TOTAL FUNDING SOURCES</b>	<b>\$ -</b>	<b>\$ 30,000</b>	<b>\$ 30,000</b>
<b>PROJECT COSTS</b>			
Professional Services			
Legal			
Architect/Engineering			
Appraisal/Negotiations			
Construction		\$ 30,000	\$ 30,000
Land Acquisition			
Furnishings & Equipment			
<b>BUDGETED EXPENDITURES</b>	<b>\$ -</b>	<b>\$ 30,000</b>	<b>\$ 30,000</b>
<b>BALANCE</b>	<b>\$ -</b>	<b>\$ -</b>	<b>\$ -</b>

## NATATORIUM IMPROVEMENTS

<b>PROJECT NAME:</b>	Natatorium Improvements		
<b>PROJECT DESCRIPTION:</b>	Funding for structural improvements for the Aquatic Center		
<b>BENEFIT TO THE COMMUNITY:</b>	Provide a comfortable, safe, and enjoyable amenity facility for citizens		
<b>OPERATING BUDGET IMPACT:</b>	No impact on operational budget		
<b>MANAGING DEPARTMENT:</b>	Public Works	<b>PROJECT TYPE:</b>	PARKS, RECREATION AND LEISURE
<b>ACCOUNT CODE:</b>	0109 260 9901	<b>PROJECT NO:</b>	96091

	Prior Years	FY23	Total
<b>FUNDING SOURCES</b>			
Fund Balance			
Bond Proceeds			
Sales Tax (2009 LOST)	\$ 20,000		\$ 20,000
Other			
Balance Forward		\$ 7,562	
<b>TOTAL FUNDING SOURCES</b>	<b>\$ 20,000</b>	<b>\$ 7,562</b>	<b>\$ 20,000</b>
<b>PROJECT COSTS</b>			
Professional Services			
Legal			
Architect/Engineering			
Appraisal/Negotiations			
Construction			
Building Maintenance & Repair	\$ 12,438	\$ 7,562	\$ 20,000
Furnishings & Equipment			
<b>BUDGETED EXPENDITURES</b>	<b>\$ 12,438</b>	<b>\$ 7,562</b>	<b>\$ 20,000</b>
<b>BALANCE</b>	<b>\$ 7,562</b>	<b>\$ -</b>	<b>\$ -</b>

## POOL/SPLASH PAD SHIRLEY WINSTON

<b>PROJECT NAME:</b>	Pool/Splash Pad Shirley Winston		
<b>PROJECT DESCRIPTION:</b>	Renovation/Replacement of Shirley Winston swimming pool with pool and/or splash pad.		
<b>BENEFIT TO THE COMMUNITY:</b>	Enhance the quality of life by providing active recreational services for citizens.		
<b>OPERATING BUDGET IMPACT:</b>	No impact on operational budget		
<b>MANAGING DEPARTMENT:</b>	PARKS AND RECREATION	<b>PROJECT TYPE:</b>	PARKS, RECREATION AND LEISURE
<b>ACCOUNT CODE:</b>	0567 696 3110	<b>PROJECT NO:</b>	54000

	Prior Years	FY23	Total
<b>FUNDING SOURCES</b>			
Fund Balance			
Bond Proceeds			
Sales Tax (2021 SPLOST)		\$ 5,000,000	\$ 5,000,000
Other			
Balance Forward			
<b>TOTAL FUNDING SOURCES</b>	<b>\$ -</b>	<b>\$ 5,000,000</b>	<b>\$ 5,000,000</b>
<b>PROJECT COSTS</b>			
Professional Services		\$ 750,000	\$ 750,000
Legal		\$ 350,000	\$ 350,000
Architect/Engineering		\$ 500,000	\$ 500,000
Appraisal/Negotiations			
Construction		\$ 2,000,000	\$ 2,000,000
Building Maintenance & Repair			
Furnishings & Equipment		\$ 1,400,000	\$ 1,400,000
<b>BUDGETED EXPENDITURES</b>	<b>\$ -</b>	<b>\$ 5,000,000</b>	<b>\$ 5,000,000</b>
<b>BALANCE</b>	<b>\$ -</b>	<b>\$ -</b>	<b>\$ -</b>

## POOL/SPLASH PAD PSALMOND ROAD

<b>PROJECT NAME:</b>	Pool/Splash Pad Psalmond Road		
<b>PROJECT DESCRIPTION:</b>	Renovation/Replacement of Psalmond Road swimming pool with pool and/or splash pad.		
<b>BENEFIT TO THE COMMUNITY:</b>	Enhance the quality of life by providing active recreational services for citizens.		
<b>OPERATING BUDGET IMPACT:</b>	No impact on operational budget		
<b>MANAGING DEPARTMENT:</b>	PARKS AND RECREATION	<b>PROJECT TYPE:</b>	PARKS, RECREATION AND LEISURE
<b>ACCOUNT CODE:</b>	0567 696 3110	<b>PROJECT NO:</b>	54001

	Prior Years	FY23	Total
<b>FUNDING SOURCES</b>			
Fund Balance			
Bond Proceeds			
Sales Tax (2021 SPLOST)		\$ 5,000,000	\$ 5,000,000
Other			
Balance Forward			
<b>TOTAL FUNDING SOURCES</b>	<b>\$ -</b>	<b>\$ 5,000,000</b>	<b>\$ 5,000,000</b>
<b>PROJECT COSTS</b>			
Professional Services		\$ 750,000	\$ 750,000
Legal		\$ 350,000	\$ 350,000
Architect/Engineering		\$ 500,000	\$ 500,000
Appraisal/Negotiations			
Construction		\$ 2,000,000	\$ 2,000,000
Building Maintenance & Repair			
Furnishings & Equipment		\$ 1,400,000	\$ 1,400,000
<b>BUDGETED EXPENDITURES</b>	<b>\$ -</b>	<b>\$ 5,000,000</b>	<b>\$ 5,000,000</b>
<b>BALANCE</b>	<b>\$ -</b>	<b>\$ -</b>	<b>\$ -</b>



## POOL/SPLASH PAD RIGDON PARK

<b>PROJECT NAME:</b>	Pool/Splash Pad Rigdon Park		
<b>PROJECT DESCRIPTION:</b>	Renovation/Replacement of Rigdon Park swimming pool with pool and/or splash pad.		
<b>BENEFIT TO THE COMMUNITY:</b>	Enhance the quality of life by providing active recreational services for citizens.		
<b>OPERATING BUDGET IMPACT:</b>	No impact on operational budget		
<b>MANAGING DEPARTMENT:</b>	PARKS AND RECREATION	<b>PROJECT TYPE:</b>	PARKS, RECREATION AND LEISURE
<b>ACCOUNT CODE:</b>	0567 696 3110	<b>PROJECT NO:</b>	54002

	Prior Years	FY23	Total
<b>FUNDING SOURCES</b>			
Fund Balance			
Bond Proceeds			
Sales Tax (2021 SPLOST)		\$ 5,000,000	\$ 5,000,000
Other			
Balance Forward			
<b>TOTAL FUNDING SOURCES</b>	<b>\$ -</b>	<b>\$ 5,000,000</b>	<b>\$ 5,000,000</b>
<b>PROJECT COSTS</b>			
Professional Services		\$ 750,000	\$ 750,000
Legal		\$ 350,000	\$ 350,000
Architect/Engineering		\$ 500,000	\$ 500,000
Appraisal/Negotiations			
Construction		\$ 2,000,000	\$ 2,000,000
Building Maintenance & Repair			
Furnishings & Equipment		\$ 1,400,000	\$ 1,400,000
<b>BUDGETED EXPENDITURES</b>	<b>\$ -</b>	<b>\$ 5,000,000</b>	<b>\$ 5,000,000</b>
<b>BALANCE</b>	<b>\$ -</b>	<b>\$ -</b>	<b>\$ -</b>

## MINI SPLASH PAD CARVER PARK

<b>PROJECT NAME:</b>	Mini Splash Pad Carver Park		
<b>PROJECT DESCRIPTION:</b>	Installation of Mini Splash Pad at Carver Park		
<b>BENEFIT TO THE COMMUNITY:</b>	To provide a recreational environment that joins health and spirit.		
<b>OPERATING BUDGET IMPACT:</b>	No impact on operational budget		
<b>MANAGING DEPARTMENT:</b>	PARKS AND RECREATION	<b>PROJECT TYPE:</b>	PARKS, RECREATION AND LEISURE
<b>ACCOUNT CODE:</b>	0567 696 3110	<b>PROJECT NO:</b>	54003

	Prior Years	FY23	Total
<b>FUNDING SOURCES</b>			
Fund Balance			
Bond Proceeds			
Sales Tax (2021 SPLOST)		\$ 700,000	\$ 700,000
Other			
Balance Forward			
<b>TOTAL FUNDING SOURCES</b>	<b>\$ -</b>	<b>\$ 700,000</b>	<b>\$ 700,000</b>
<b>PROJECT COSTS</b>			
Professional Services		\$ 100,000	\$ 100,000
Legal		\$ 100,000	\$ 100,000
Architect/Engineering		\$ 500,000	\$ 500,000
Appraisal/Negotiations			
Construction			
Building Maintenance & Repair			
Furnishings & Equipment			
<b>BUDGETED EXPENDITURES</b>	<b>\$ -</b>	<b>\$ 700,000</b>	<b>\$ 700,000</b>
<b>BALANCE</b>	<b>\$ -</b>	<b>\$ -</b>	<b>\$ -</b>

## MINI SPLASH PAD SOUTH COMMONS/CIVIC CENTER

<b>PROJECT NAME:</b>	Mini Splash Pad South Commons/Civic Center		
<b>PROJECT DESCRIPTION:</b>	Installation of Mini Splash Pad at South Commons/Civic Center		
<b>BENEFIT TO THE COMMUNITY:</b>	To provide a recreational environment that joins health and spirit.		
<b>OPERATING BUDGET IMPACT:</b>	No impact on operational budget		
<b>MANAGING DEPARTMENT:</b>	PARKS AND RECREATION	<b>PROJECT TYPE:</b>	PARKS, RECREATION AND LEISURE
<b>ACCOUNT CODE:</b>	0567 696 3110	<b>PROJECT NO:</b>	54004

	Prior Years	FY23	Total
<b>FUNDING SOURCES</b>			
Fund Balance			
Bond Proceeds			
Sales Tax (2021 SPLOST)		\$ 700,000	\$ 700,000
Other			
Balance Forward			
<b>TOTAL FUNDING SOURCES</b>	\$ -	\$ 700,000	\$ 700,000
<b>PROJECT COSTS</b>			
Professional Services		\$ 100,000	\$ 100,000
Legal		\$ 100,000	\$ 100,000
Architect/Engineering		\$ 500,000	\$ 500,000
Appraisal/Negotiations			
Construction			
Building Maintenance & Repair			
Furnishings & Equipment			
<b>BUDGETED EXPENDITURES</b>	\$ -	\$ 700,000	\$ 700,000
<b>BALANCE</b>	\$ -	\$ -	\$ -

## BULL CREEK CLUBHOUSE REPLACEMENT

<b>PROJECT NAME:</b>	Bull Creek Clubhouse Replacement		
<b>PROJECT DESCRIPTION:</b>	Replacement of Bull Creek Golf course clubhouse.		
<b>BENEFIT TO THE COMMUNITY:</b>	Provide recreational facilities that are safe, accessible, and aesthetically pleasing to the community.		
<b>OPERATING BUDGET IMPACT:</b>	No impact on operational budget		
<b>MANAGING DEPARTMENT:</b>	BULL CREEK	<b>PROJECT TYPE:</b>	PARKS, RECREATION AND LEISURE
<b>ACCOUNT CODE:</b>	0567 696 3110	<b>PROJECT NO:</b>	54005

	Prior Years	FY23	Total
<b>FUNDING SOURCES</b>			
Fund Balance			
Bond Proceeds			
Sales Tax (2021 SPLOST)		\$ 200,000	\$ 200,000
Other			
Balance Forward			
<b>TOTAL FUNDING SOURCES</b>	<b>\$ -</b>	<b>\$ 200,000</b>	<b>\$ 200,000</b>
<b>PROJECT COSTS</b>			
Professional Services			
Legal			
Architect/Engineering			
Appraisal/Negotiations			
Construction			
Building Maintenance & Repair			
Furnishings & Equipment		\$ 200,000	\$ 200,000
<b>BUDGETED EXPENDITURES</b>	<b>\$ -</b>	<b>\$ 200,000</b>	<b>\$ 200,000</b>
<b>BALANCE</b>	<b>\$ -</b>	<b>\$ -</b>	<b>\$ -</b>

## OXBOW CREEK CLUBHOUSE RENOVATION

<b>PROJECT NAME:</b>	Oxbow Creek Clubhouse Renovation		
<b>PROJECT DESCRIPTION:</b>	Renovations of Oxbow Creek golf course Clubhouse.		
<b>BENEFIT TO THE COMMUNITY:</b>	Provide recreational facilities that are safe, accessible, and aesthetically pleasing to the community.		
<b>OPERATING BUDGET IMPACT:</b>	No impact on operational budget		
<b>MANAGING DEPARTMENT:</b>	OXBOW CREEK	<b>PROJECT TYPE:</b>	PARKS, RECREATION AND LEISURE
<b>ACCOUNT CODE:</b>	0567 696 3110	<b>PROJECT NO:</b>	54006

	Prior Years	FY23	Total
<b>FUNDING SOURCES</b>			
Fund Balance			
Bond Proceeds			
Sales Tax (2021 SPLOST)		\$ 200,000	\$ 200,000
Other			
Balance Forward			
<b>TOTAL FUNDING SOURCES</b>	<b>\$ -</b>	<b>\$ 200,000</b>	<b>\$ 200,000</b>
<b>PROJECT COSTS</b>			
Professional Services			
Legal			
Architect/Engineering			
Appraisal/Negotiations			
Construction			
Building Maintenance & Repair			
Furnishings & Equipment		\$ 200,000	\$ 200,000
<b>BUDGETED EXPENDITURES</b>	<b>\$ -</b>	<b>\$ 200,000</b>	<b>\$ 200,000</b>
<b>BALANCE</b>	<b>\$ -</b>	<b>\$ -</b>	<b>\$ -</b>

## OXBOW CREEK BRIDGE

<b>PROJECT NAME:</b>	Oxbow Creek Bridge		
<b>PROJECT DESCRIPTION:</b>	Replacement of Oxbow Creek's bridge.		
<b>BENEFIT TO THE COMMUNITY:</b>	Provide a safe amenity for citizens		
<b>OPERATING BUDGET IMPACT:</b>	No impact on operational budget		
<b>MANAGING DEPARTMENT:</b>	OXBOW CREEK	<b>PROJECT TYPE:</b>	PARKS, RECREATION AND LEISURE
<b>ACCOUNT CODE:</b>	0567 696 3110	<b>PROJECT NO:</b>	54007

	Prior Years	FY23	Total
<b>FUNDING SOURCES</b>			
Fund Balance			
Bond Proceeds			
Sales Tax (2021 SPLOST)		\$ 50,000	\$ 50,000
Other			
Balance Forward			
<b>TOTAL FUNDING SOURCES</b>	\$ -	\$ 50,000	\$ 50,000
<b>PROJECT COSTS</b>			
Professional Services			
Legal			
Architect/Engineering			
Appraisal/Negotiations			
Construction		\$ 50,000	\$ 50,000
Building Maintenance & Repair			
Furnishings & Equipment			
<b>BUDGETED EXPENDITURES</b>	\$ -	\$ 50,000	\$ 50,000
<b>BALANCE</b>	\$ -	\$ -	\$ -

## FOX SENIOR CENTER REAR WALL REPAIRS

<b>PROJECT NAME:</b>	Fox Senior Center Rear Wall Repairs		
<b>PROJECT DESCRIPTION:</b>	Repairs and Replacement of the Senior Center Rear Wall.		
<b>BENEFIT TO THE COMMUNITY:</b>	Provide a safe environment for employees, senior citizens, and visitors to the establishment.		
<b>OPERATING BUDGET IMPACT:</b>	No impact on operational budget		
<b>MANAGING DEPARTMENT:</b>	PUBLIC WORKS	<b>PROJECT TYPE:</b>	PARKS, RECREATION AND LEISURE
<b>ACCOUNT CODE:</b>	0109 260 9901	<b>PROJECT NO:</b>	96087

	Prior Years	FY23	Total
<b>FUNDING SOURCES</b>			
Fund Balance			
Bond Proceeds			
Sales Tax (2009 LOST)	\$ 60,000	\$ 120,000	\$ 180,000
Other			
Balance Forward		\$ 60,000	
<b>TOTAL FUNDING SOURCES</b>	<b>\$ 60,000</b>	<b>\$ 180,000</b>	<b>\$ 180,000</b>
<b>PROJECT COSTS</b>			
Professional Services			
Legal			
Architect/Engineering			
Appraisal/Negotiations			
Construction		\$ 180,000	\$ 180,000
Building Maintenance & Repair			
Furnishings & Equipment			
<b>BUDGETED EXPENDITURES</b>	<b>\$ -</b>	<b>\$ 180,000</b>	<b>\$ 180,000</b>
<b>BALANCE</b>	<b>\$ 60,000</b>	<b>\$ -</b>	<b>\$ -</b>

## HAYGOOD GYM ROOF REPLACEMENT

<b>PROJECT NAME:</b>	Haygood Gym Roof Replacement		
<b>PROJECT DESCRIPTION:</b>	Replacement of roof at Haygood Gym.		
<b>BENEFIT TO THE COMMUNITY:</b>	Provide a safe environment for employees, senior citizens, and visitors to the establishment.		
<b>OPERATING BUDGET IMPACT:</b>	No impact on operational budget		
<b>MANAGING DEPARTMENT:</b>	PUBLIC WORKS	<b>PROJECT TYPE:</b>	PARKS, RECREATION AND LEISURE
<b>ACCOUNT CODE:</b>	0109 260 9901	<b>PROJECT NO:</b>	96075


	Prior Years	FY23	Total
<b>FUNDING SOURCES</b>			
Fund Balance			
Bond Proceeds			
Sales Tax (2009 LOST)	\$ 161,017	\$ 12,232	\$ 173,249
Other			
Balance Forward			
<b>TOTAL FUNDING SOURCES</b>	<b>\$ 161,017</b>	<b>\$ 12,232</b>	<b>\$ 173,249</b>
<b>PROJECT COSTS</b>			
Professional Services			
Legal			
Architect/Engineering			
Appraisal/Negotiations			
Construction			
Building Maintenance & Repair	\$ 161,017	\$ 12,232	\$ 173,249
Furnishings & Equipment			
<b>BUDGETED EXPENDITURES</b>	<b>\$ 161,017</b>	<b>\$ 12,232</b>	<b>\$ 173,249</b>
<b>BALANCE</b>	<b>\$ -</b>	<b>\$ -</b>	<b>\$ -</b>



## CARVER PARK ROOF REPAIR

<b>PROJECT NAME:</b>	Carver Park Roof Repair		
<b>PROJECT DESCRIPTION:</b>	Replacement of roof at Carver Park gym.		
<b>BENEFIT TO THE COMMUNITY:</b>	Provide a safe environment for employees, senior citizens, and visitors to the establishment.		
<b>OPERATING BUDGET IMPACT:</b>	No impact on operational budget		
<b>MANAGING DEPARTMENT:</b>	PUBLIC WORKS	<b>PROJECT TYPE:</b>	PARKS, RECREATION AND LEISURE
<b>ACCOUNT CODE:</b>	0109 260 9901	<b>PROJECT NO:</b>	96081

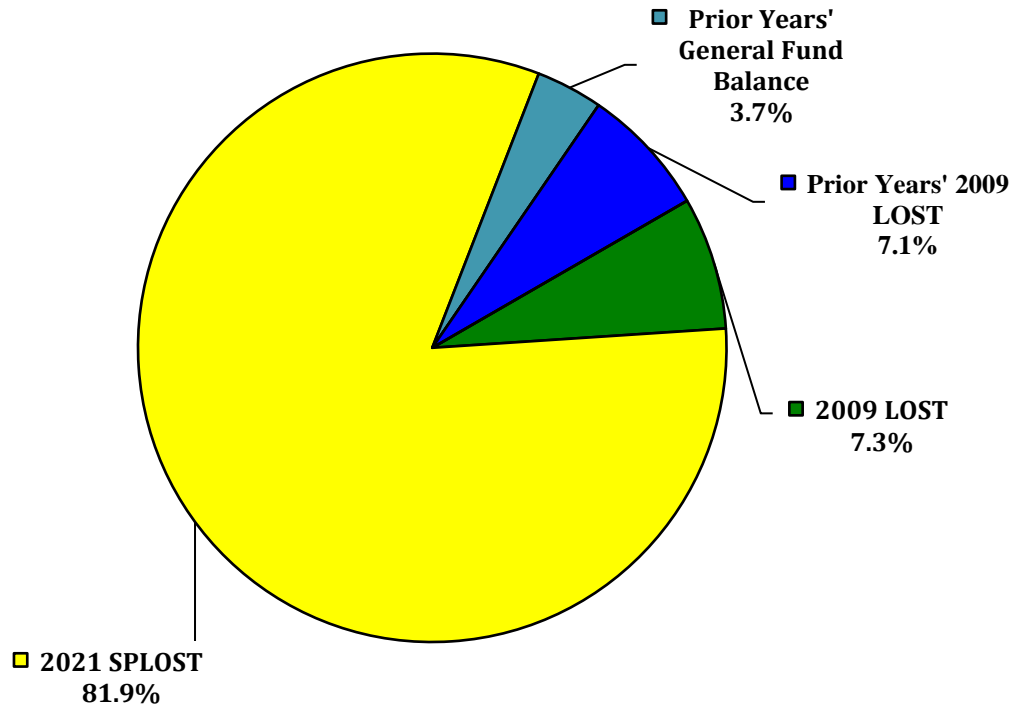
	Prior Years	FY23	Total
<b>FUNDING SOURCES</b>			
Fund Balance			
Bond Proceeds			
Sales Tax (2009 LOST)	\$ 170,000	\$ 50,000	\$ 220,000
Other			
Balance Forward		\$ 163,520	
<b>TOTAL FUNDING SOURCES</b>	<b>\$ 170,000</b>	<b>\$ 213,520</b>	<b>\$ 220,000</b>
<b>PROJECT COSTS</b>			
Professional Services	\$ 6,480		\$ 6,480
Legal			
Architect/Engineering			
Appraisal/Negotiations			
Construction			
Building Maintenance & Repair		\$ 213,520	\$ 213,520
Furnishings & Equipment			
<b>BUDGETED EXPENDITURES</b>	<b>\$ 6,480</b>	<b>\$ 213,520</b>	<b>\$ 220,000</b>
<b>BALANCE</b>	<b>\$ 163,520</b>	<b>\$ -</b>	<b>\$ -</b>



This page intentionally left blank.

# PUBLIC SAFETY/CRIMINAL JUSTICE SUMMARY

## FY23 FINANCING METHOD \$3,156,339

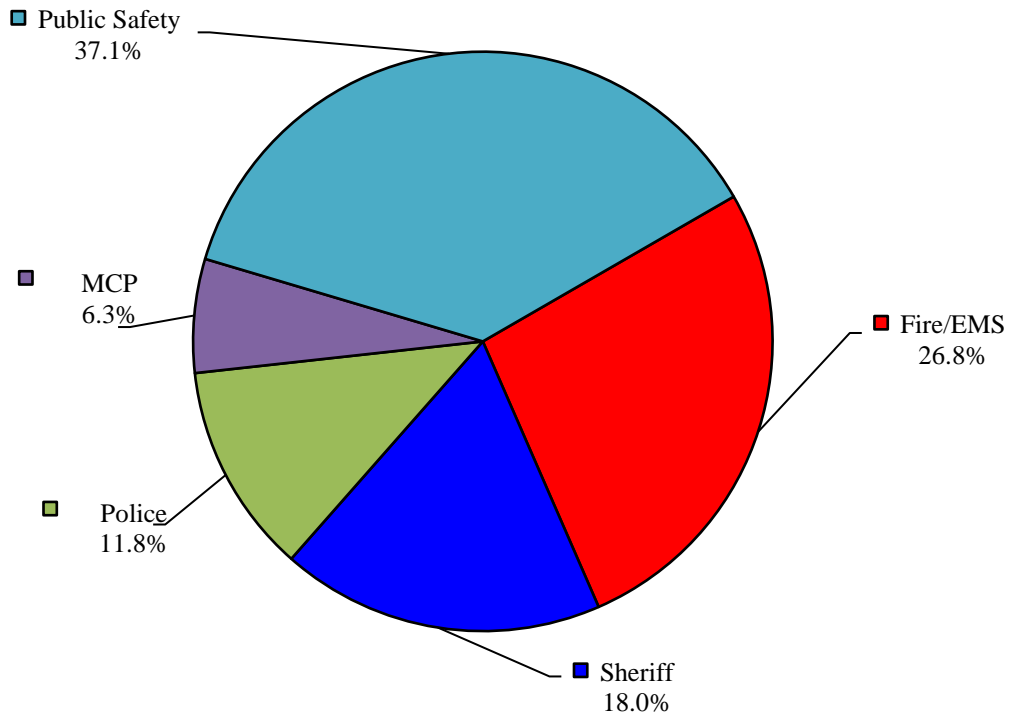


## FY23 FINANCING FOR PUBLIC SAFETY/CRIMINAL JUSTICE PROJECTS

METHOD/SOURCE	AMOUNT
Fund Balance	\$ -
1999 SPLOST	-
2009 LOST	230,000
2021 SPLOST	2,586,446
Prior Years' General Fund Balance	115,839
Prior Years' 1999 SPLOST	-
Prior Years' 2009 LOST	224,054
Prior Years' Bond Funds	-
<b>FY23 TOTAL</b>	<b>\$ 3,156,339</b>

# PUBLIC SAFETY/CRIMINAL JUSTICE SUMMARY

## FY23 PROJECT COSTS \$3,156,339



## FY23 PUBLIC SAFETY/CRIMINAL JUSTICE PROJECTS

PROJECT	AMOUNT
Fire/EMS	\$ 845,482
Sheriff	569,404
Police	371,239
MCP	200,233
Public Safety	1,169,981
<b>FY23 TOTAL</b>	<b>\$ 3,156,339</b>

**PUBLIC SAFETY/CRIMINAL JUSTICE SUMMARY**

**FIVE YEAR FORECAST  
PUBLIC SAFETY/CRIMINAL JUSTICE CAPITAL IMPROVEMENT PROJECTS**

		Carryforward	FY23	FY24	FY25	FY26	Total
<b>FUNDING SOURCES</b>							
Fund Balance and Other		\$ 115,839					\$ 115,839
Bond Proceeds							\$ -
Sales Tax (2009 LOST)		\$ 224,054	\$ 230,000				\$ 454,054
Sales Tax (1999 SPLOST)							\$ -
Sales Tax (2021 SPLOST)			\$ 2,586,446				\$ 2,586,446
Balance Forward							\$ -
<b>TOTAL FUNDING</b>		<b>\$ 339,893</b>	<b>\$ 2,816,446</b>	<b>\$ -</b>	<b>\$ -</b>	<b>\$ -</b>	<b>\$ 3,156,339</b>
			<b>\$ 3,156,339</b>				
<b>PROJECT COSTS</b>							
Court Management System	Public Safety	\$ 2,526,857	\$ 89,943				\$ 2,616,800
State Criminal Assistance	Sheriff	\$ 708,314	\$ 101				\$ 708,415
Ga Job TIPS	Police	\$ 33,524	\$ 25,757				\$ 59,281
MCP Air Handler Replacement	MCP	\$ 71,970	\$ 30				\$ 72,000
Jail Water Heater Storage Tank	Sheriff	\$ 59,707	\$ 293				\$ 60,000
MCP Air Conditioner Replacement	MCP	\$ 31,500	\$ -				\$ 31,500
Jail AC Unit Replacements	Sheriff	\$ 109,205	\$ 796				\$ 110,001
MCP Hot Water Tank Replacement	MCP	\$ 79,797	\$ 203				\$ 80,000
Public Safety Building Renovations	Public Safety	\$ 99,962	\$ 38				\$ 100,000
Columbus Police Department Info. Fund	Police	\$ 10,190	\$ -				\$ 10,190
Jail Shower Repairs OLOST	Sheriff	\$ 1,025,838	\$ -				\$ 1,025,838
MCP Inmate Software Upgrade	MCP	\$ -	\$ 200,000				\$ 200,000
Fire Station #1 Sewer Repairs	Public Safety	\$ -	\$ 30,000				\$ 30,000
Dataworks System Migration	Sheriff	\$ -	\$ 30,000				\$ 30,000
Jail Pipe Replacement	Sheriff	\$ -	\$ 192,732				\$ 192,732
Fire Station #5 Replacement	Fire	\$ -	\$ 500,000				\$ 500,000
River Road Tower	Public Safety	\$ -	\$ 1,050,000				\$ 1,050,000
Police Vehicles/Equipment	Police	\$ -	\$ 345,482				\$ 345,482
Fire/EMS Vehicles/Equipment	Fire	\$ -	\$ 345,482				\$ 345,482
Sheriff Vehicles/Equipment	Sheriff	\$ -	\$ 345,482				\$ 345,482
<b>TOTAL PROJECT COSTS</b>		<b>\$ 4,756,864</b>	<b>\$ 3,156,339</b>	<b>\$ -</b>	<b>\$ -</b>	<b>\$ -</b>	<b>\$ 7,913,203</b>

## COURT MANAGEMENT SYSTEM

<b>PROJECT NAME:</b>	Court Management System		
<b>PROJECT DESCRIPTION:</b>	Integrate all court related systems into one cloud based application		
<b>BENEFIT TO THE COMMUNITY:</b>	Enhances services provided by public safety agencies to citizens		
<b>OPERATING BUDGET IMPACT:</b>	No change to operational budget		
<b>MANAGING DEPARTMENT:</b>	INFORMATION TECHNOLOGY	<b>PROJECT TYPE:</b>	PUBLIC SAFETY
<b>ACCOUNT CODE:</b>	0508 660 1000	<b>PROJECT NO:</b>	22945

	Prior Years	FY23	Total
<b>FUNDING SOURCES</b>			
Fund Balance	\$ 2,616,800		\$ 2,616,800
Bond Proceeds			
Sales Tax (2009 LOST)			
Other			
Balance Forward		\$ 89,943	
<b>TOTAL FUNDING SOURCES</b>	<b>\$ 2,616,800</b>	<b>\$ 89,943</b>	<b>\$ 2,616,800</b>
<b>PROJECT COSTS</b>			
Professional Services	\$ 2,506,732		\$ 2,506,732
Legal			
Architect/Engineering			
Appraisal/Negotiations			
Construction			
Land Acquisition			
Furnishings & Equipment	\$ 20,125	\$ 89,943	\$ 110,068
<b>BUDGETED EXPENDITURES</b>	<b>\$ 2,526,857</b>	<b>\$ 89,943</b>	<b>\$ 2,616,800</b>
<b>BALANCE</b>	<b>\$ 89,943</b>	<b>\$ -</b>	<b>\$ -</b>

## STATE CRIMINAL ALIEN ASSISTANCE PROGRAM

<b>PROJECT NAME:</b>	State Criminal Alien Assistance Program		
<b>PROJECT DESCRIPTION:</b>	US Bureau of Justice program which recompensates municipalities for correctional officers associated with incarcerating illegal immigrants		
<b>BENEFIT TO THE COMMUNITY:</b>	Reduced taxpayer burden for cost of incarcerating inmates		
<b>OPERATING BUDGET IMPACT:</b>	Reduced cost of correctional officer detail		
<b>MANAGING DEPARTMENT:</b>	CRIMINAL JUSTICE	<b>PROJECT TYPE:</b>	PUBLIC SAFETY
<b>ACCOUNT CODE:</b>	0508 660 1000	<b>PROJECT NO:</b>	22180

	Prior Years	FY23	Total
<b>FUNDING SOURCES</b>			
Fund Balance			
Bond Proceeds			
Sales Tax			
Other-State	\$ 708,415		\$ 708,415
Balance Forward		\$ 101	
<b>TOTAL FUNDING SOURCES</b>	<b>\$ 708,415</b>	<b>\$ 101</b>	<b>\$ 708,415</b>
<b>PROJECT COSTS</b>			
Program costs	\$ 708,314	\$ 101	\$ 708,415
Legal			
Architect/Engineering			
Appraisal/Negotiations			
Construction			
Land Acquisition			
Furnishings & Equipment			
<b>BUDGETED EXPENDITURES</b>	<b>\$ 708,314</b>	<b>\$ 101</b>	<b>\$ 708,415</b>
<b>BALANCE</b>	<b>\$ 101</b>	<b>\$ -</b>	<b>\$ -</b>

## GA JOBS T.I.P.S PROGRAM

<b>PROJECT NAME:</b>	Ga Jobs T.I.P.S Program		
<b>PROJECT DESCRIPTION:</b>	State of Georgia program for workforce reintegration or counseling		
<b>BENEFIT TO THE COMMUNITY:</b>	Provides workforce resources to the community		
<b>OPERATING BUDGET IMPACT:</b>	No impact on operational budget		
<b>MANAGING DEPARTMENT:</b>	WIA	<b>PROJECT TYPE:</b>	PUBLIC SAFETY
<b>ACCOUNT CODE:</b>	0508 660 1000	<b>PROJECT NO:</b>	22202

	Prior Years	FY23	Total
<b>FUNDING SOURCES</b>			
Fund Balance			
Bond Proceeds			
Sales Tax			
Other-State	\$ 59,281		\$ 59,281
Balance Forward		\$ 25,757	
<b>TOTAL FUNDING SOURCES</b>	<b>\$ 59,281</b>	<b>\$ 25,757</b>	<b>\$ 59,281</b>
<b>PROJECT COSTS</b>			
Program costs	\$ 33,524	\$ 25,757	\$ 59,281
Legal			
Architect/Engineering			
Appraisal/Negotiations			
Construction			
Land Acquisition			
Furnishings & Equipment			
<b>BUDGETED EXPENDITURES</b>	<b>\$ 33,524</b>	<b>\$ 25,757</b>	<b>\$ 59,281</b>
<b>BALANCE</b>	<b>\$ 25,757</b>	<b>\$ -</b>	<b>\$ -</b>



## MCP AIR HANDLER REPLACEMENT

<b>PROJECT NAME:</b>	MCP Air Handler Replacement		
<b>PROJECT DESCRIPTION:</b>	Replace air handler at the Muscogee County Prison.		
<b>BENEFIT TO THE COMMUNITY:</b>	Improved air quality at Muscogee County Prison.		
<b>OPERATING BUDGET IMPACT:</b>	No impact on operational budget		
<b>MANAGING DEPARTMENT:</b>	PUBLIC WORKS	<b>PROJECT TYPE:</b>	PUBLIC SAFETY
<b>ACCOUNT CODE:</b>	0109 260 9901	<b>PROJECT NO:</b>	96044

	Prior Years	FY23	Total
<b>FUNDING SOURCES</b>			
Fund Balance			
Bond Proceeds			
Sales Tax (2009 LOST)	\$ 72,000		\$ 72,000
Other			
Balance Forward		\$ 30	
<b>TOTAL FUNDING SOURCES</b>	<b>\$ 72,000</b>	<b>\$ 30</b>	<b>\$ 72,000</b>
<b>PROJECT COSTS</b>			
Professional Services	\$ 71,970	\$ 30	\$ 72,000
Legal			
Architect/Engineering			
Appraisal/Negotiations			
Construction			
Land Acquisition			
Furnishings & Equipment			
<b>BUDGETED EXPENDITURES</b>	<b>\$ 71,970</b>	<b>\$ 30</b>	<b>\$ 72,000</b>
<b>BALANCE</b>	<b>\$ 30</b>	<b>\$ -</b>	<b>\$ -</b>

## JAIL WATER HEATER STORAGE TANK

<b>PROJECT NAME:</b>	Jail Water Heater Storage Tank		
<b>PROJECT DESCRIPTION:</b>	Replace water heater storage tank at the Muscogee County Jail.		
<b>BENEFIT TO THE COMMUNITY:</b>	Improved water control at Muscogee County Jail.		
<b>OPERATING BUDGET IMPACT:</b>	No impact on operational budget		
<b>MANAGING DEPARTMENT:</b>	PUBLIC WORKS	<b>PROJECT TYPE:</b>	PUBLIC SAFETY
<b>ACCOUNT CODE:</b>	0109 260 9901	<b>PROJECT NO:</b>	96045

	Prior Years	FY23	Total
<b>FUNDING SOURCES</b>			
Fund Balance			
Bond Proceeds			
Sales Tax (2009 LOST)	\$ 60,000		\$ 60,000
Other			
Balance Forward		\$ 293	
<b>TOTAL FUNDING SOURCES</b>	<b>\$ 60,000</b>	<b>\$ 293</b>	<b>\$ 60,000</b>
<b>PROJECT COSTS</b>			
Professional Services			
Legal			
Architect/Engineering			
Appraisal/Negotiations			
Construction	\$ 59,707	\$ 293	\$ 60,000
Land Acquisition			
Furnishings & Equipment			
<b>BUDGETED EXPENDITURES</b>	<b>\$ 59,707</b>	<b>\$ 293</b>	<b>\$ 60,000</b>
<b>BALANCE</b>	<b>\$ 293</b>	<b>\$ -</b>	<b>\$ -</b>

## MCP AIR CONDITIONER REPLACEMENT

<b>PROJECT NAME:</b>	MCP Air Conditioner Replacement		
<b>PROJECT DESCRIPTION:</b>	Replace air conditioner at the Muscogee County Prison.		
<b>BENEFIT TO THE COMMUNITY:</b>	Ensure compliance with health and safety codes at MCP.		
<b>OPERATING BUDGET IMPACT:</b>	No impact on operational budget		
<b>MANAGING DEPARTMENT:</b>	PUBLIC WORKS	<b>PROJECT TYPE:</b>	PUBLIC SAFETY
<b>ACCOUNT CODE:</b>	0109 260 9901	<b>PROJECT NO:</b>	96050

	Prior Years	FY23	Total
<b>FUNDING SOURCES</b>			
Fund Balance			
Bond Proceeds			
Sales Tax (2009 LOST)	\$ 31,500		\$ 31,500
Other			
Balance Forward			
<b>TOTAL FUNDING SOURCES</b>	<b>\$ 31,500</b>	<b>\$ -</b>	<b>\$ 31,500</b>
<b>PROJECT COSTS</b>			
Professional Services			
Legal			
Architect/Engineering			
Appraisal/Negotiations			
Construction	\$ 31,500		\$ 31,500
Land Acquisition			
Furnishings & Equipment			
<b>BUDGETED EXPENDITURES</b>	<b>\$ 31,500</b>	<b>\$ -</b>	<b>\$ 31,500</b>
<b>BALANCE</b>	<b>\$ -</b>	<b>\$ -</b>	<b>\$ -</b>

## JAIL A/C UNIT REPLACEMENTS

<b>PROJECT NAME:</b>	Jail A/C Unit Replacements (4)		
<b>PROJECT DESCRIPTION:</b>	Replace air conditioner at the Muscogee County Jail.		
<b>BENEFIT TO THE COMMUNITY:</b>	Ensure compliance and health safety codes at Muscogee County Jail		
<b>OPERATING BUDGET IMPACT:</b>	No impact on operational budget		
<b>MANAGING DEPARTMENT:</b>	PUBLIC WORKS	<b>PROJECT TYPE:</b>	PUBLIC SAFETY
<b>ACCOUNT CODE:</b>	0109 260 9901	<b>PROJECT NO:</b>	96054

	Prior Years	FY23	Total
<b>FUNDING SOURCES</b>			
Fund Balance			
Bond Proceeds			
Sales Tax (2009 LOST)	\$ 110,001		\$ 110,001
Other			
Balance Forward		\$ 796	
<b>TOTAL FUNDING SOURCES</b>	<b>\$ 110,001</b>	<b>\$ 796</b>	<b>\$ 110,001</b>
<b>PROJECT COSTS</b>			
Professional Services			
Legal			
Architect/Engineering			
Appraisal/Negotiations			
Construction	\$ 109,205	\$ 796	\$ 110,001
Land Acquisition			
Furnishings & Equipment			
<b>BUDGETED EXPENDITURES</b>	<b>\$ 109,205</b>	<b>\$ 796</b>	<b>\$ 110,001</b>
<b>BALANCE</b>	<b>\$ 796</b>	<b>\$ -</b>	<b>\$ -</b>

## MCP HOT WATER TANK REPLACEMENT

<b>PROJECT NAME:</b>	MCP Hot Water Tank Replacement		
<b>PROJECT DESCRIPTION:</b>	Replacement of hot water tank in Muscogee County Prison		
<b>BENEFIT TO THE COMMUNITY:</b>	Ensure compliance with health and safety codes at MCP.		
<b>OPERATING BUDGET IMPACT:</b>	No impact on operational budget		
<b>MANAGING DEPARTMENT:</b>	PUBLIC WORKS	<b>PROJECT TYPE:</b>	PUBLIC SAFETY
<b>ACCOUNT CODE:</b>	0109 260 9901	<b>PROJECT NO:</b>	96060

	Prior Years	FY23	Total
<b>FUNDING SOURCES</b>			
Fund Balance			
Bond Proceeds			
Sales Tax (2009 LOST)	\$ 80,000		\$ 80,000
Other			
Balance Forward		\$ 203	
<b>TOTAL FUNDING SOURCES</b>	<b>\$ 80,000</b>	<b>\$ 203</b>	<b>\$ 80,000</b>
<b>PROJECT COSTS</b>			
Professional Services			
Legal			
Architect/Engineering			
Appraisal/Negotiations			
Construction	\$ 79,797	\$ 203	\$ 80,000
Land Acquisition			
Furnishings & Equipment			
<b>BUDGETED EXPENDITURES</b>	<b>\$ 79,797</b>	<b>\$ 203</b>	<b>\$ 80,000</b>
<b>BALANCE</b>	<b>\$ 203</b>	<b>\$ -</b>	<b>\$ -</b>

## PUBLIC SAFETY BUILDING RENOVATIONS

<b>PROJECT NAME:</b>	Public Safety Building Renovations		
<b>PROJECT DESCRIPTION:</b>	Renovations to Public Safety Building		
<b>BENEFIT TO THE COMMUNITY:</b>	Improved safety for employees, citizens and visitors who work and use the Public Safety Building		
<b>OPERATING BUDGET IMPACT:</b>	No impact on operational budget		
<b>MANAGING DEPARTMENT:</b>	VARIOUS	<b>PROJECT TYPE:</b>	PUBLIC SAFETY
<b>ACCOUNT CODE:</b>	0508 660 1000	<b>PROJECT NO:</b>	22955

	Prior Years	FY23	Total
<b>FUNDING SOURCES</b>			
Fund Balance	\$ 100,000		\$ 100,000
Bond Proceeds			
Sales Tax			
Other			
Balance Forward		\$ 38	
<b>TOTAL FUNDING SOURCES</b>	<b>\$ 100,000</b>	<b>\$ 38</b>	<b>\$ 100,000</b>
<b>PROJECT COSTS</b>			
Professional Services			
Legal			
Architect/Engineering			
Appraisal/Negotiations			
Construction	\$ 99,962	\$ 38	\$ 100,000
Land Acquisition			
Furnishings & Equipment			
<b>BUDGETED EXPENDITURES</b>	<b>\$ 99,962</b>	<b>\$ 38</b>	<b>\$ 100,000</b>
<b>BALANCE</b>	<b>\$ 38</b>	<b>\$ -</b>	<b>\$ -</b>

## COLUMBUS POLICE DEPARTMENT INFORMATION FUND

<b>PROJECT NAME:</b>	Columbus Police Department Information Fund		
<b>PROJECT DESCRIPTION:</b>	Use of funds for confidential sources of information		
<b>BENEFIT TO THE COMMUNITY:</b>	Ensures safety of citizens		
<b>OPERATING BUDGET IMPACT:</b>	No impact on operational budget		
<b>MANAGING DEPARTMENT:</b>	VARIOUS	<b>PROJECT TYPE:</b>	PUBLIC SAFETY
<b>ACCOUNT CODE:</b>	0508 660 1000	<b>PROJECT NO:</b>	22956

	Prior Years	FY23	Total
<b>FUNDING SOURCES</b>			
Fund Balance	\$ 10,190		\$ 10,190
Bond Proceeds			
Sales Tax			
Other			
Balance Forward			
<b>TOTAL FUNDING SOURCES</b>	<b>\$ 10,190</b>	<b>\$ -</b>	<b>\$ 10,190</b>
<b>PROJECT COSTS</b>			
Professional Services			
Legal			
Architect/Engineering			
Appraisal/Negotiations			
Construction	\$ 10,190		\$ 10,190
Land Acquisition			
Furnishings & Equipment			
<b>BUDGETED EXPENDITURES</b>	<b>\$ 10,190</b>	<b>\$ -</b>	<b>\$ 10,190</b>
<b>BALANCE</b>	<b>\$ -</b>	<b>\$ -</b>	<b>\$ -</b>

## JAIL SHOWER REPAIRS/IMPROVEMENTS OLOST

<b>PROJECT NAME:</b>	Jail Shower Repairs/Improvements OLOST		
<b>PROJECT DESCRIPTION:</b>	Repairing showers of jail due to extensive water damage		
<b>BENEFIT TO THE COMMUNITY:</b>	Ensure compliance with health and safety codes at MCP.		
<b>OPERATING BUDGET IMPACT:</b>	No impact on operational budget		
<b>MANAGING DEPARTMENT:</b>	VARIOUS	<b>PROJECT TYPE:</b>	PUBLIC SAFETY
<b>ACCOUNT CODE:</b>	0508 660 1000	<b>PROJECT NO:</b>	22959

	Prior Years	FY23	Total
<b>FUNDING SOURCES</b>			
Fund Balance	\$ 1,025,838		\$ 1,025,838
Bond Proceeds			
Sales Tax			
Other			
Balance Forward			
<b>TOTAL FUNDING SOURCES</b>	<b>\$ 1,025,838</b>	<b>\$ -</b>	<b>\$ 1,025,838</b>
<b>PROJECT COSTS</b>			
Professional Services			
Legal			
Architect/Engineering			
Appraisal/Negotiations			
Construction	\$ 1,025,838		\$ 1,025,838
Land Acquisition			
Furnishings & Equipment			
<b>BUDGETED EXPENDITURES</b>	<b>\$ 1,025,838</b>	<b>\$ -</b>	<b>\$ 1,025,838</b>
<b>BALANCE</b>	<b>\$ -</b>	<b>\$ -</b>	<b>\$ -</b>



## MCP INMATE SOFTWARE UPGRADE

<b>PROJECT NAME:</b>	MCP Inmate Software Upgrade		
<b>PROJECT DESCRIPTION:</b>	Upgrading the Software System in the Jail		
<b>BENEFIT TO THE COMMUNITY:</b>	Enhances services provided by public safety agencies to citizens		
<b>OPERATING BUDGET IMPACT:</b>	No impact to Budget		
<b>MANAGING DEPARTMENT:</b>	INFORMATION TECHNOLOGY	<b>PROJECT TYPE:</b>	PUBLIC SAFETY
<b>ACCOUNT CODE:</b>	0109 210 9901	<b>PROJECT NO:</b>	90005

	Prior Years	FY23	Total
<b>FUNDING SOURCES</b>			
Fund Balance			
Bond Proceeds			
Sales Tax (2009 LOST)	\$ 150,000	\$ 50,000	\$ 200,000
Other			
Balance Forward		\$ 150,000	
<b>TOTAL FUNDING SOURCES</b>	<b>\$ 150,000</b>	<b>\$ 200,000</b>	<b>\$ 200,000</b>
<b>PROJECT COSTS</b>			
Professional Services		\$ 50,000	\$ 50,000
Legal			
Architect/Engineering			
Appraisal/Negotiations			
Construction			
Land Acquisition			
Furnishings & Equipment		\$ 150,000	\$ 150,000
<b>BUDGETED EXPENDITURES</b>	<b>\$ -</b>	<b>\$ 200,000</b>	<b>\$ 200,000</b>
<b>BALANCE</b>	<b>\$ 150,000</b>	<b>\$ -</b>	<b>\$ -</b>

## FIRE STATION #1 REPAIRS

<b>PROJECT NAME:</b>	Fire Station #1 Sewer Repairs		
<b>PROJECT DESCRIPTION:</b>	Repairing Fire Station #1 due to issues with sewage.		
<b>BENEFIT TO THE COMMUNITY:</b>	Ensure compliance with health and safety codes and regulations.		
<b>OPERATING BUDGET IMPACT:</b>	No impact to operational Budget		
<b>MANAGING DEPARTMENT:</b>	PUBLIC WORKS	<b>PROJECT TYPE:</b>	PUBLIC SAFETY
<b>ACCOUNT CODE:</b>	0109 260 9901	<b>PROJECT NO:</b>	96097

	Prior Years	FY23	Total
<b>FUNDING SOURCES</b>			
Fund Balance			
Bond Proceeds			
Sales Tax (2009 LOST)		\$ 30,000	\$ 30,000
Other			
Balance Forward			
<b>TOTAL FUNDING SOURCES</b>	<b>\$ -</b>	<b>\$ 30,000</b>	<b>\$ 30,000</b>
<b>PROJECT COSTS</b>			
Professional Services			
Legal			
Architect/Engineering			
Appraisal/Negotiations			
Construction		\$ 30,000	\$ 30,000
Land Acquisition			
Furnishings & Equipment			
<b>BUDGETED EXPENDITURES</b>	<b>\$ -</b>	<b>\$ 30,000</b>	<b>\$ 30,000</b>
<b>BALANCE</b>	<b>\$ -</b>	<b>\$ -</b>	<b>\$ -</b>

## DATAWORKS SYSTEM MIGRATION

<b>PROJECT NAME:</b>	Dataworks System Migration		
<b>PROJECT DESCRIPTION:</b>	Integrate all Dataworks related systems into one system and cloud.		
<b>BENEFIT TO THE COMMUNITY:</b>	Enhances services provided by public safety agencies.		
<b>OPERATING BUDGET IMPACT:</b>	No impact to Budget		
<b>MANAGING DEPARTMENT:</b>	INFORMATION TECHNOLOGY	<b>PROJECT TYPE:</b>	PUBLIC SAFETY
<b>ACCOUNT CODE:</b>	0109 210 9901	<b>PROJECT NO:</b>	90009

	Prior Years	FY23	Total
<b>FUNDING SOURCES</b>			
Fund Balance			
Bond Proceeds			
Sales Tax (2009 LOST		\$ 30,000	\$ 30,000
Other			
Balance Forward			
<b>TOTAL FUNDING SOURCES</b>	<b>\$ -</b>	<b>\$ 30,000</b>	<b>\$ 30,000</b>
<b>PROJECT COSTS</b>			
Professional Services		\$ 30,000	\$ 30,000
Legal			
Architect/Engineering			
Appraisal/Negotiations			
Construction			
Land Acquisition			
Furnishings & Equipment			
<b>BUDGETED EXPENDITURES</b>	<b>\$ -</b>	<b>\$ 30,000</b>	<b>\$ 30,000</b>
<b>BALANCE</b>	<b>\$ -</b>	<b>\$ -</b>	<b>\$ -</b>

## JAIL PIPE REPLACEMENT

<b>PROJECT NAME:</b>	Jail Pipe Replacement		
<b>PROJECT DESCRIPTION:</b>	Repairing the pipes in the Jail for safety precaution		
<b>BENEFIT TO THE COMMUNITY:</b>	Ensure compliance with health and safety codes at the Jail.		
<b>OPERATING BUDGET IMPACT:</b>	No impact to Budget		
<b>MANAGING DEPARTMENT:</b>	PUBLIC WORKS	<b>PROJECT TYPE:</b>	PUBLIC SAFETY
<b>ACCOUNT CODE:</b>	0109 260 9901	<b>PROJECT NO:</b>	96090

	Prior Years	FY23	Total
<b>FUNDING SOURCES</b>			
Fund Balance			
Bond Proceeds			
Sales Tax (2009 LOST)	\$ 72,732	\$ 120,000	\$ 192,732
Other			
Balance Forward		\$ 72,732	
<b>TOTAL FUNDING SOURCES</b>	<b>\$ 72,732</b>	<b>\$ 192,732</b>	<b>\$ 192,732</b>
<b>PROJECT COSTS</b>			
Professional Services			
Legal			
Architect/Engineering			
Appraisal/Negotiations			
Construction		\$ 192,732	\$ 192,732
Land Acquisition			
Furnishings & Equipment			
<b>BUDGETED EXPENDITURES</b>	<b>\$ -</b>	<b>\$ 192,732</b>	<b>\$ 192,732</b>
<b>BALANCE</b>	<b>\$ 72,732</b>	<b>\$ -</b>	<b>\$ -</b>

# FIRE STATION #5 REPLACEMENT

<b>PROJECT NAME:</b>	Fire Station #5 Replacement		
<b>PROJECT DESCRIPTION:</b>	Repairing and replacing issues in Station #5.		
<b>BENEFIT TO THE COMMUNITY:</b>	Ensure compliance with health and safety codes and regulations		
<b>OPERATING BUDGET IMPACT:</b>	No impact to Budget		
<b>MANAGING DEPARTMENT:</b>	VARIOUS	<b>PROJECT NO:</b>	PUBLIC SAFETY
<b>ACCOUNT CODE:</b>	0567 696 3111	<b>PROJECT NO:</b>	54154

	Prior Years	FY23	Total
<b>FUNDING SOURCES</b>			
Fund Balance			
Bond Proceeds			
Sales Tax (2021 SPLOST)		\$ 500,000	\$ 500,000
Other			
Balance Forward			
<b>TOTAL FUNDING SOURCES</b>	<b>\$ -</b>	<b>\$ 500,000</b>	<b>\$ 500,000</b>
<b>PROJECT COSTS</b>			
Professional Services			
Legal			
Architect/Engineering			
Appraisal/Negotiations			
Construction		\$ 500,000	\$ 500,000
Land Acquisition			
Furnishings & Equipment			
<b>BUDGETED EXPENDITURES</b>	<b>\$ -</b>	<b>\$ 500,000</b>	<b>\$ 500,000</b>
<b>BALANCE</b>	<b>\$ -</b>	<b>\$ -</b>	<b>\$ -</b>

## RIVER ROAD TOWER

<b>PROJECT NAME:</b>	River Road Tower		
<b>PROJECT DESCRIPTION:</b>	Repairing and fixing any issues at the River Road Tower.		
<b>BENEFIT TO THE COMMUNITY:</b>	Ensure compliance with health and safety codes and regulations.		
<b>OPERATING BUDGET IMPACT:</b>	No impact to Budget		
<b>MANAGING DEPARTMENT:</b>	VARIOUS	<b>PROJECT NO:</b>	PUBLIC SAFETY
<b>ACCOUNT CODE:</b>	0567 696 3111	<b>PROJECT NO:</b>	54150

	Prior Years	FY23	Total
<b>FUNDING SOURCES</b>			
Fund Balance			
Bond Proceeds			
Sales Tax (2021 SPLOST)		\$ 1,050,000	\$ 1,050,000
Other			
Balance Forward			
<b>TOTAL FUNDING SOURCES</b>	<b>\$ -</b>	<b>\$ 1,050,000</b>	<b>\$ 1,050,000</b>
<b>PROJECT COSTS</b>			
Professional Services			
Legal			
Architect/Engineering			
Appraisal/Negotiations			
Construction		\$ 1,050,000	\$ 1,050,000
Land Acquisition			
Furnishings & Equipment			
<b>BUDGETED EXPENDITURES</b>	<b>\$ -</b>	<b>\$ 1,050,000</b>	<b>\$ 1,050,000</b>
<b>BALANCE</b>	<b>\$ -</b>	<b>\$ -</b>	<b>\$ -</b>

## POLICE VEHICLES/EQUIPMENT

<b>PROJECT NAME:</b>	Police Vehicles/Equipment		
<b>PROJECT DESCRIPTION:</b>	Funds set aside for public safety vehicles and equipment for vehicles.		
<b>BENEFIT TO THE COMMUNITY:</b>	Ensure compliance with updated safety vehicles to better the community.		
<b>OPERATING BUDGET IMPACT:</b>	No impact to Budget		
<b>MANAGING DEPARTMENT:</b>	VARIOUS	<b>PROJECT TYPE:</b>	PUBLIC SAFETY
<b>ACCOUNT CODE:</b>	0567 696 3111	<b>PROJECT NO:</b>	54151

	Prior Years	FY23	Total
<b>FUNDING SOURCES</b>			
Fund Balance			
Bond Proceeds			
Sales Tax (2021 SPLOST)		\$ 345,482	\$ 345,482
Other			
Balance Forward			
<b>TOTAL FUNDING SOURCES</b>	\$ -	\$ 345,482	\$ 345,482
<b>PROJECT COSTS</b>			
Professional Services		\$ 345,482	\$ 345,482
Legal			
Architect/Engineering			
Appraisal/Negotiations			
Construction			
Land Acquisition			
Furnishings & Equipment			
<b>BUDGETED EXPENDITURES</b>	\$ -	\$ 345,482	\$ 345,482
<b>BALANCE</b>	\$ -	\$ -	\$ -

## FIRE/EMS VEHICLES/EQUIPMENT

<b>PROJECT NAME:</b>	Fire/EMS Vehicles/Equipment		
<b>PROJECT DESCRIPTION:</b>	Funds set aside for public safety vehicles and equipment for vehicles.		
<b>BENEFIT TO THE COMMUNITY:</b>	Ensure compliance with updated safety vehicles to better the community.		
<b>OPERATING BUDGET IMPACT:</b>	No impact to Budget		
<b>MANAGING DEPARTMENT:</b>	VARIOUS	<b>PROJECT TYPE:</b>	PUBLIC SAFETY
<b>ACCOUNT CODE:</b>	0567 696 3111	<b>PROJECT NO:</b>	54152

	Prior Years	FY23	Total
<b>FUNDING SOURCES</b>			
Fund Balance			
Bond Proceeds			
Sales Tax (2021 SPLOST)		\$ 345,482	\$ 345,482
Other			
Balance Forward			
<b>TOTAL FUNDING SOURCES</b>	<b>\$ -</b>	<b>\$ 345,482</b>	<b>\$ 345,482</b>
<b>PROJECT COSTS</b>			
Professional Services		\$ 345,482	\$ 345,482
Legal			
Architect/Engineering			
Appraisal/Negotiations			
Construction			
Land Acquisition			
Furnishings & Equipment			
<b>BUDGETED EXPENDITURES</b>	<b>\$ -</b>	<b>\$ 345,482</b>	<b>\$ 345,482</b>
<b>BALANCE</b>	<b>\$ -</b>	<b>\$ -</b>	<b>\$ -</b>



## SHERIFF VEHICLES/EQUIPMENT

<b>PROJECT NAME:</b>	Sheriff Vehicles/Equipment		
<b>PROJECT DESCRIPTION:</b>	Funds set aside for public safety vehicles and equipment for vehicles.		
<b>BENEFIT TO THE COMMUNITY:</b>	Ensure compliance with updated safety vehicles to better the community.		
<b>OPERATING BUDGET IMPACT:</b>	No impact to Budget		
<b>MANAGING DEPARTMENT:</b>	VARIOUS	<b>PROJECT TYPE:</b>	PUBLIC SAFETY
<b>ACCOUNT CODE:</b>	0567 696 3111	<b>PROJECT NO:</b>	54153

	Prior Years	FY23	Total
<b>FUNDING SOURCES</b>			
Fund Balance			
Bond Proceeds			
Sales Tax (2021 SPLOST)		\$ 345,482	\$ 345,482
Other			
Balance Forward			
<b>TOTAL FUNDING SOURCES</b>	<b>\$ -</b>	<b>\$ 345,482</b>	<b>\$ 345,482</b>
<b>PROJECT COSTS</b>			
Professional Services		\$ 345,482	\$ 345,482
Legal			
Architect/Engineering			
Appraisal/Negotiations			
Construction			
Land Acquisition			
Furnishings & Equipment			
<b>BUDGETED EXPENDITURES</b>	<b>\$ -</b>	<b>\$ 345,482</b>	<b>\$ 345,482</b>
<b>BALANCE</b>	<b>\$ -</b>	<b>\$ -</b>	<b>\$ -</b>

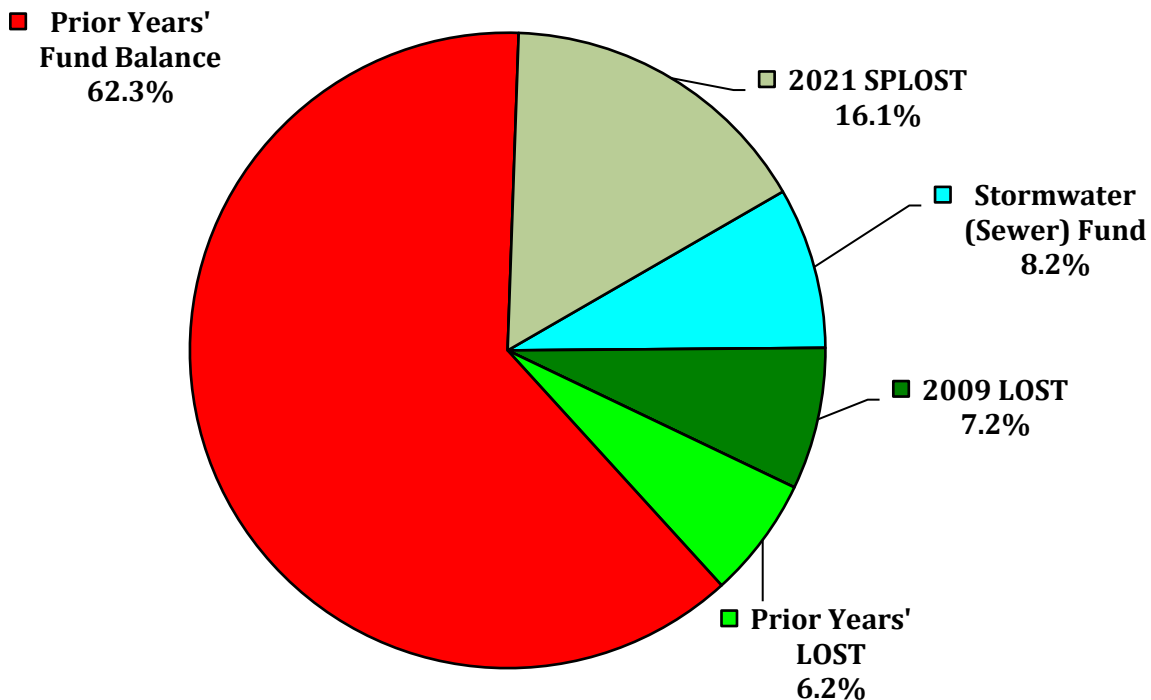


This page intentionally left blank.

# DRAINAGE SUMMARY

---

## FY23 FINANCING METHOD \$16,757,515



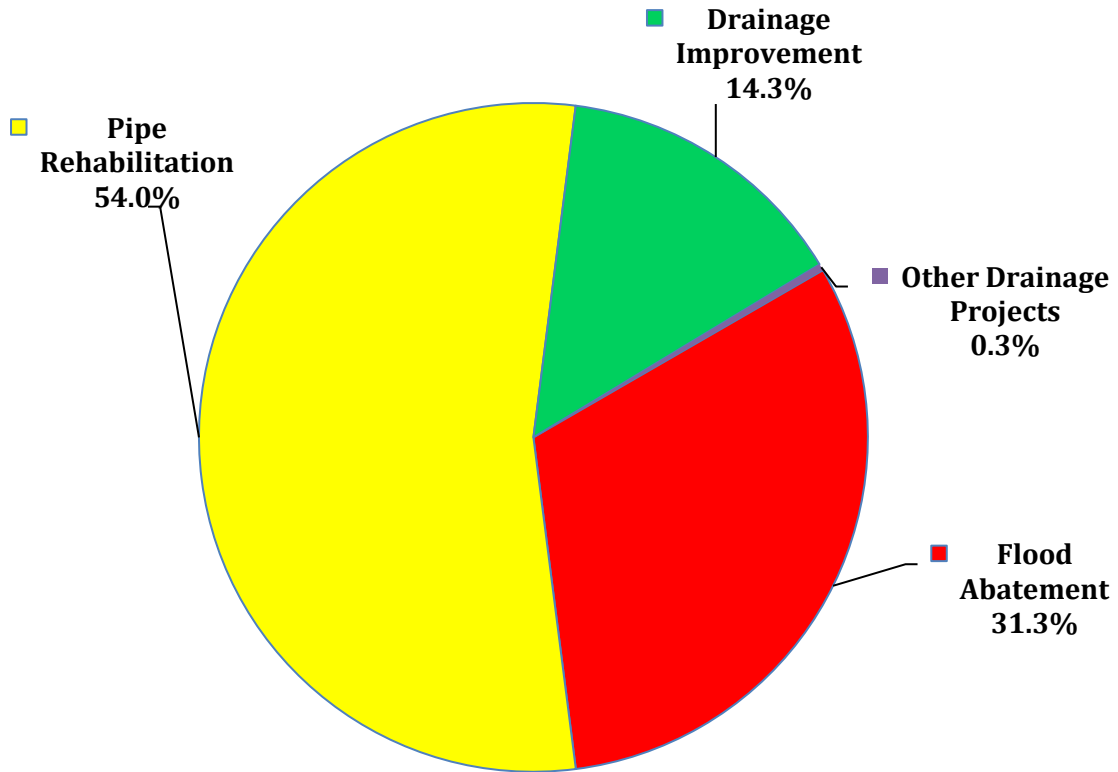
## FY23 FINANCING FOR DRAINAGE PROJECTS

METHOD/SOURCE	AMOUNT
Stormwater (Sewer) Fund	\$ 1,375,163
1999 SPLOST	-
2009 LOST	1,210,000
Bond Proceeds	-
Prior Years' 1999 SPLOST	-
Prior Years' LOST	1,031,041
Prior Years' Fund Balance	10,441,311
Prior Years' Bond Funds	-
2021 SPLOST	2,700,000
<b>FY23 TOTAL</b>	<b>\$ 16,757,515</b>

# DRAINAGE SUMMARY

---

## FY23 PROJECT COSTS \$16,757,515



## FY23 DRAINAGE PROJECTS

Type of Project	AMOUNT
Flood Abatement	\$ 5,246,346
Pipe Rehabilitation	9,056,980
Drainage Improvement	2,399,676
Other Drainage Projects	54,513
<b>FY23 TOTAL</b>	<b>\$ 16,757,515</b>

# DRAINAGE SUMMARY

## FIVE YEAR FORECAST STORMWATER (SEWER) FUND CAPITAL IMPROVEMENT PROJECTS

			Carryforward	FY23	FY24	FY25	FY26	Total
<b>FUNDING SOURCES</b>								
Stormwater (Sewer) Fund			\$ 10,441,311	\$ 1,375,163	\$ 800,000	\$ 800,000	\$ 800,000	\$ 14,216,474
Bond Proceeds								\$ -
Sales Tax (2009 LOST)			\$ 1,031,041	\$ 1,210,000	\$ 500,000	\$ 500,000	\$ 500,000	\$ 3,741,041
Sales Tax (1999 SPLOST)								\$ -
Sales Tax (2021 SPLOST)				\$ 2,700,000				\$ 2,700,000
Balance Forward								\$ -
<b>TOTAL FUNDING</b>			<b>\$ 11,472,352</b>	<b>\$ 5,285,163</b>	<b>\$ 1,300,000</b>	<b>\$ 1,300,000</b>	<b>\$ 1,300,000</b>	<b>\$ 20,657,515</b>
				<b>\$ 16,757,515</b>				
<b>PROJECT COSTS</b>								
Sewer Fund Contingency		Other	\$ 136,087					\$ 136,087
19th St Flood Abatement		Flood Abatement	\$ 713,355	\$ 5,246,346				\$ 5,959,701
Cherokee Retaining Wall		Improvement	\$ 1,783,098	\$ 100,000				\$ 1,883,098
LOST Stormwater		Improvement	\$ 1,911,790	\$ 1,878,550	\$ 500,000	\$ 500,000	\$ 500,000	\$ 5,290,340
Fleet Management/EPA		Other	\$ 1,083,269	\$ 54,513				\$ 1,137,782
Bay Avenue Sewer Replace		Pipe Rehab	\$ 787,885	\$ -				\$ 787,885
Pipe Rehabilitation		Pipe Rehab	\$ 6,787,569	\$ 6,146,555	\$ 800,000	\$ 800,000	\$ 800,000	\$ 15,334,124
Talbotton Rd Stormwater		Pipe Rehab	\$ 153,522	\$ -				\$ 153,522
Psalmond Rd Sewer System		Improvement	\$ 133,752	\$ 105,881				\$ 239,633
Lockwood Storm Sewer Upgrade		Improvement	\$ 682,598	\$ -				\$ 682,598
Calumet Drive Culvert Repair		Improvement	\$ 755,896	\$ 296,523				\$ 1,052,419
North Precinct Sewer Connection OLOST		Improvement	\$ 112,185	\$ 18,722				\$ 130,907
CCG Owned Lift Stations Rehab		Pipe Rehab	\$ 49,575	\$ 200,425				\$ 250,000
Light Pole 88 Riverbank Slope Repair		Pipe Rehab	\$ 922,363	\$ 2,700,000				\$ 3,622,363
Warm Springs Culvert		Flood Abatement	\$ 333,000					\$ 333,000
Rock Island Pipe Replacement		Pipe Rehab	\$ -	\$ 10,000				\$ 10,000
<b>TOTAL PROJECT COSTS</b>			<b>\$ 14,928,821</b>	<b>\$ 16,757,515</b>	<b>\$ 1,300,000</b>	<b>\$ 1,300,000</b>	<b>\$ 1,300,000</b>	<b>\$ 32,657,189</b>

## SEWER FUND CONTINGENCY

<b>PROJECT NAME:</b>	Sewer Fund Contingency		
<b>PROJECT DESCRIPTION:</b>	Funds set aside annually to cover various expenditures related to Stormwater and Flood Abatement within Muscogee County		
<b>BENEFIT TO THE COMMUNITY:</b>	Prevention risk of stormwater overflow damage to adjacent areas and to comply with established State and Federal requirements		
<b>OPERATING BUDGET IMPACT:</b>	No impact on operational budget		
<b>MANAGING DEPARTMENT:</b>	ENGINEERING	<b>PROJECT TYPE:</b>	DRAINAGE
<b>ACCOUNT CODE:</b>	0508 660 2000	<b>PROJECT NO:</b>	20200

	Prior Years	FY23	Total
<b>FUNDING SOURCES</b>			
Stormwater (Sewer) Fund	\$ 136,087		\$ 136,087
Bond Proceeds			
Sales Tax			
Other			
Balance Forward			
<b>TOTAL FUNDING SOURCES</b>	<b>\$ 136,087</b>	<b>\$ -</b>	<b>\$ 136,087</b>
<b>PROJECT COSTS</b>			
Professional Services			
Legal			
Architect/Engineering			
Appraisal/Negotiations			
Construction	\$ 136,087		\$ 136,087
Land Acquisition			
Furnishings & Equipment			
<b>BUDGETED EXPENDITURES</b>	<b>\$ 136,087</b>	<b>\$ -</b>	<b>\$ 136,087</b>
<b>BALANCE</b>	<b>\$ -</b>	<b>\$ -</b>	<b>\$ -</b>

## 19TH STREET FLOOD ABATEMENT (MERITAS)

<b>PROJECT NAME:</b>	19th Street Flood Abatement (Meritas)		
<b>PROJECT DESCRIPTION:</b>	Research, design and construct roadways to prevent flooding of area surrounding 19th Street near Meritas		
<b>BENEFIT TO THE COMMUNITY:</b>	Reduced risk exposure for citizens and property owners from potential damage caused by flooding		
<b>OPERATING BUDGET IMPACT:</b>	Reduced repair and maintenance costs that could result from flooding		
<b>MANAGING DEPARTMENT:</b>	ENGINEERING 0508 660 2000, 0554 200 2439 and 0540 695 2127	<b>PROJECT TYPE:</b>	FLOOD ABATEMENT 21120, 40243, 53032
<b>ACCOUNT CODE:</b>		<b>PROJECT NO:</b>	

	Prior Years	FY23	Total
<b>FUNDING SOURCES</b>			
Stormwater (Sewer) Fund	\$ 628,423		\$ 628,423
Bond Proceeds	\$ 1,160,514		\$ 1,160,514
Sales Tax (1999 SPLOST)	\$ 4,170,764		\$ 4,170,764
Other			
Balance Forward		\$ 5,246,346	
<b>TOTAL FUNDING SOURCES</b>	<b>\$ 5,959,701</b>	<b>\$ 5,246,346</b>	<b>\$ 5,959,701</b>
<b>PROJECT COSTS</b>			
Professional Services	\$ 10,000	\$ 20,000	\$ 30,000
Legal	\$ 160,000	\$ 200,000	\$ 360,000
Architect/Engineering	\$ 250,000	\$ 271,900	\$ 521,900
Appraisal/Negotiations			
Construction	\$ 293,355	\$ 4,754,446	\$ 5,047,801
Land Acquisition			
Furnishings & Equipment			
<b>BUDGETED EXPENDITURES</b>	<b>\$ 713,355</b>	<b>\$ 5,246,346</b>	<b>\$ 5,959,701</b>
<b>BALANCE</b>	<b>\$ 5,246,346</b>	<b>\$ -</b>	<b>\$ -</b>

## CHEROKEE RETAINING WALL

<b>PROJECT NAME:</b>	Cherokee Retaining Wall		
<b>PROJECT DESCRIPTION:</b>	Replace existing retaining wall, constructed in the 1950's, which supports the banks on either side of the ravine along Cherokee Avenue		
<b>BENEFIT TO THE COMMUNITY:</b>	Protect citizens and property owners from safety hazards and property damage caused by wall failure		
<b>OPERATING BUDGET IMPACT:</b>	Reduction of maintenance costs and reduced liability exposure		
<b>MANAGING DEPARTMENT:</b>	ENGINEERING 0508 660 2000 and	<b>PROJECT TYPE:</b>	DRAINAGE 20757, 21129,
<b>ACCOUNT CODE:</b>	0540 695 2127	<b>PROJECT NO:</b>	50805

	Prior Years	FY23	Total
<b>FUNDING SOURCES</b>			
Stormwater (Sewer) Fund	\$ 1,299,535		\$ 1,299,535
Bond Proceeds			
Sales Tax (1999 SPLOST)	\$ 583,563		\$ 583,563
Other			
Balance Forward		\$ 100,000	
<b>TOTAL FUNDING SOURCES</b>	<b>\$ 1,883,098</b>	<b>\$ 100,000</b>	<b>\$ 1,883,098</b>
<b>PROJECT COSTS</b>			
Professional Services			
Legal			
Architect/Engineering	\$ 83,759		\$ 83,759
Appraisal/Negotiations			
Construction	\$ 1,699,340	\$ 100,000	\$ 1,799,340
Land Acquisition			
Furnishings & Equipment			
<b>BUDGETED EXPENDITURES</b>	<b>\$ 1,783,098</b>	<b>\$ 100,000</b>	<b>\$ 1,883,098</b>
<b>BALANCE</b>	<b>\$ 100,000</b>	<b>\$ -</b>	<b>\$ -</b>



## LOCAL OPTION SALES TAX STORMWATER FUNDS

<b>PROJECT NAME:</b>	LOST Stormwater (SW) Funds		
<b>PROJECT DESCRIPTION:</b>	Systematic funding of necessary investment in stormwater systems		
<b>BENEFIT TO THE COMMUNITY:</b>	Sustained investment in infrastructure to ensure safety for citizens and property owners from risks associated with aging drainage systems		
<b>OPERATING BUDGET IMPACT:</b>	Reduced exposure for unexpected maintenance costs		
<b>MANAGING DEPARTMENT:</b>	ENGINEERING	<b>PROJECT TYPE:</b>	DRAINAGE
<b>ACCOUNT CODE:</b>	0109 250 9901	<b>PROJECT NO:</b>	94001

	Prior Years	FY23	Total
<b>FUNDING SOURCES</b>			
Stormwater (Sewer) Fund			
Bond Proceeds			
Sales Tax (2009 LOST)	\$ 2,590,340	\$ 1,200,000	\$ 3,790,340
Other			
Balance Forward		\$ 678,550	
<b>TOTAL FUNDING SOURCES</b>	<b>\$ 2,590,340</b>	<b>\$ 1,878,550</b>	<b>\$ 3,790,340</b>
<b>PROJECT COSTS</b>			
Professional Services			
Legal			
Architect/Engineering	\$ 1,911,790	\$ 788,550	\$ 2,700,340
Appraisal/Negotiations			
Construction		\$ 1,090,000	\$ 1,090,000
Land Acquisition			
Furnishings & Equipment			
<b>BUDGETED EXPENDITURES</b>	<b>\$ 1,911,790</b>	<b>\$ 1,878,550</b>	<b>\$ 3,790,340</b>
<b>BALANCE</b>	<b>\$ 678,550</b>	<b>\$ -</b>	<b>\$ -</b>

## FLEET MANAGEMENT EPA

<b>PROJECT NAME:</b>	Fleet Management EPA		
<b>PROJECT DESCRIPTION:</b>	Bring the Fleet Maintenance Complex into compliance with EPA Clean Water Act, Includes installation of oil/water separator drainage system		
<b>BENEFIT TO THE COMMUNITY:</b>	Oil/water separators will prevent contaminated water from polluting the area's streams and rivers and help protect wildlife		
<b>OPERATING BUDGET IMPACT:</b>	Ensures compliance with U.S. EPA requirements and reduces risk of violations of the Clean Water Act		
<b>MANAGING DEPARTMENT:</b>	PUBLIC WORKS	<b>PROJECT TYPE:</b>	OTHER
<b>ACCOUNT CODE:</b>	0508 660 2000	<b>PROJECT NO:</b>	20771

	Prior Years	FY23	Total
<b>FUNDING SOURCES</b>			
Stormwater (Sewer) Fund	\$ 1,137,782		\$ 1,137,782
Bond Proceeds			
Sales Tax			
Other			
Balance Forward		\$ 54,513	
<b>TOTAL FUNDING SOURCES</b>	<b>\$ 1,137,782</b>	<b>\$ 54,513</b>	<b>\$ 1,137,782</b>
<b>PROJECT COSTS</b>			
Professional Services	\$ 3,960		\$ 3,960
Legal			
Architect/Engineering	\$ 520,070	\$ 54,513	\$ 574,583
Appraisal/Negotiations			
Construction	\$ 460,003		\$ 460,003
Land Acquisition			
Furnishings & Equipment	\$ 99,236		\$ 99,236
<b>BUDGETED EXPENDITURES</b>	<b>\$ 1,083,269</b>	<b>\$ 54,513</b>	<b>\$ 1,137,782</b>
<b>BALANCE</b>	<b>\$ 54,513</b>	<b>\$ -</b>	<b>\$ -</b>

## BAY AVENUE SEWER REPLACEMENT

<b>PROJECT NAME:</b>	Bay Avenue Sewer Replacement		
<b>PROJECT DESCRIPTION:</b>	Repair and/or replace sewer pipeline on Bay Avenue.		
<b>BENEFIT TO THE COMMUNITY:</b>	Improved infrastructure for citizens and property owners		
<b>OPERATING BUDGET IMPACT:</b>	Reduced exposure to maintenance and repair costs		
<b>MANAGING DEPARTMENT:</b>	ENGINEERING	<b>PROJECT TYPE:</b>	PIPE REHAB
<b>ACCOUNT CODE:</b>	0508 660 2000	<b>PROJECT NO:</b>	21125

	Prior Years	FY23	Total
<b>FUNDING SOURCES</b>			
Stormwater (Sewer) Fund	\$ 787,885		\$ 787,885
Bond Proceeds			
Sales Tax (2009 LOST)			
Other			
Balance Forward			
<b>TOTAL FUNDING SOURCES</b>	<b>\$ 787,885</b>	<b>\$ -</b>	<b>\$ 787,885</b>
<b>PROJECT COSTS</b>			
Professional Services	\$ 1,327		\$ 1,327
Legal			
Architect/Engineering	\$ 34,395		\$ 34,395
Appraisal/Negotiations			
Construction	\$ 752,163		\$ 752,163
Land Acquisition			
Furnishings & Equipment			
<b>BUDGETED EXPENDITURES</b>	<b>\$ 787,885</b>	<b>\$ -</b>	<b>\$ 787,885</b>
<b>BALANCE</b>	<b>\$ -</b>	<b>\$ -</b>	<b>\$ -</b>

## PIPE REHABILITATION

<b>PROJECT NAME:</b>	Pipe Rehab		
<b>PROJECT DESCRIPTION:</b>	Funding set aside annually for the repair and/or replacement of deteriorated combined sewers in Columbus		
<b>BENEFIT TO THE COMMUNITY:</b>	Reduced exposure for citizens and property owners for safety hazards or property damage caused by aging storm sewer systems		
<b>OPERATING BUDGET IMPACT:</b>	Reduced exposure to maintenance and repair costs		
<b>MANAGING DEPARTMENT:</b>	ENGINEERING 0508 660 2000 and	<b>PROJECT TYPE:</b>	PIPE REHAB 20770, 21126,
<b>ACCOUNT CODE:</b>	0109 250 9901	<b>PROJECT NO:</b>	94005, 94009

	Prior Years	FY23	Total
<b>FUNDING SOURCES</b>			
Stormwater (Sewer) Fund	\$ 10,318,591	\$ 1,375,163	\$ 11,693,754
Bond Proceeds			
Sales Tax (2009 LOST)	\$ 1,240,370		\$ 1,240,370
Other			
Balance Forward		\$ 4,771,392	
<b>TOTAL FUNDING SOURCES</b>	<b>\$ 11,558,961</b>	<b>\$ 6,146,555</b>	<b>\$ 12,934,124</b>
<b>PROJECT COSTS</b>			
Professional Services		\$ 263,650	\$ 263,650
Legal			
76 Architect/Engineering	\$ 1,266,168	\$ 1,142,985	\$ 2,409,153
Appraisal/Negotiations			
Construction	\$ 5,521,401	\$ 4,739,920	\$ 10,261,321
Land Acquisition			
Furnishings & Equipment			
<b>BUDGETED EXPENDITURES</b>	<b>\$ 6,787,569</b>	<b>\$ 6,146,555</b>	<b>\$ 12,934,124</b>
<b>BALANCE</b>	<b>\$ 4,771,392</b>	<b>\$ -</b>	<b>\$ -</b>

## TALBOTTON ROAD STORMWATER

<b>PROJECT NAME:</b>	Talbotton Road Stormwater		
<b>PROJECT DESCRIPTION:</b>	Repair and/or replace sewer pipeline on Talbotton Rd		
<b>BENEFIT TO THE COMMUNITY:</b>	Improved infrastructure for citizens and property owners		
<b>OPERATING BUDGET IMPACT:</b>	Reduced exposure to maintenance and repair costs		
<b>MANAGING DEPARTMENT:</b>	ENGINEERING	<b>PROJECT TYPE:</b>	PIPE REHAB
<b>ACCOUNT CODE:</b>	0109 250 9901	<b>PROJECT NO:</b>	94012

	Prior Years	FY23	Total
<b>FUNDING SOURCES</b>			
Stormwater (Sewer) Fund			
Bond Proceeds			
Sales Tax (2009 LOST)	\$ 153,522		\$ 153,522
Other			
Balance Forward			
<b>TOTAL FUNDING SOURCES</b>	<b>\$ 153,522</b>	<b>\$ -</b>	<b>\$ 153,522</b>
<b>PROJECT COSTS</b>			
Professional Services			
Legal			
Architect/Engineering	\$ 66,000		\$ 66,000
Appraisal/Negotiations			
Construction	\$ 87,522		\$ 87,522
Land Acquisition			
Furnishings & Equipment			
<b>BUDGETED EXPENDITURES</b>	<b>\$ 153,522</b>	<b>\$ -</b>	<b>\$ 153,522</b>
<b>BALANCE</b>	<b>\$ -</b>	<b>\$ -</b>	<b>\$ -</b>

## PSALMOND RD SEWER SYSTEM

<b>PROJECT NAME:</b>	Psalmond Rd Sewer System		
<b>PROJECT DESCRIPTION:</b>	To repair sewer system in this area of the City to alleviate drainage issues		
<b>BENEFIT TO THE COMMUNITY:</b>	Prevents future liability to the City for damages to nearby structures		
<b>OPERATING BUDGET IMPACT:</b>	Reduces repair and maintenance costs to the area		
<b>MANAGING DEPARTMENT:</b>	ENGINEERING	<b>PROJECT TYPE:</b>	PIPE REHAB
<b>ACCOUNT CODE:</b>	0508 660 2000	<b>PROJECT NO:</b>	21130

	Prior Years	FY23	Total
<b>FUNDING SOURCES</b>			
Stormwater (Sewer) Fund	\$ 239,633		\$ 239,633
Bond Proceeds			
Sales Tax			
Other			
Balance Forward		\$ 105,881	
<b>TOTAL FUNDING SOURCES</b>	<b>\$ 239,633</b>	<b>\$ 105,881</b>	<b>\$ 239,633</b>
<b>PROJECT COSTS</b>			
Professional Services			
Legal			
Architect/Engineering	\$ 1,500		
Appraisal/Negotiations			
Construction	\$ 132,252	\$ 105,881	\$ 239,633
Land Acquisition			
Furnishings & Equipment			
<b>BUDGETED EXPENDITURES</b>	<b>\$ 133,752</b>	<b>\$ 105,881</b>	<b>\$ 239,633</b>
<b>BALANCE</b>	<b>\$ 105,881</b>	<b>\$ -</b>	<b>\$ -</b>

## LOCKWOOD STORM SEWER UPGRADE

<b>PROJECT NAME:</b>	Lockwood Storm Sewer Upgrade		
<b>PROJECT DESCRIPTION:</b>	To repair sewer system in this area of the City to alleviate drainage issues		
<b>BENEFIT TO THE COMMUNITY:</b>	Prevents future liability for the City for damages to nearby structures		
<b>OPERATING BUDGET IMPACT:</b>	Reduces repair and maintenance costs to the area		
<b>MANAGING DEPARTMENT:</b>	VARIOUS	<b>PROJECT TYPE:</b>	PIPE REHAB
<b>ACCOUNT CODE:</b>	0508 660 2000	<b>PROJECT NO:</b>	21132

	Prior Years	FY23	Total
<b>FUNDING SOURCES</b>			
Stormwater (Sewer) Fund	\$ 682,598		\$ 682,598
Bond Proceeds			
Sales Tax			
Other			
Balance Forward			
<b>TOTAL FUNDING SOURCES</b>	<b>\$ 682,598</b>	<b>\$ -</b>	<b>\$ 682,598</b>
<b>PROJECT COSTS</b>			
Professional Services			
Legal			
Architect/Engineering	\$ 7,901		\$ 7,901
Appraisal/Negotiations			
Construction	\$ 674,696		\$ 674,696
Land Acquisition			
Furnishings & Equipment			
<b>BUDGETED EXPENDITURES</b>	<b>\$ 682,598</b>	<b>\$ -</b>	<b>\$ 682,598</b>
<b>BALANCE</b>	<b>\$ -</b>	<b>\$ -</b>	<b>\$ -</b>

## CALUMET DRIVE CULVERT REPAIR

<b>PROJECT NAME:</b>	Calumet Drive Culvert Repair		
<b>PROJECT DESCRIPTION:</b>	Repairing culvert on Calumet Drive due to sinkhole		
<b>BENEFIT TO THE COMMUNITY:</b>	Improved infrastructure for citizens and property owners		
<b>OPERATING BUDGET IMPACT:</b>	Reduces repair and maintenance costs to the area		
<b>MANAGING DEPARTMENT:</b>	ENGINEERING	<b>PROJECT TYPE:</b>	DRAINAGE
<b>ACCOUNT CODE:</b>	0109 250 9901	<b>PROJECT NO:</b>	94015

	Prior Years	FY23	Total
<b>FUNDING SOURCES</b>			
Stormwater (Sewer) Fund			
Bond Proceeds			
Sales Tax (2009 LOST)	\$ 1,052,419		\$ 1,052,419
Other			
Balance Forward		\$ 296,523	
<b>TOTAL FUNDING SOURCES</b>	<b>\$ 1,052,419</b>	<b>\$ 296,523</b>	<b>\$ 1,052,419</b>
<b>PROJECT COSTS</b>			
Professional Services			
Legal			
Architect/Engineering	\$ 755,896		\$ 1,052,419
Appraisal/Negotiations			
Construction		\$ 296,523	
Land Acquisition			
Furnishings & Equipment			
<b>BUDGETED EXPENDITURES</b>	<b>\$ 755,896</b>	<b>\$ 296,523</b>	<b>\$ 1,052,419</b>
<b>BALANCE</b>	<b>\$ 296,523</b>	<b>\$ -</b>	<b>\$ -</b>



## NORTH PRECINCT SEWER OLOST

<b>PROJECT NAME:</b>	North Precinct Sewer OLOST		
<b>PROJECT DESCRIPTION:</b>	Designing and installing sewer system for north precinct of Columbus Police Department		
<b>BENEFIT TO THE COMMUNITY:</b>	Provides cleaner environment for employees and citizens		
<b>OPERATING BUDGET IMPACT:</b>	Reduces repair and maintenance costs to the area		
<b>MANAGING DEPARTMENT:</b>	ENGINEERING	<b>PROJECT TYPE:</b>	DRAINAGE
<b>ACCOUNT CODE:</b>	0109 250 9901	<b>PROJECT NO:</b>	94016

	Prior Years	FY23	Total
<b>FUNDING SOURCES</b>			
Stormwater (Sewer) Fund			
Bond Proceeds			
Sales Tax (2009 LOST)	\$ 130,907		\$ 130,907
Other			
Balance Forward		\$ 18,722	
<b>TOTAL FUNDING SOURCES</b>	<b>\$ 130,907</b>	<b>\$ 18,722</b>	<b>\$ 130,907</b>
<b>PROJECT COSTS</b>			
Professional Services	\$ 1,014		\$ 1,014
Legal			
Architect/Engineering	\$ 17,893		\$ 17,893
Appraisal/Negotiations			
Construction	\$ 93,278	\$ 18,722	\$ 112,000
Land Acquisition			
Furnishings & Equipment			
<b>BUDGETED EXPENDITURES</b>	<b>\$ 112,185</b>	<b>\$ 18,722</b>	<b>\$ 130,907</b>
<b>BALANCE</b>	<b>\$ 18,722</b>	<b>\$ -</b>	<b>\$ -</b>

## CCG OWNED LIFT STATIONS REHAB

<b>PROJECT NAME:</b>	CCG Owned Lift Stations Rehab		
<b>PROJECT DESCRIPTION:</b>	Conversion of North Highland Dam Lift Station		
<b>BENEFIT TO THE COMMUNITY:</b>	Improved infrastructure for citizens and property owners		
<b>OPERATING BUDGET IMPACT:</b>	Reduced exposure to maintenance and repair costs		
<b>MANAGING DEPARTMENT:</b>	ENGINEERING	<b>PROJECT TYPE:</b>	DRAINAGE
<b>ACCOUNT CODE:</b>	0508 660 1000	<b>PROJECT NO:</b>	21136

	Prior Years	FY23	Total
<b>FUNDING SOURCES</b>			
Stormwater (Sewer) Fund	\$ 250,000		\$ 250,000
Bond Proceeds			
Sales Tax			
Other			
Balance Forward		\$ 200,425	
<b>TOTAL FUNDING SOURCES</b>	<b>\$ 250,000</b>	<b>\$ 200,425</b>	<b>\$ 250,000</b>
<b>PROJECT COSTS</b>			
Professional Services			
Legal			
Architect/Engineering	\$ 49,575		\$ 49,575
Appraisal/Negotiations			
Construction		\$ 200,425	\$ 200,425
Land Acquisition			
Furnishings & Equipment			
<b>BUDGETED EXPENDITURES</b>	<b>\$ 49,575</b>	<b>\$ 200,425</b>	<b>\$ 250,000</b>
<b>BALANCE</b>	<b>\$ 200,425</b>	<b>\$ -</b>	<b>\$ -</b>

## LIGHT POLE 88 RIVERBANK SLOPE REPAIR

<b>PROJECT NAME:</b>	Light Pole 88 Riverbank Slope Repair		
<b>PROJECT DESCRIPTION:</b>	Funding set aside for the repair and/ or replacement of Light Pole		
<b>BENEFIT TO THE COMMUNITY:</b>	Reduces issues with lighting outside and reduces issues with citizens dealing with safety.		
<b>OPERATING BUDGET IMPACT:</b>	Reduced exposure to maintenance and repair costs		
<b>MANAGING DEPARTMENT:</b>	ENGINEERING 0109 250 9901 and 0567	<b>PROJECT TYPE:</b>	DRAINAGE
<b>ACCOUNT CODE:</b>	696 3112	<b>PROJECT NO:</b>	94018 and 54350

	Prior Years	FY23	Total
<b>FUNDING SOURCES</b>			
Stormwater (Sewer) Fund			
Bond Proceeds			
Sales Tax (2009 LOST)	\$ 922,363		\$ 922,363
Sales Tax (2021 SPLOST)		\$ 2,700,000	\$ 2,700,000
Balance Forward			
<b>TOTAL FUNDING SOURCES</b>	<b>\$ 922,363</b>	<b>\$ 2,700,000</b>	<b>\$ 3,622,363</b>
<b>PROJECT COSTS</b>			
Professional Services			
Legal			
Architect/Engineering			
Appraisal/Negotiations		\$ 2,700,000	\$ 2,700,000
Construction	\$ 922,363		\$ 922,363
Land Acquisition			
Furnishings & Equipment			
<b>BUDGETED EXPENDITURES</b>	<b>\$ 922,363</b>	<b>\$ 2,700,000</b>	<b>\$ 3,622,363</b>
<b>BALANCE</b>	<b>\$ -</b>	<b>\$ -</b>	<b>\$ -</b>

## WARM SPRINGS CULVERT

<b>PROJECT NAME:</b>	Warm Springs Culvert		
<b>PROJECT DESCRIPTION:</b>	Funding set aside for the installation of a culvert on Warm Springs Road.		
<b>BENEFIT TO THE COMMUNITY:</b>	Prevents future liability to the city for damages to nearby structures.		
<b>OPERATING BUDGET IMPACT:</b>	Reduced exposure to maintenance and repair costs		
<b>MANAGING DEPARTMENT:</b>	ENGINEERING	<b>PROJECT TYPE:</b>	DRAINAGE
<b>ACCOUNT CODE:</b>	0510 660 7000	<b>PROJECT NO:</b>	65026

	Prior Years	FY23	Total
<b>FUNDING SOURCES</b>			
Stormwater (Sewer) Fund			
Bond Proceeds			
Sales Tax	\$ 333,000		\$ 333,000
Other			
Balance Forward			
<b>TOTAL FUNDING SOURCES</b>	<b>\$ 333,000</b>	<b>\$ -</b>	<b>\$ 333,000</b>
<b>PROJECT COSTS</b>			
Professional Services			
Legal			
Architect/Engineering			
Appraisal/Negotiations			
Construction	\$ 333,000		\$ 333,000
Land Acquisition			
Furnishings & Equipment			
<b>BUDGETED EXPENDITURES</b>	<b>\$ 333,000</b>	<b>\$ -</b>	<b>\$ 333,000</b>
<b>BALANCE</b>	<b>\$ -</b>	<b>\$ -</b>	<b>\$ -</b>

## ROCK ISLAND PIPE REPLACEMENT

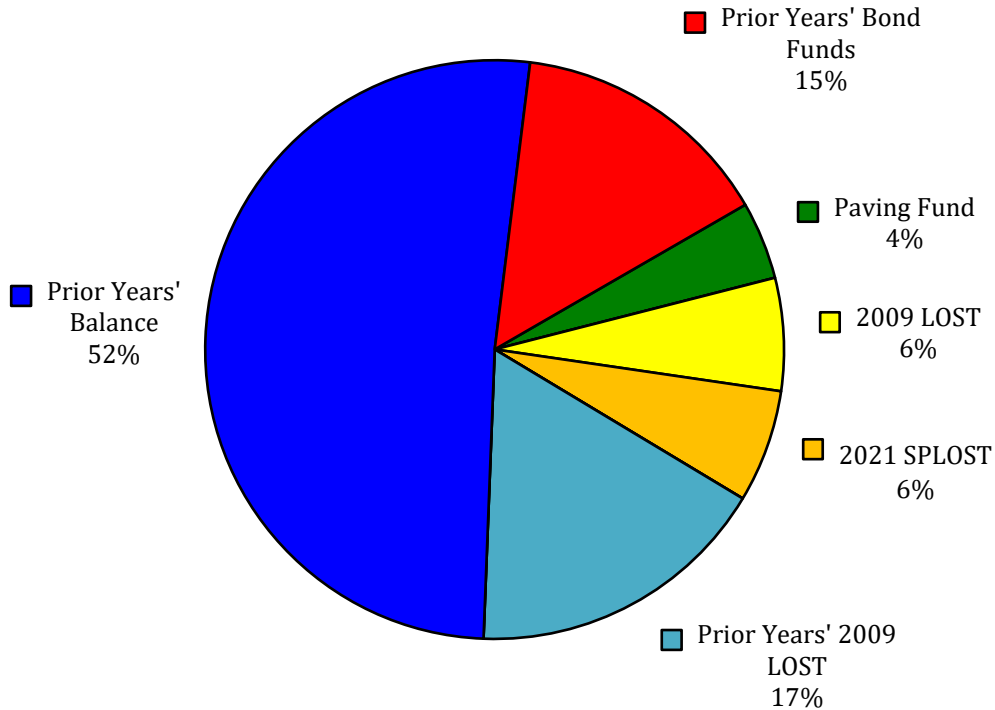
<b>PROJECT NAME:</b>	Rock Island Pipe Replacement		
<b>PROJECT DESCRIPTION:</b>	Replacement of pipe at Rock Island.		
<b>BENEFIT TO THE COMMUNITY:</b>	Reduced exposure for citizens and property owners for safety hazards or property damage caused by aging storm sewer systems		
<b>OPERATING BUDGET IMPACT:</b>	Reduced exposure to maintenance and repair costs		
<b>MANAGING DEPARTMENT:</b>	PUBLIC WORKS	<b>PROJECT TYPE:</b>	DRAINAGE
<b>ACCOUNT CODE:</b>	0109 260 9901	<b>PROJECT NO:</b>	96100

	Prior Years	FY23	Total
<b>FUNDING SOURCES</b>			
Stormwater (Sewer) Fund			
Bond Proceeds			
Sales Tax (2009 LOST)		\$ 10,000	\$ 10,000
Other			
Balance Forward			
<b>TOTAL FUNDING SOURCES</b>	<b>\$ -</b>	<b>\$ 10,000</b>	<b>\$ 10,000</b>
<b>PROJECT COSTS</b>			
Professional Services			
Legal			
Architect/Engineering			
Appraisal/Negotiations			
Construction		\$ 10,000	\$ 10,000
Land Acquisition			
Furnishings & Equipment			
<b>BUDGETED EXPENDITURES</b>	<b>\$ -</b>	<b>\$ 10,000</b>	<b>\$ 10,000</b>
<b>BALANCE</b>	<b>\$ -</b>	<b>\$ -</b>	<b>\$ -</b>

# TRANSPORTATION SUMMARY

---

## FY23 FINANCING METHOD \$23,801,913



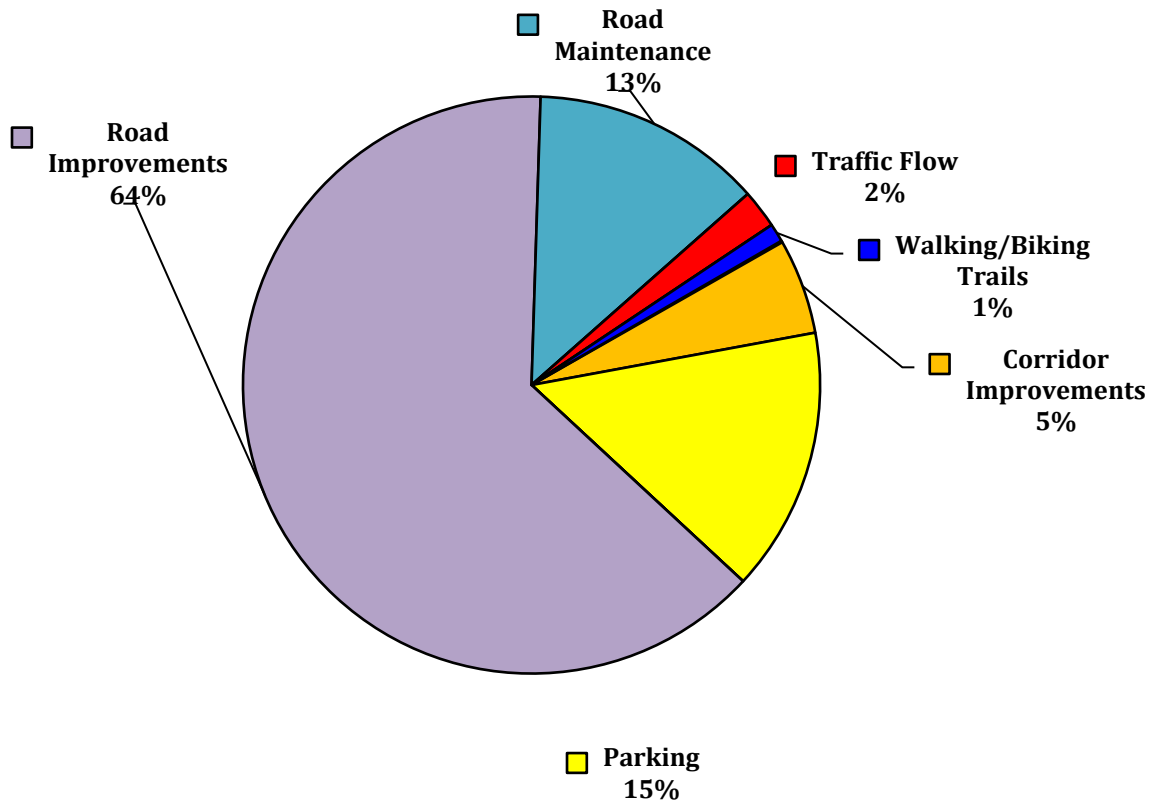
## FY23 FINANCING FOR TRANSPORTATION PROJECTS

METHOD/SOURCE	AMOUNT
Paving Fund	\$ 1,031,765
1999 SPLOST	
2009 LOST	1,500,000
2021 SPLOST	1,500,000
Bond Proceeds	-
Prior Years' 1999 SPLOST	-
Prior Years' 2009 LOST	4,046,811
Prior Years' Sales Tax	-
Prior Years' Balance	12,223,627
Prior Years' Bond Funds	3,499,710
Other	-
<b>FY23 TOTAL</b>	<b>\$ 23,801,913</b>

# TRANSPORTATION SUMMARY

---

## FY23 PROJECTS BY TYPE \$23,801,913



## FY23 PROJECT COSTS

TYPE OF PROJECT	AMOUNT
Bridge Improvements	\$ 21,996
Corridor Improvements	1,270,036
Parking	3,524,710
Pedestrian Bridge	-
Riverwalk Improvements	-
Road Improvements	15,137,510
Road Maintenance	3,090,056
Sidewalks and Crosswalks	-
Traffic Flow	513,553
Other Transportation	-
Walking/Biking Trails	244,052
<b>FY23 TOTAL</b>	<b>\$ 23,801,913</b>

# TRANSPORTATION SUMMARY

## FIVE YEAR FORECAST TRANSPORTATION CAPITAL IMPROVEMENT PROJECTS

		Carryforward	FY23	FY24	FY25	FY26	Total
<b>FUNDING SOURCES</b>							
Paving Fund		\$ 12,223,627	\$ 1,031,765	\$ 2,000,000	\$ 2,000,000	\$ 2,000,000	\$ 19,255,392
Bond Proceeds		\$ 3,499,710	\$ -				\$ 3,499,710
Sales Tax (2009 LOST)		\$ 4,046,811	\$ 1,500,000	\$ 1,400,000	\$ 1,400,000	\$ 1,400,000	\$ 9,746,811
Sales Tax (1999 SPLOST)		\$ -					\$ -
Sales Tax (2021 SPLOST)			\$ 1,500,000				\$ 1,500,000
Other							\$ -
<b>TOTAL FUNDING</b>		<b>\$ 19,770,148</b>	<b>\$ 4,031,765</b>	<b>\$ 3,400,000</b>	<b>\$ 3,400,000</b>	<b>\$ 3,400,000</b>	<b>\$ 34,001,913</b>
			<b>\$ 23,801,913</b>				
<b>PROJECT COSTS</b>							
Brown Avenue Bridge	Bridge Improvements	\$ 340,310	\$ 21,996				\$ 362,306
Decatur Street Bridge	Bridge Improvements	\$ 1,234,349	\$ -				\$ 1,234,349
Forest Road Bridges	Bridge Improvements	\$ 7,894,488	\$ -				\$ 7,894,488
Melrose Bridge and Crossings	Bridge Improvements	\$ 1,617,871	\$ -				\$ 1,617,871
Reese Rd Bridge at Cooper Creek	Bridge Improvements	\$ 824,220	\$ -				\$ 824,220
Bridge Studies (Various)	Bridge Improvements	\$ 853,462	\$ -				\$ 853,462
Road Studies (Various)	Corridor Improvements	\$ 708,643	\$ 412,274				\$ 1,120,917
Gidden Rd Align	Road Improvements	\$ 582,219	\$ -				\$ 582,219
Ft Benning Rd Streetscapes	Corridor Improvements	\$ 3,609,765	\$ 11,171				\$ 3,620,936
Wynnnton Rd Streetscapes	Corridor Improvements	\$ 2,977,776	\$ -				\$ 2,977,776
Trade Center Parking Garage	Parking	\$ 3,500,000	\$ 3,499,710				\$ 6,999,710
Follow Me Trail Bridge	Pedestrian Bridge	\$ 2,001,147	\$ -				\$ 2,001,147
2009 LOST Resurfacing/Rehab	Road Improvements	\$ 15,037,851	\$ 3,589,155	\$ 1,400,000	\$ 1,400,000	\$ 1,400,000	\$ 22,827,006
Railroad Improvements	Road Improvements	\$ 41,428	\$ 88,347				\$ 129,775
Steam Mill Rd Sidewalk Concept	Road Improvements	\$ 124,402	\$ 75,598				\$ 200,000
Park ADA Upgrades	Road Improvements	\$ -	\$ 300,000				\$ 300,000
Cusseta Rd/Old Cusseta Rd	Road Improvements	\$ 75,025	\$ -				\$ 75,025
Cooper Creek ADA	Road Improvements	\$ 30,585	\$ -				\$ 30,585
Forrest Rd: Macon to Schatulga	Road Improvements	\$ 9,983,446	\$ -				\$ 9,983,446
Ft Benning Rd @ Brennan Rd	Road Improvements	\$ 4,134,467	\$ -				\$ 4,134,467
Martin Luther King Blvd	Road Improvements	\$ 2,946,539	\$ 205,907				\$ 3,152,446
Moon Road (Phase I)	Road Improvements	\$ 6,720,842	\$ -				\$ 6,720,842
Northstar St Mary's Rd	Road Improvements	\$ 652,071	\$ -				\$ 652,071
River Rd/Bradley Park/JR Allen Ramp	Road Improvements	\$ 3,066,420	\$ -				\$ 3,066,420
Sidewalk and Brick Paver	Road Improvements	\$ 88,304	\$ 12,449				\$ 100,753
South Lumpkin Road	Road Improvements	\$ 1,801,342	\$ -				\$ 1,801,342
Veterans Double Churches	Road Improvements	\$ 4,801,491	\$ -				\$ 4,801,491



Whitesville Double Churches Rd	Road Improvements	\$ 875,101	\$ -				\$ 875,101
Resurfacing/Rehabilitation	Road Maintenance	\$ 18,716,191	\$ 3,090,056	\$ 2,000,000	\$ 2,000,000	\$ 2,000,000	\$ 27,806,247
ATMS Signals	Traffic Flow	\$ 354,993	\$ -				\$ 354,993
Fiber Optic Interconnect	Traffic Flow	\$ 180,854	\$ 319,146				\$ 500,000
LED Signal Heads	Traffic Flow	\$ 162,707	\$ -				\$ 162,707
Traffic Calming	Traffic Flow	\$ 101,843	\$ 10,020				\$ 111,863
Rails to Trails Maintenance	Walking/Biking Trails	\$ 29,645	\$ 215,547				\$ 245,192
Walking Trails/Trolley System	Walking/Biking Trails	\$ 13,375,379	\$ 28,505				\$ 13,403,884
FY17 LMIG Victory Dr/30th Ave Signal	Traffic Flow	\$ 53,409	\$ 96,591				\$ 150,000
FY17 LMIG Ada Ave/Wynnton Rd Signal	Traffic Flow	\$ 162,204	\$ 87,796				\$ 250,000
Fortson Rd/Williams Rd Roundabout	Road Improvements	\$ 436,899	\$ 3,547,150				\$ 3,984,049
Mott's Green	Corridor Improvements	\$ 88,855	\$ 725,320				\$ 814,175
2nd Ave/18th St GDOT Grant	Corridor Improvements	\$ 28,534	\$ -				\$ 28,534
Riverwalk City Mills Parking	Parking	\$ 258,000	\$ 25,000				\$ 283,000
Riverwalk Westville Parking	Parking	\$ 266,960	\$ -				\$ 266,960
Dept of Driver Services Parking Lot	Parking	\$ 100,000	\$ -				\$ 100,000
William Road Phase 1	Road Improvements	\$ 53,891	\$ -				\$ 53,891
Bull Creek Golf Course Parking Lot	Parking	\$ 98,085	\$ -				\$ 98,085
River Road Roundabout	Road Improvements	\$ 2,206,605	\$ -				\$ 2,206,605
FY18 LMIG Forrest Road Phase I	Road Improvements	\$ 566,609	\$ 233,391				\$ 800,000
FY18 LMIG Ft. Benning & Brennan Rd.	Road Improvements	\$ 3,171,162	\$ 308,744				\$ 3,479,906
Morris Road Bridge Repair	Bridge Improvements	\$ 50,000	\$ -				\$ 50,000
Multimodal GDOT Grant-Spur 22	Corridor Improvements	\$ -	\$ 100,000				\$ 100,000
FY17 LMIG Safety Act. Plan-SZ	Traffic Flow	\$ 200,000	\$ -				\$ 200,000
Riverwalk Bibb Mill	Riverwalk Improvements	\$ 1,770,230	\$ -				\$ 1,770,230
Riverwalk City Mills	Riverwalk Improvements	\$ 223,880	\$ -				\$ 223,880
FY19 LMIG Ft. Benning Rd. Rdbt & Stscapes	Road Improvements	\$ 2,073,216	\$ -				\$ 2,073,216
Pavement Management	Road Improvements	\$ 719,144	\$ 1,431,765				\$ 2,150,909
6th Avenue Traffic/Street Lighting	Traffic Flow	\$ 84,166	\$ -				\$ 84,166
Front Avenue Reconnection	Road Improvements	\$ 139,591	\$ -				\$ 139,591
Infantry Rd and Trail	Road Improvements	\$ 134,237	\$ 1,065,763				\$ 1,200,000
Broadway Rehabilitation	Road Improvements	\$ -	\$ 500,000				\$ 500,000
Traffic Signalization	Traffic Flow	\$ 200,000	\$ -				\$ 200,000
Wynnton Road Wall Repair	Corridor Improvements	\$ 58,729	\$ 21,271				\$ 80,000
Old Double Churches Road	Road Improvements	\$ -	\$ 100,000				\$ 100,000
FY22 LMIG Buena Vista Rd. Spiderweb Improvements	Road Improvements	\$ -	\$ 2,179,241				\$ 2,179,241
2021 SPLOST Resurfacing/ Road Improvements	Road Improvements	\$ -	\$ 1,500,000				\$ 1,500,000
<b>TOTAL PROJECT COSTS</b>		<b>\$ 122,589,582</b>	<b>\$ 23,801,913</b>	<b>\$ 3,400,000</b>	<b>\$ 3,400,000</b>	<b>\$ 3,400,000</b>	<b>\$ 156,591,495</b>

## BROWN AVENUE BRIDGE

<b>PROJECT NAME:</b>	Brown Avenue Bridge		
<b>PROJECT DESCRIPTION:</b>	Improvements and restructure of Brown Avenue bridge, to include lighting		
<b>BENEFIT TO THE COMMUNITY:</b>	Improved safety and condition of bridge		
<b>OPERATING BUDGET IMPACT:</b>	No impact to operational budget		
<b>MANAGING DEPARTMENT:</b>	ENGINEERING	<b>PROJECT TYPE:</b>	BRIDGE IMPROVEMENTS
<b>ACCOUNT CODE:</b>	0109 250 9901	<b>PROJECT NO:</b>	92002

	Prior Years	FY23	Total
<b>FUNDING SOURCES</b>			
Fund Balance			
Bond Proceeds			
Sales Tax (2009 LOST)	\$ 362,306		\$ 362,306
Other			
Balance Forward		\$ 21,996	
<b>TOTAL FUNDING SOURCES</b>	<b>\$ 362,306</b>	<b>\$ 21,996</b>	<b>\$ 362,306</b>
<b>PROJECT COSTS</b>			
Professional Services	\$ 26,180		\$ 26,180
Legal	\$ 23,331		\$ 23,331
Architect/Engineering			
Appraisal/Negotiations	\$ 4,795		\$ 4,795
Construction	\$ 187,294	\$ 21,996	\$ 209,290
Land Acquisition	\$ 98,710		\$ 98,710
Furnishings & Equipment			
<b>BUDGETED EXPENDITURES</b>	<b>\$ 340,310</b>	<b>\$ 21,996</b>	<b>\$ 362,306</b>
<b>BALANCE</b>	<b>\$ 21,996</b>	<b>\$ -</b>	<b>\$ -</b>

## DECATUR STREET BRIDGE

<b>PROJECT NAME:</b>	Decatur St Bridge Replacement		
<b>PROJECT DESCRIPTION:</b>	Repair/replace/reconstruct Decatur Street bridge in Columbus		
<b>BENEFIT TO THE COMMUNITY:</b>	Improved safety and navigability of bridge on Decatur Street		
<b>OPERATING BUDGET IMPACT:</b>	No impact to operational budget		
<b>MANAGING DEPARTMENT:</b>	ENGINEERING	<b>PROJECT TYPE:</b>	BRIDGE IMPROVEMENTS
<b>ACCOUNT CODE:</b>	0508 660 3000	<b>PROJECT NO:</b>	21083 and 24018

	Prior Years	FY23	Total
<b>FUNDING SOURCES</b>			
Fund Balance	\$ 1,234,349		\$ 1,234,349
Bond Proceeds			
Sales Tax			
Other			
Balance Forward			
<b>TOTAL FUNDING SOURCES</b>	<b>\$ 1,234,349</b>	<b>\$ -</b>	<b>\$ 1,234,349</b>
<b>PROJECT COSTS</b>			
Professional Services			
Legal			
Architect/Engineering	\$ 102,167		\$ 102,167
Appraisal/Negotiations			
Construction	\$ 1,132,182		\$ 1,132,182
Land Acquisition			
Furnishings & Equipment			
<b>BUDGETED EXPENDITURES</b>	<b>\$ 1,234,349</b>	<b>\$ -</b>	<b>\$ 1,234,349</b>
<b>BALANCE</b>	<b>\$ -</b>	<b>\$ -</b>	<b>\$ -</b>

## FORREST ROAD BRIDGE

<b>PROJECT NAME:</b>	Forest Rd Bridge: Bull Creek/Forest Rd Bridge: Cooper Creek		
<b>PROJECT DESCRIPTION:</b>	Repair and reconstruction of bridges along Forest Road		
<b>BENEFIT TO THE COMMUNITY:</b>	Improved safety and condition of bridges on Forest Rd		
<b>OPERATING BUDGET IMPACT:</b>	No impact to operational budget		
<b>MANAGING DEPARTMENT:</b>	ENGINEERING/ PUBLIC WORKS 0559 800 2160	<b>PROJECT TYPE:</b>	BRIDGE IMPROVEMENTS 82053, 82054,
<b>ACCOUNT CODE:</b>	0540 695 2126	<b>PROJECT NO:</b>	53027, 53028

	Prior Years	FY23	Total
<b>FUNDING SOURCES</b>			
Fund Balance			
Bond Proceeds	\$ 7,671,621		\$ 7,671,621
Sales Tax			
Sales Tax (1999 SPLOST)	\$ 222,867		\$ 222,867
Balance Forward			
<b>TOTAL FUNDING SOURCES</b>	<b>\$ 7,894,488</b>	<b>\$ -</b>	<b>\$ 7,894,488</b>
<b>PROJECT COSTS</b>			
Professional Services	\$ 27,510		\$ 27,510
Legal	\$ 20,185		\$ 20,185
Architect/Engineering	\$ 455,603		\$ 455,603
Appraisal/Negotiations	\$ 2,000		\$ 2,000
Construction	\$ 7,337,078		\$ 7,337,078
Land Acquisition	\$ 52,112		\$ 52,112
Furnishings & Equipment			
<b>BUDGETED EXPENDITURES</b>	<b>\$ 7,894,488</b>	<b>\$ -</b>	<b>\$ 7,894,488</b>
<b>BALANCE</b>	<b>\$ -</b>	<b>\$ -</b>	<b>\$ -</b>

## MELROSE DR BRIDGE REPLACEMENT

<b>PROJECT NAME:</b>	Melrose Dr Bridge Replacement		
<b>PROJECT DESCRIPTION:</b>	Design and repair/restructure bridges based on recommendations from GA DOT in bridge inspection report(s)		
<b>BENEFIT TO THE COMMUNITY:</b>	Improved safety and navigability of bridges		
<b>OPERATING BUDGET IMPACT:</b>	No impact to operational budget		
<b>MANAGING DEPARTMENT:</b>	PLANNING/ ENGINEERING 0540 695 2126	<b>PROJECT TYPE:</b>	BRIDGE IMPROVEMENT
<b>ACCOUNT CODE:</b>	0508 660 3000	<b>PROJECT NO:</b>	53050 and 24017

	Prior Years	FY23	Total
<b>FUNDING SOURCES</b>			
Fund Balance	\$ 804,268		\$ 804,268
Bond Proceeds			
Sales Tax (1999 SPLOST)	\$ 813,603		\$ 813,603
Other			
Balance Forward			
<b>TOTAL FUNDING SOURCES</b>	<b>\$ 1,617,871</b>	<b>\$ -</b>	<b>\$ 1,617,871</b>
<b>PROJECT COSTS</b>			
Professional Services			
Legal			
Architect/Engineering	\$ 138,774		\$ 138,774
Appraisal/Negotiations			
Construction	\$ 1,479,097		\$ 1,479,097
Land Acquisition			
Furnishings & Equipment			
<b>BUDGETED EXPENDITURES</b>	<b>\$ 1,617,871</b>	<b>\$ -</b>	<b>\$ 1,617,871</b>
<b>BALANCE</b>	<b>\$ -</b>	<b>\$ -</b>	<b>\$ -</b>

## REESE RD BRIDGE AT COOPER CREEK

<b>PROJECT NAME:</b>	Reese Road Bridge at Cooper Creek		
<b>PROJECT DESCRIPTION:</b>	Repair and reconstruction of bridges along Reese Road		
<b>BENEFIT TO THE COMMUNITY:</b>	Improved safety and condition of bridges on Reese Rd		
<b>OPERATING BUDGET IMPACT:</b>	No impact to operational budget		
<hr/>			
<b>MANAGING DEPARTMENT:</b>	ENGINEERING	<b>PROJECT TYPE:</b>	BRIDGE IMPROVEMENT
<b>ACCOUNT CODE:</b>	0508 660 3000	<b>PROJECT NO:</b>	24004

	Prior Years	FY23	Total
<b>FUNDING SOURCES</b>			
Fund Balance	\$ 824,220		\$ 824,220
Bond Proceeds			
Sales Tax			
Other			
Balance Forward			
<b>TOTAL FUNDING SOURCES</b>	<b>\$ 824,220</b>	<b>\$ -</b>	<b>\$ 824,220</b>
<hr/>			
<b>PROJECT COSTS</b>			
Professional Services			
Legal			
Architect/Engineering	\$ 154,142		\$ 154,142
Appraisal/Negotiations			
Construction	\$ 670,078		\$ 670,078
Land Acquisition			
Furnishings & Equipment			
<b>BUDGETED EXPENDITURES</b>	<b>\$ 824,220</b>	<b>\$ -</b>	<b>\$ 824,220</b>
<hr/>			
<b>BALANCE</b>	<b>\$ -</b>	<b>\$ -</b>	<b>\$ -</b>

## VARIOUS STUDIES

<b>PROJECT NAME:</b>	Bridge Repair Design		
<b>PROJECT DESCRIPTION:</b>	Various studies to determine feasibility and costs associated with improving certain bridges in Columbus		
<b>BENEFIT TO THE COMMUNITY:</b>	Determine feasibility and costs associated with bridge improvements		
<b>OPERATING BUDGET IMPACT:</b>	No impact to operational budget		
<b>MANAGING DEPARTMENT:</b>	PLANNING/ ENGINEERING 0109 250 9901 and	<b>PROJECT TYPE:</b>	STUDIES
<b>ACCOUNT CODE:</b>	0540 695 2126	<b>PROJECT NO:</b>	50314 and 92007

	Prior Years	FY23	Total
<b>FUNDING SOURCES</b>			
Fund Balance			
Sales Tax (2009 LOST)	\$ 108,800		\$ 108,800
Sales Tax (1999 SPLOST)	\$ 744,662		\$ 744,662
Other			
Balance Forward			
<b>TOTAL FUNDING SOURCES</b>	<b>\$ 853,462</b>	<b>\$ -</b>	<b>\$ 853,462</b>
<b>PROJECT COSTS</b>			
Professional Services			
Legal			
Architect/Engineering	\$ 853,462		\$ 853,462
Appraisal/Negotiations			
Construction			
Land Acquisition			
Furnishings & Equipment			
<b>BUDGETED EXPENDITURES</b>	<b>\$ 853,462</b>	<b>\$ -</b>	<b>\$ 853,462</b>
<b>BALANCE</b>	<b>\$ -</b>	<b>\$ -</b>	<b>\$ -</b>

## VARIOUS STUDIES

<b>PROJECT NAME:</b>	Buena Vista Rd Corridor/Spider Web/Passenger Rail/Blackmon Rd/ JR		
<b>PROJECT DESCRIPTION:</b>	Allen & US 80/ Second Avenue/So Lumpkin Rd/Brennan Rd Various studies to determine feasibility and costs associated with improving certain corridors, roads and interchanges/intersections and streetscapes.		
<b>BENEFIT TO THE COMMUNITY:</b>	Determine feasibility and costs associated with road improvements		
<b>OPERATING BUDGET IMPACT:</b>	No impact to operational budget		
<b>MANAGING DEPARTMENT:</b>	PLANNING/ ENGINEERING	<b>PROJECT TYPE:</b>	CORRIDOR IMPROVEMENTS 21065, 21066, 21067, 21075, 24000, 92028, 92029, 92033, and 92034
<b>ACCOUNT CODE:</b>	0508 660 3000 and 0109 250 9901	<b>PROJECT NO:</b>	92034

	Prior Years	FY23	Total
<b>FUNDING SOURCES</b>			
Fund Balance	\$ 640,917	\$ 12,274	\$ 640,917
Bond Proceeds			
Sales Tax (2009 LOST)	\$ 480,000	\$ 400,000	\$ 480,000
Other			
Balance Forward		\$ 412,274	
<b>TOTAL FUNDING SOURCES</b>	<b>\$ 1,120,917</b>	<b>\$ 412,274</b>	<b>\$ 1,120,917</b>
<b>PROJECT COSTS</b>			
Professional Services	\$ 420,537	\$ 152,838	\$ 573,375
Legal			
Architect/Engineering	\$ 288,106	\$ 259,436	\$ 547,542
Appraisal/Negotiations			
Construction			
Land Acquisition			
Furnishings & Equipment			
<b>BUDGETED EXPENDITURES</b>	<b>\$ 708,643</b>	<b>\$ 412,274</b>	<b>\$ 1,120,917</b>
<b>BALANCE</b>	<b>\$ 412,274</b>	<b>\$ -</b>	<b>\$ -</b>



## GIDDEN ROAD ALIGNMENT

<b>PROJECT NAME:</b>	Gidden Road Alignment		
<b>PROJECT DESCRIPTION:</b>	Improvements and restructure of Gidden Road		
<b>BENEFIT TO THE COMMUNITY:</b>	Improved safety and condition of the roadway		
<b>OPERATING BUDGET IMPACT:</b>	No impact to operational budget		
<hr/>			
<b>MANAGING DEPARTMENT:</b>	ENGINEERING	<b>PROJECT TYPE:</b>	ROAD IMPROVEMENTS
<b>ACCOUNT CODE:</b>	0540 695 2126	<b>PROJECT NO:</b>	53047

	Prior Years	FY23	Total
<b>FUNDING SOURCES</b>			
Fund Balance			
Bond Proceeds			
Sales Tax (1999 SPLOST)	\$ 582,219		\$ 582,219
Other			
Balance Forward			
<b>TOTAL FUNDING SOURCES</b>	<b>\$ 582,219</b>	<b>\$ -</b>	<b>\$ 582,219</b>
<hr/>			
<b>PROJECT COSTS</b>			
Professional Services	\$ 1,735		\$ 1,735
Legal			
Architect/Engineering			
Appraisal/Negotiations			
Construction	\$ 580,484		\$ 580,484
Land Acquisition			
Furnishings & Equipment			
<b>BUDGETED EXPENDITURES</b>	<b>\$ 582,219</b>	<b>\$ -</b>	<b>\$ 582,219</b>
<hr/>			
<b>BALANCE</b>	<b>\$ -</b>	<b>\$ -</b>	<b>\$ -</b>

## FT BENNING ROAD STREETSCAPES

<b>PROJECT NAME:</b>	Ft Benning Rd Streetscapes GDOT/ Ezone		
<b>PROJECT DESCRIPTION:</b>	Enhancement of major artery and throughfare leading into Fort Benning, GA		
<b>BENEFIT TO THE COMMUNITY:</b>	Improved accessibility and environment in and around the corridor of Ft. Benning entrance for all residents, commuters, and visitors to the area		
<b>OPERATING BUDGET IMPACT:</b>	No impact to operational budget		
<b>MANAGING DEPARTMENT:</b>	ENGINEERING/ PLANNING 0508 660 3000, 0508 660 3000, 0540 695 2131 and 0559 800 2160	<b>PROJECT TYPE:</b>	CORRIDOR IMPROVEMENTS  22961, 21068, 24028, 50607, and 82058
<b>ACCOUNT CODE:</b>		<b>PROJECT NO:</b>	

	Prior Years	FY23	Total
<b>FUNDING SOURCES</b>			
Fund Balance	\$ 2,494,765		\$ 2,494,765
Bond Proceeds	\$ 2,157,942		\$ 2,157,942
Sales Tax (1999 SPLOST)	\$ 1,115,000		\$ 1,115,000
Other			
Balance Forward		\$ 11,171	
<b>TOTAL FUNDING SOURCES</b>	<b>\$ 5,767,707</b>	<b>\$ 11,171</b>	<b>\$ 5,767,707</b>
<b>PROJECT COSTS</b>			
Professional Services	\$ 542,990		\$ 542,990
Legal	\$ 58,373		\$ 58,373
Architect/Engineering	\$ 1,782,365		\$ 1,782,365
Appraisal/Negotiations	\$ 975		\$ 975
Construction	\$ 2,844,853	\$ 11,171	\$ 2,856,024
Land Acquisition	\$ 526,980		\$ 526,980
Furnishings & Equipment			
<b>BUDGETED EXPENDITURES</b>	<b>\$ 5,756,536</b>	<b>\$ 11,171</b>	<b>\$ 5,767,707</b>
<b>BALANCE</b>	<b>\$ 11,171</b>	<b>\$ -</b>	<b>\$ -</b>

## RAILROAD IMPROVEMENTS

<b>PROJECT NAME:</b>	Railroad Improvements		
<b>PROJECT DESCRIPTION:</b>	To make improvements on railroad crossings throughout Columbus		
<b>BENEFIT TO THE COMMUNITY:</b>	Improve the railroad intersections throughout the county from proceeds of recycling old railroad parts		
<b>OPERATING BUDGET IMPACT:</b>	No impact on operational budget		
<hr/>			
<b>MANAGING DEPARTMENT:</b>	ENGINEERING	<b>PROJECT TYPE:</b>	ROAD IMPROVEMENTS
<b>ACCOUNT CODE:</b>	0508 660 3000	<b>PROJECT NO:</b>	20778

	Prior Years	FY23	Total
<b>FUNDING SOURCES</b>			
Fund Balance	\$ 129,775		\$ 129,775
Bond Proceeds			
Sales Tax			
Other (ARRA)			
Balance Forward		\$ 88,347	
<b>TOTAL FUNDING SOURCES</b>	<b>\$ 129,775</b>	<b>\$ 88,347</b>	<b>\$ 129,775</b>
<hr/>			
<b>PROJECT COSTS</b>			
Professional Services			
Legal			
Architect/Engineering			
Appraisal/Negotiations			
Construction	\$ 41,428	\$ 88,347	\$ 129,775
Land Acquisition			
Furnishings & Equipment			
<b>BUDGETED EXPENDITURES</b>	<b>\$ 41,428</b>	<b>\$ 88,347</b>	<b>\$ 129,775</b>
<hr/>			
<b>BALANCE</b>	<b>\$ 88,347</b>	<b>\$ -</b>	<b>\$ -</b>

## WYNNTON ROAD STREETSCAPE

<b>PROJECT NAME:</b>	Wynnton Rd Streetscapes Phase I		
<b>PROJECT DESCRIPTION:</b>	Enhancement of Wynnton Road corridor, a major artery and throughfare in midtown Columbus		
<b>BENEFIT TO THE COMMUNITY:</b>	Improved amenity for residents, property owners and visitors to Columbus in the midtown Columbus area		
<b>OPERATING BUDGET IMPACT:</b>	Reduced reliance on operating funds for repairs and improvements		
<b>MANAGING DEPARTMENT:</b>	ENGINEERING	<b>PROJECT TYPE:</b>	CORRIDOR IMPROVEMENTS
<b>ACCOUNT CODE:</b>	0508 660 3000	<b>PROJECT NO:</b>	21045

	Prior Years	FY23	Total
<b>FUNDING SOURCES</b>			
Fund Balance	\$ 2,977,776		\$ 2,977,776
Bond Proceeds			
Sales Tax			
Other			
Balance Forward			
<b>TOTAL FUNDING SOURCES</b>	<b>\$ 2,977,776</b>	<b>\$ -</b>	<b>\$ 2,977,776</b>
<b>PROJECT COSTS</b>			
Professional Services			
Legal	\$ 29,266		\$ 29,266
Architect/Engineering	\$ 313,061		\$ 313,061
Appraisal/Negotiations	\$ 17,724		\$ 17,724
Construction	\$ 2,253,038		\$ 2,253,038
Land Acquisition	\$ 364,687		\$ 364,687
Furnishings & Equipment			
<b>BUDGETED EXPENDITURES</b>	<b>\$ 2,977,776</b>	<b>\$ -</b>	<b>\$ 2,977,776</b>
<b>BALANCE</b>	<b>\$ -</b>	<b>\$ -</b>	<b>\$ -</b>

## TRADE CENTER PARKING GARAGE

<b>PROJECT NAME:</b>	Parking Garage - Front Avenue		
<b>PROJECT DESCRIPTION:</b>	Construct and equip parking garage, which will be operated and maintained by the City, with spaces for approximately 300 vehicles		
<b>BENEFIT TO THE COMMUNITY:</b>	Provides much needed public parking capacity for events, attractions, businesses, and patrons and employees in the downtown area		
<b>OPERATING BUDGET IMPACT:</b>	Potential operating costs should garage be staffed or require notional maintenance		
<b>MANAGING DEPARTMENT:</b>	PARKING MANAGEMENT	<b>PROJECT TYPE:</b>	PARKING
<b>ACCOUNT CODE:</b>	0555 200 2447	<b>PROJECT NO:</b>	40220

	Prior Years	FY23	Total
<b>FUNDING SOURCES</b>			
Fund Balance			
Bond Proceeds	\$ 3,500,000		\$ 3,500,000
Sales Tax			
Other			
Balance Forward		\$ 3,499,710	
<b>TOTAL FUNDING SOURCES</b>	<b>\$ 3,500,000</b>	<b>\$ 3,499,710</b>	<b>\$ 3,500,000</b>
<b>PROJECT COSTS</b>			
Professional Services		\$ 10,000	\$ 10,000
Legal		\$ 10,000	\$ 10,000
Architect/Engineering	\$ 290	\$ 500,000	\$ 500,290
Appraisal/Negotiations			
Construction		\$ 2,979,710	\$ 2,979,710
Land Acquisition			
Furnishings & Equipment			
<b>BUDGETED EXPENDITURES</b>	<b>\$ 290</b>	<b>\$ 3,499,710</b>	<b>\$ 3,500,000</b>
<b>BALANCE</b>	<b>\$ 3,499,710</b>	<b>\$ -</b>	<b>\$ -</b>

## FOLLOW ME TRAIL BRIDGE

<b>PROJECT NAME:</b>	Follow Me Trail Bridge		
<b>PROJECT DESCRIPTION:</b>	Construction of pedestrian bridge at Victory Dr along Follow Me Trail		
<b>BENEFIT TO THE COMMUNITY:</b>	Improved amenity to citizens, residents, property owners and visitors to Columbus Compliance with Ga DOT schedule for providing safer, more efficient network		
<b>OPERATING BUDGET IMPACT:</b>	No impact on operational budget		
<hr/>			
<b>MANAGING DEPARTMENT:</b>	ENGINEERING	<b>PROJECT TYPE:</b>	PEDESTRIAN BRIDGES
<b>ACCOUNT CODE:</b>	0508 660 3000	<b>PROJECT NO:</b>	24005 and 24014

	Prior Years	FY20	Total
<b>FUNDING SOURCES</b>			
Fund Balance	\$ 2,001,147		\$ 2,001,147
Bond Proceeds			
Sales Tax (1999 SPLOST)			
Other			
Balance Forward			
<b>TOTAL FUNDING SOURCES</b>	<b>\$ 2,001,147</b>	<b>\$ -</b>	<b>\$ 2,001,147</b>
<hr/>			
<b>PROJECT COSTS</b>			
Professional Services			
Legal			
Architect/Engineering	\$ 69,372		\$ 70,325
Appraisal/Negotiations			
Construction	\$ 1,931,775		\$ 1,930,822
Land Acquisition			
Furnishings & Equipment			
<b>BUDGETED EXPENDITURES</b>	<b>\$ 2,001,147</b>	<b>\$ -</b>	<b>\$ 2,001,147</b>
<hr/>			
<b>BALANCE</b>	<b>\$ -</b>	<b>\$ -</b>	<b>\$ -</b>

## 2009 LOST ROADS RESURFACING/REHABILITATION

<b>PROJECT NAME:</b>	LOST Resurfacing/Rehabilitation		
<b>PROJECT DESCRIPTION:</b>	Funding set aside annually from the 2009 Local Option Sales Tax Infrastructure funds for road resurfacing and reconstruction costs		
<b>BENEFIT TO THE COMMUNITY:</b>	Improved road condition, navigability and safety for all citizens, residents, property owners, commuters and visitors of Columbus		
<b>OPERATING BUDGET IMPACT:</b>	No impact on operational budget		
<hr/>			
<b>MANAGING DEPARTMENT:</b>	ENGINEERING	<b>PROJECT TYPE:</b>	ROAD IMPROVEMENTS
<b>ACCOUNT CODE:</b>	0109 250 9901	<b>PROJECT NO:</b>	92001

	Prior Years	FY23	Total
<b>FUNDING SOURCES</b>			
Fund Balance			
Bond Proceeds			
Sales Tax (2009 LOST)	\$ 17,127,006	\$ 1,500,000	\$ 18,627,006
Other			
Balance Forward		\$ 2,089,155	
<b>TOTAL FUNDING SOURCES</b>	<b>\$ 17,127,006</b>	<b>\$ 3,589,155</b>	<b>\$ 18,627,006</b>
<hr/>			
<b>PROJECT COSTS</b>			
Professional Services			
Legal			
Architect/Engineering			
Appraisal/Negotiations			
Construction	\$ 15,037,851	\$ 3,589,155	\$ 18,627,006
Land Acquisition			
Furnishings & Equipment			
<b>BUDGETED EXPENDITURES</b>	<b>\$ 15,037,851</b>	<b>\$ 3,589,155</b>	<b>\$ 18,627,006</b>
<hr/>			
<b>BALANCE</b>	<b>\$ 2,089,155</b>	<b>\$ -</b>	<b>\$ -</b>

## STEAM MILL RD SIDEWALK CONCEPT

<b>PROJECT NAME:</b>	Steam Mill Road Sidewalk Concept		
<b>PROJECT DESCRIPTION:</b>	Funding for sidewalk repair on Steam Mill Rd		
<b>BENEFIT TO THE COMMUNITY:</b>	Improved safety and condition of roads		
<b>OPERATING BUDGET IMPACT:</b>	Reduce reliance on operating budget for repair costs		
<b>MANAGING DEPARTMENT:</b>	ENGINEERING	<b>PROJECT TYPE:</b>	ROAD IMPROVEMENTS
<b>ACCOUNT CODE:</b>	0109 250 9901	<b>PROJECT NO:</b>	92021

	Prior Years	FY23	Total
<b>FUNDING SOURCES</b>			
Fund Balance			
Bond Proceeds			
Sales Tax (2009 LOST)	\$ 200,000		\$ 200,000
Other			
Balance Forward		\$ 75,598	
<b>TOTAL FUNDING SOURCES</b>	<b>\$ 200,000</b>	<b>\$ 75,598</b>	<b>\$ 200,000</b>
<b>PROJECT COSTS</b>			
Professional Services			
Legal			
Architect/Engineering	\$ 50,164	\$ 10,743	\$ 60,907
Appraisal/Negotiations			
Construction	\$ 74,238	\$ 64,855	\$ 139,093
Land Acquisition			
Furnishings & Equipment			
<b>BUDGETED EXPENDITURES</b>	<b>\$ 124,402</b>	<b>\$ 75,598</b>	<b>\$ 200,000</b>
<b>BALANCE</b>	<b>\$ 75,598</b>	<b>\$ -</b>	<b>\$ -</b>



## PARK ADA UPGRADES

<b>PROJECT NAME:</b>	Park ADA Upgrades		
<b>PROJECT DESCRIPTION:</b>	Improve ramps and curbs in parks to be ADA compliant throughout Muscogee County.		
<b>BENEFIT TO THE COMMUNITY:</b>	Improved amenity to citizens, residents, property owners and visitors to Columbus, Ga		
<b>OPERATING BUDGET IMPACT:</b>	Reduced reliance on operating funds for road improvement costs		
<hr/>			
<b>MANAGING DEPARTMENT:</b>	ENGINEERING	<b>PROJECT TYPE:</b>	ROAD IMPROVEMENTS
<b>ACCOUNT CODE:</b>	0109 250 9901	<b>PROJECT NO:</b>	92022

	Prior Years	FY23	Total
<b>FUNDING SOURCES</b>			
Fund Balance			
Bond Proceeds			
Sales Tax (2009 LOST)	\$ 300,000		\$ 300,000
Other			
Balance Forward		\$ 300,000	
<b>TOTAL FUNDING SOURCES</b>	<b>\$ 300,000</b>	<b>\$ 300,000</b>	<b>\$ 300,000</b>
<hr/>			
<b>PROJECT COSTS</b>			
Professional Services			
Legal			
Architect/Engineering		\$ 40,000	\$ 40,000
Appraisal/Negotiations			
Construction		\$ 260,000	\$ 260,000
Land Acquisition			
Furnishings & Equipment			
<b>BUDGETED EXPENDITURES</b>	<b>\$ -</b>	<b>\$ 300,000</b>	<b>\$ 300,000</b>
<hr/>			
<b>BALANCE</b>	<b>\$ 300,000</b>	<b>\$ -</b>	<b>\$ -</b>

## CUSSETA ROAD/OLD CUSSETA ROAD

<b>PROJECT NAME:</b>	Cusseta Rd/Old Cusseta Rd		
<b>PROJECT DESCRIPTION:</b>	Realign Cusseta Rd and Old Cusseta Rd with a new roundabout		
<b>BENEFIT TO THE COMMUNITY:</b>	Improved safety and navigability of busy intersection between Cusseta Rd and Old Cusseta Rd		
<b>OPERATING BUDGET IMPACT:</b>	Reduced reliance on operating budget for road improvements		
<hr/>			
<b>MANAGING DEPARTMENT:</b>	ENGINEERING	<b>PROJECT TYPE:</b>	ROAD IMPROVEMENTS
<b>ACCOUNT CODE:</b>	0109 250 9901	<b>PROJECT NO:</b>	92008

	Prior Years	FY23	Total
<b>FUNDING SOURCES</b>			
Fund Balance			
Bond Proceeds			
Sales Tax (2009 LOST)	\$ 75,025		\$ 75,025
Other			
Balance Forward			
<b>TOTAL FUNDING SOURCES</b>	<b>\$ 75,025</b>	<b>\$ -</b>	<b>\$ 75,025</b>
<hr/>			
<b>PROJECT COSTS</b>			
Professional Services			
Legal			
Architect/Engineering			
Appraisal/Negotiations			
Construction	\$ 75,025		\$ 75,025
Land Acquisition			
Furnishings & Equipment			
<b>BUDGETED EXPENDITURES</b>	<b>\$ 75,025</b>	<b>\$ -</b>	<b>\$ 75,025</b>
<hr/>			
<b>BALANCE</b>	<b>\$ -</b>	<b>\$ -</b>	<b>\$ -</b>

## COOPER CREEK ADA

<b>PROJECT NAME:</b>	Cooper Creek ADA		
<b>PROJECT DESCRIPTION:</b>	Improve ramps and curbs at Cooper Creek to be ADA compliant		
<b>BENEFIT TO THE COMMUNITY:</b>	Improved amenity to citizens, residents, property owners and visitors to Columbus, Ga		
<b>OPERATING BUDGET IMPACT:</b>	Reduced reliance on operating funds for road improvement costs		
<b>MANAGING DEPARTMENT:</b>	ENGINEERING	<b>PROJECT TYPE:</b>	ROAD IMPROVEMENTS
<b>ACCOUNT CODE:</b>	0109 250 9901	<b>PROJECT NO:</b>	92020

	Prior Years	FY23	Total
<b>FUNDING SOURCES</b>			
Fund Balance			
Bond Proceeds			
Sales Tax (2009 LOST)	\$ 30,585		\$ 30,585
Sales Tax (1999 SPLOST)			
Balance Forward			
<b>TOTAL FUNDING SOURCES</b>	<b>\$ 30,585</b>	<b>\$ -</b>	<b>\$ 30,585</b>
<b>PROJECT COSTS</b>			
Professional Services			
Legal			
Architect/Engineering			
Appraisal/Negotiations			
Construction	\$ 30,585		\$ 30,585
Land Acquisition			
Furnishings & Equipment			
<b>BUDGETED EXPENDITURES</b>	<b>\$ 30,585</b>	<b>\$ -</b>	<b>\$ 30,585</b>
<b>BALANCE</b>	<b>\$ -</b>	<b>\$ -</b>	<b>\$ -</b>

## FORREST RD WIDENING PROJECT

<b>PROJECT NAME:</b>	Forrest Rd: Macon/Woodruff Farm/ Woodruff/Floyd to Schatulga		
<b>PROJECT DESCRIPTION:</b>	Widen and reconstruct approximately 2 miles of existing roadways from 2 lanes to 4 lanes, with turn lanes at major intersections		
<b>BENEFIT TO THE COMMUNITY:</b>	Improves navigability and traffic flow in a heavily traveled, densely populated area of Columbus/Muscogee County		
<b>OPERATING BUDGET IMPACT:</b>	Reduced reliance on operating funds to improve and reconstruct roadways		
<b>MANAGING DEPARTMENT:</b>	ENGINEERING/ PLANNING/ PUBLIC WORKS 0540 695 2126 and 0559 800 2160	<b>PROJECT TYPE:</b>	ROAD IMPROVEMENTS 21128, 24003, 53008, 53009, 82052
<b>ACCOUNT CODE:</b>		<b>PROJECT NO:</b>	

	Prior Years	FY23	Total
<b>FUNDING SOURCES</b>			
Fund Balance	\$ 4,358,062		\$ 4,358,062
Bond Proceeds	\$ 2,768,045		\$ 2,768,045
Sales Tax (1999 SPLOST)	\$ 2,857,339		\$ 2,857,339
Other			
Balance Forward			
<b>TOTAL FUNDING SOURCES</b>	<b>\$ 9,983,446</b>	<b>\$ -</b>	<b>\$ 9,983,446</b>
<b>PROJECT COSTS</b>			
Professional Services	\$ 413,972		\$ 413,972
Legal	\$ 87,259		\$ 87,259
Architect/Engineering	\$ 1,776,462		\$ 1,776,462
Appraisal/Negotiations	\$ 35,800		\$ 35,800
Construction	\$ 7,466,066		\$ 7,466,066
Land Acquisition and RE/ROW Purchases	\$ 203,887		\$ 203,887
Furnishings & Equipment			
<b>BUDGETED EXPENDITURES</b>	<b>\$ 9,983,446</b>	<b>\$ -</b>	<b>\$ 9,983,446</b>
<b>BALANCE</b>	<b>\$ -</b>	<b>\$ -</b>	<b>\$ -</b>

## FT BENNING RD AT BRENNAN ROAD

<b>PROJECT NAME:</b>	Ft Benning/Brennan/Ezone		
<b>PROJECT DESCRIPTION:</b>	Road improvements in the area of Ft. Benning Rd and Brennan Rd		
<b>BENEFIT TO THE COMMUNITY:</b>	Improved road condition, safety, and traffic flow for commuters, residents, property owners and visitors to the Ft Benning area		
<b>OPERATING BUDGET IMPACT:</b>	Reduced reliance on operating funds for road improvement and repair		
<b>MANAGING DEPARTMENT:</b>	ENGINEERING/ PUBLIC WORKS/ PLANNING 0540 695 2131, 0559 800 2160, and 0560 800 2161	<b>PROJECT TYPE:</b>	ROAD IMPROVEMENTS 50606 82057 and 83001
<b>ACCOUNT CODE:</b>		<b>PROJECT NO:</b>	83001

	Prior Years	FY23	Total
<b>FUNDING SOURCES</b>			
Fund Balance			
Bond Proceeds	\$ 2,134,467		\$ 2,134,467
Sales Tax (1999 SPLOST)	\$ 2,000,000		\$ 2,000,000
Other			
Balance Forward			
<b>TOTAL FUNDING SOURCES</b>	<b>\$ 4,134,467</b>	<b>\$ -</b>	<b>\$ 4,134,467</b>
<b>PROJECT COSTS</b>			
Professional Services	\$ 126,572		\$ 126,572
Legal	\$ 16,135		\$ 16,135
Architect/Engineering	\$ 563,394		\$ 563,394
Appraisal/Negotiations	\$ 165,141		\$ 165,141
Construction	\$ 2,436,130		\$ 2,436,130
Land Acquisition	\$ 827,095		\$ 827,095
Furnishings & Equipment			
<b>BUDGETED EXPENDITURES</b>	<b>\$ 4,134,467</b>	<b>\$ -</b>	<b>\$ 4,134,467</b>
<b>BALANCE</b>	<b>\$ -</b>	<b>\$ -</b>	<b>\$ -</b>

## MARTIN LUTHER KING BLVD

<b>PROJECT NAME:</b>	MLK Streetscapes, Resurfacing, and Intersection Enhancements		
<b>PROJECT DESCRIPTION:</b>	Improvements to one of the major arteries of Columbus at the intersection of Martin Luther King Blvd and Buena Vista Rd.		
<b>BENEFIT TO THE COMMUNITY:</b>	Improved navigability of heavily trafficked, ease congested roadways and intersection		
<b>OPERATING BUDGET IMPACT:</b>	Reduced reliance on operating budget for road improvements		
<b>MANAGING DEPARTMENT:</b>	ENGINEERING/ PUBLIC WORKS 0508 660 3000 0540 695 2126 and 0109 250 9901	<b>PROJECT TYPE:</b>	ROAD IMPROVEMENTS
<b>ACCOUNT CODE:</b>		<b>PROJECT NO:</b>	24006, 92013 and 92018

	Prior Years	FY23	Total
<b>FUNDING SOURCES</b>			
Fund Balance	\$ 2,300,000		\$ 2,300,000
Bond Proceeds			
Sales Tax (1999 SPLOST)			
Sales Tax (2009 LOST)	\$ 852,446		\$ 852,446
Balance Forward		\$ 205,907	
<b>TOTAL FUNDING SOURCES</b>	<b>\$ 3,152,446</b>	<b>\$ 205,907</b>	<b>\$ 3,152,446</b>
<b>PROJECT COSTS</b>			
Professional Services			
Legal			
Architect/Engineering			
Appraisal/Negotiations			
Construction	\$ 2,946,539	\$ 205,907	\$ 3,152,446
Land Acquisition			
Furnishings & Equipment			
<b>BUDGETED EXPENDITURES</b>	<b>\$ 2,946,539</b>	<b>\$ 205,907</b>	<b>\$ 3,152,446</b>
<b>BALANCE</b>	<b>\$ 205,907</b>	<b>\$ -</b>	<b>\$ -</b>

## MOON ROAD PHASE I

<b>PROJECT NAME:</b>	Moon Rd Phase 1: Wilbur/Whittlesey		
<b>PROJECT DESCRIPTION:</b>	Improvements and widening of Moon Road (Phase I)		
<b>BENEFIT TO THE COMMUNITY:</b>	Improved navigability and ease of congestion in a heavily trafficked, densely populated area of Columbus/Muscogee		
<b>OPERATING BUDGET IMPACT:</b>	Reduced reliance on operating funds for road improvement costs		
<b>MANAGING DEPARTMENT:</b>	ENGINEERING/ PLANNING/ PUBLIC WORKS 0540 695 2126 and	<b>PROJECT TYPE:</b>	ROAD IMPROVEMENTS
<b>ACCOUNT CODE:</b>	0559 800 2160	<b>PROJECT NO:</b>	53023 and 82051

	Prior Years	FY23	Total
<b>FUNDING SOURCES</b>			
Fund Balance			
Bond Proceeds	\$ 5,693,469		\$ 5,693,469
Sales Tax (1999 SPLOST)	\$ 1,027,373		\$ 1,027,373
Other			
Balance Forward			
<b>TOTAL FUNDING SOURCES</b>	<b>\$ 6,720,842</b>	<b>\$ -</b>	<b>\$ 6,720,842</b>
<b>PROJECT COSTS</b>			
Professional Services	\$ 188,382		\$ 188,382
Legal	\$ 133,525		\$ 133,525
Architect/Engineering	\$ 126,617		\$ 126,617
Appraisal/Negotiations	\$ 30,607		\$ 30,607
Construction	\$ 5,749,238		\$ 5,749,238
Land Acquisition	\$ 492,473		\$ 492,473
Furnishings & Equipment			
<b>BUDGETED EXPENDITURES</b>	<b>\$ 6,720,842</b>	<b>\$ -</b>	<b>\$ 6,720,842</b>
<b>BALANCE</b>	<b>\$ -</b>	<b>\$ -</b>	<b>\$ -</b>

## NORTHSTAR/ST MARY'S ROAD

<b>PROJECT NAME:</b>	Northstar/St Mary's Rd		
<b>PROJECT DESCRIPTION:</b>	Improve roads in the Northstar corridor of St Mary's Road		
<b>BENEFIT TO THE COMMUNITY:</b>	Improved navigability and safety of roads in this area		
<b>OPERATING BUDGET IMPACT:</b>	Reduced reliance on operating funds for road improvement costs		
<b>MANAGING DEPARTMENT:</b>	ENGINEERING/ PUBLIC WORKS	<b>PROJECT TYPE:</b>	ROAD IMPROVEMENTS
<b>ACCOUNT CODE:</b>	0540 695 2126	<b>PROJECT NO:</b>	53020

	Prior Years	FY23	Total
<b>FUNDING SOURCES</b>			
Fund Balance			
Bond Proceeds			
Sales Tax (1999 SPLOST)	\$ 652,071		\$ 652,071
Other			
Balance Forward			
<b>TOTAL FUNDING SOURCES</b>	<b>\$ 652,071</b>	<b>\$ -</b>	<b>\$ 652,071</b>
<b>PROJECT COSTS</b>			
Professional Services			
Legal	\$ 853		\$ 853
Architect/Engineering	\$ 14,394		\$ 14,394
Appraisal/Negotiations			
Construction	\$ 600,039		\$ 600,039
Land Acquisition	\$ 36,785		\$ 36,785
Furnishings & Equipment			
<b>BUDGETED EXPENDITURES</b>	<b>\$ 652,071</b>	<b>\$ -</b>	<b>\$ 652,071</b>
<b>BALANCE</b>	<b>\$ -</b>	<b>\$ -</b>	<b>\$ -</b>



## RIVER ROAD/BRADLEY PARK/JR ALLEN PKWY

<b>PROJECT NAME:</b>	River Rd/Bradley Pk/JR Allen Ramp		
<b>PROJECT DESCRIPTION:</b>	Road and on/off ramp reconstruction and reconfiguration at River Road and Bradley Park Drive off the JR Allen Parkway		
<b>BENEFIT TO THE COMMUNITY:</b>	Improved safety and navigability of heavily trafficked and highly congested area		
<b>OPERATING BUDGET IMPACT:</b>	Reduced reliance on operating funds for road improvements		
<b>MANAGING DEPARTMENT:</b>	ENGINEERING/ PUBLIC WORKS/ PLANNING	<b>PROJECT TYPE:</b>	ROAD IMPROVEMENTS
<b>ACCOUNT CODE:</b>	0508 660 3000 and 0540 695 2126	<b>PROJECT NO:</b>	21127 53018

	Prior Years	FY23	Total
<b>FUNDING SOURCES</b>			
Fund Balance	\$ 1,530,468		\$ 1,530,468
Bond Proceeds			
Sales Tax (1999 SPLOST)	\$ 1,535,952		\$ 1,535,952
Other			
Balance Forward			
<b>TOTAL FUNDING SOURCES</b>	<b>\$ 3,066,420</b>	<b>\$ -</b>	<b>\$ 3,066,420</b>
<b>PROJECT COSTS</b>			
Professional Services	\$ 41,525		\$ 41,525
Legal	\$ 2,788		\$ 2,788
Architect/Engineering	\$ 283,352		\$ 283,352
Appraisal/Negotiations	\$ 7,649		\$ 7,649
Construction	\$ 1,147,587		\$ 1,147,587
Land Acquisition	\$ 1,583,519		\$ 1,583,519
Furnishings & Equipment			
<b>BUDGETED EXPENDITURES</b>	<b>\$ 3,066,420</b>	<b>\$ -</b>	<b>\$ 3,066,420</b>
<b>BALANCE</b>	<b>\$ -</b>	<b>\$ -</b>	<b>\$ -</b>

## SIDEWALK AND BRICK PAVER

<b>PROJECT NAME:</b>	Sidewalk and Brick Paver		
<b>PROJECT DESCRIPTION:</b>	Funding for sidewalk and brick repair throughout Columbus/Muscogee County		
<b>BENEFIT TO THE COMMUNITY:</b>	Improved safety and condition of roads		
<b>OPERATING BUDGET IMPACT:</b>	Reduce reliance on operating budget for repair costs		
<b>MANAGING DEPARTMENT:</b>	ENGINEERING/ PUBLIC WORKS	<b>PROJECT TYPE:</b>	ROAD IMPROVEMENTS
<b>ACCOUNT CODE:</b>	0109 250 9901	<b>PROJECT NO:</b>	92015

	Prior Years	FY23	Total
<b>FUNDING SOURCES</b>			
Fund Balance			
Bond Proceeds			
Sales Tax (2009 LOST)	\$ 100,753		\$ 100,753
Other			
Balance Forward		\$ 12,449	
<b>TOTAL FUNDING SOURCES</b>	<b>\$ 100,753</b>	<b>\$ 12,449</b>	<b>\$ 100,753</b>
<b>PROJECT COSTS</b>			
Professional Services			
Legal	\$ 210		\$ 210
Architect/Engineering			
Appraisal/Negotiations			
Construction	\$ 88,094	\$ 12,449	\$ 100,543
Land Acquisition			
Furnishings & Equipment			
<b>BUDGETED EXPENDITURES</b>	<b>\$ 88,304</b>	<b>\$ 12,449</b>	<b>\$ 100,753</b>
<b>BALANCE</b>	<b>\$ 12,449</b>	<b>\$ -</b>	<b>\$ -</b>

## SOUTH LUMPKIN ROAD

<b>PROJECT NAME:</b>	So Lumpkin Rd Roundabout LMIG FY13		
<b>PROJECT DESCRIPTION:</b>	Improve roads in the South Lumpkin Rd area including roundabout		
<b>BENEFIT TO THE COMMUNITY:</b>	Improved navigability and safety on roads for commuters, property owners and residents		
<b>OPERATING BUDGET IMPACT:</b>	No impact on operational budget		
<b>MANAGING DEPARTMENT:</b>	PLANNING/ ENGINEERING 0508 660 3000 and	<b>PROJECT TYPE:</b>	ROAD IMPROVEMENTS
<b>ACCOUNT CODE:</b>	0109 250 9901	<b>PROJECT NO:</b>	21076 and 92010

	Prior Years	FY23	Total
<b>FUNDING SOURCES</b>			
Fund Balance	\$ 1,214,890		\$ 1,214,890
Bond Proceeds			
Sales Tax (2009 LOST)	\$ 586,452		\$ 586,452
Other			
Balance Forward			
<b>TOTAL FUNDING SOURCES</b>	<b>\$ 1,801,342</b>	<b>\$ -</b>	<b>\$ 1,801,342</b>
<b>PROJECT COSTS</b>			
Professional Services			
Legal			
Architect/Engineering	\$ 13,434		\$ 13,434
Appraisal/Negotiations			
Construction	\$ 1,787,908		\$ 1,787,908
Land Acquisition			
Furnishings & Equipment			
<b>BUDGETED EXPENDITURES</b>	<b>\$ 1,801,342</b>	<b>\$ -</b>	<b>\$ 1,801,342</b>
<b>BALANCE</b>	<b>\$ -</b>	<b>\$ -</b>	<b>\$ -</b>

## VETERANS DOUBLE CHURCHES

<b>PROJECT NAME:</b>	Veterans Double Churches		
<b>PROJECT DESCRIPTION:</b>	Improvements to Veterans Parkway and Double Churches Roads		
<b>BENEFIT TO THE COMMUNITY:</b>	Improved navigability and eased congestion in heavily trafficked, densely populated area of Columbus/Muscogee		
<b>OPERATING BUDGET IMPACT:</b>	Reduced reliance on operating budget for road improvement costs		
<b>MANAGING DEPARTMENT:</b>	ENGINEERING/ PLANNING/ PUBLIC WORKS 0508 660 3000 0540 695 2126 and	<b>PROJECT TYPE:</b>	ROAD IMPROVEMENTS
<b>ACCOUNT CODE:</b>	0109 250 9901	<b>PROJECT NO:</b>	21086, 53019, 92016

	Prior Years	FY23	Total
<b>FUNDING SOURCES</b>			
Fund Balance	\$ 1,461,611		\$ 1,461,611
Bond Proceeds			
Sales Tax (1999 SPLOST)	\$ 2,880,973		\$ 2,880,973
Sales Tax (2009 LOST)	\$ 458,907		\$ 458,907
Balance Forward			
<b>TOTAL FUNDING SOURCES</b>	<b>\$ 4,801,491</b>	<b>\$ -</b>	<b>\$ 4,801,491</b>
<b>PROJECT COSTS</b>			
Professional Services	\$ 44,025		\$ 44,025
Legal			
Architect/Engineering	\$ 409,539		\$ 409,539
Appraisal/Negotiations	\$ 5,131		\$ 5,131
Construction	\$ 4,204,326		\$ 4,204,326
Land Acquisition	\$ 138,470		\$ 138,470
Furnishings & Equipment			
<b>BUDGETED EXPENDITURES</b>	<b>\$ 4,801,491</b>	<b>\$ -</b>	<b>\$ 4,801,491</b>
<b>BALANCE</b>	<b>\$ -</b>	<b>\$ -</b>	<b>\$ -</b>

## WHITESVILLE DOUBLE CHURCHES RD

<b>PROJECT NAME:</b>	Whitesville/Double Churches		
<b>PROJECT DESCRIPTION:</b>	Road improvements at the intersection of Whitesville and Double Churches Rds		
<b>BENEFIT TO THE COMMUNITY:</b>	Improving a high traffic intersection in a very heavily congested area		
<b>OPERATING BUDGET IMPACT:</b>	Reduced reliance on operating funds to pay for intersection improvement		
<b>MANAGING DEPARTMENT:</b>	ENGINEERING 0508 660 3000, 0540 695 2126 and 0559 800 2160	<b>PROJECT TYPE:</b>	ROAD IMPROVEMENTS
<b>ACCOUNT CODE:</b>		<b>PROJECT NO:</b>	20353, 50327, 82055

	Prior Years	FY23	Total
<b>FUNDING SOURCES</b>			
Fund Balance	\$ 340,244		\$ 340,244
Bond Proceeds	\$ 56,164		\$ 56,164
Sales Tax (1999 SPLOST)	\$ 478,693		\$ 478,693
Other			
Balance Forward			
<b>TOTAL FUNDING SOURCES</b>	<b>\$ 875,101</b>	<b>\$ -</b>	<b>\$ 875,101</b>
<b>PROJECT COSTS</b>			
Professional Services	\$ 51,250		\$ 51,250
Legal	\$ 13,696		\$ 13,696
Architect/Engineering	\$ 197,463		\$ 197,463
Appraisal/Negotiations	\$ 136,066		\$ 136,066
Construction			
Land Acquisition	\$ 475,850		\$ 475,850
Furnishings & Equipment	\$ 776		\$ 776
<b>BUDGETED EXPENDITURES</b>	<b>\$ 875,101</b>	<b>\$ -</b>	<b>\$ 875,101</b>
<b>BALANCE</b>	<b>\$ -</b>	<b>\$ -</b>	<b>\$ -</b>

## ROAD RESURFACING/REHABILITATION

<b>PROJECT NAME:</b>	Resurfacing/Rehabilitation Program		
<b>PROJECT DESCRIPTION:</b>	Funding set aside annually for road resurfacing and other routine road maintenance repairs, or other construction in Columbus		
<b>BENEFIT TO THE COMMUNITY:</b>	Provides a safer and more efficient roadway system for drivers		
<b>OPERATING BUDGET IMPACT:</b>	Funds are leveraged with State of Georgia Department of Transportation (DOT) funds. Programmatic funding and matching reduces pressure on operating funds		
<b>MANAGING DEPARTMENT:</b>	PUBLIC WORKS/ ENGINEERING	<b>PROJECT TYPE:</b>	ROAD MAINTENANCE
<b>ACCOUNT CODE:</b>	0508 660 3000	<b>PROJECT NO:</b>	21023

	Prior Years	FY23	Total
<b>FUNDING SOURCES</b>			
Fund Balance	\$ 21,806,247		\$ 21,806,247
Bond Proceeds			
Sales Tax			
Other			
Balance Forward		\$ 3,090,056	
<b>TOTAL FUNDING SOURCES</b>	<b>\$ 21,806,247</b>	<b>\$ 3,090,056</b>	<b>\$ 21,806,247</b>
<b>PROJECT COSTS</b>			
Professional Services			
Legal			
Architect/Engineering	\$ 181,914		\$ 181,914
Appraisal/Negotiations			
Construction	\$ 18,534,277	\$ 3,090,056	\$ 21,624,333
Land Acquisition			
Furnishings & Equipment			
<b>BUDGETED EXPENDITURES</b>	<b>\$ 18,716,191</b>	<b>\$ 3,090,056</b>	<b>\$ 21,806,247</b>
<b>BALANCE</b>	<b>\$ 3,090,056</b>	<b>\$ -</b>	<b>\$ -</b>

## ATMS/SIGNAL

<b>PROJECT NAME:</b>	ATMS Signal		
<b>PROJECT DESCRIPTION:</b>	Field connection using primary fiber optic cable between Traffic Coordination Center (TCC) and traffic signals		
<b>BENEFIT TO THE COMMUNITY:</b>	Improved traffic flow through use of TCC system to alert commuters regarding traffic conditions, upcoming events or to reroute traffic		
<b>OPERATING BUDGET IMPACT:</b>	No impact on operating budget		
<b>MANAGING DEPARTMENT:</b>	ENGINEERING	<b>PROJECT TYPE:</b>	TRAFFIC FLOW
<b>ACCOUNT CODE:</b>	0508 660 3000	<b>PROJECT NO:</b>	20760

	Prior Years	FY23	Total
<b>FUNDING SOURCES</b>			
Fund Balance	\$ 354,993		\$ 354,993
Bond Proceeds			
Sales Tax			
Other			
Balance Forward			
<b>TOTAL FUNDING SOURCES</b>	<b>\$ 354,993</b>	<b>\$ -</b>	<b>\$ 354,993</b>
<b>PROJECT COSTS</b>			
Professional Services			
Legal			
Architect/Engineering	\$ 354,993		\$ 354,993
Appraisal/Negotiations			
Construction			
Land Acquisition			
Furnishings & Equipment			
<b>BUDGETED EXPENDITURES</b>	<b>\$ 354,993</b>	<b>\$ -</b>	<b>\$ 354,993</b>
<b>BALANCE</b>	<b>\$ -</b>	<b>\$ -</b>	<b>\$ -</b>

## FIBER OPTIC INTERCONNECT

<b>PROJECT NAME:</b>	Fiber Optic Interconnect		
<b>PROJECT DESCRIPTION:</b>	Conversion of existing metallic traffic signals using interconnected fiber optics		
<b>BENEFIT TO THE COMMUNITY:</b>	Provides more efficient transportation network and complies with Ga DOT schedule		
<b>OPERATING BUDGET IMPACT:</b>	No impact on operating budget		
<b>MANAGING DEPARTMENT:</b>	ENGINEERING/ PUBLIC WORKS	<b>PROJECT TYPE:</b>	TRAFFIC FLOW
	0508 660 3000		21033 and
<b>ACCOUNT CODE:</b>	0109 250 9901	<b>PROJECT NO:</b>	92023

	Prior Years	FY23	Total
<b>FUNDING SOURCES</b>			
Fund Balance	\$ 200,000	\$ 23,711	\$ 200,000
Bond Proceeds			
Sales Tax (2009 LOST)	\$ 300,000	\$ 295,435	\$ 300,000
Other (ARRA)			
Balance Forward		\$ 319,146	
<b>TOTAL FUNDING SOURCES</b>	<b>\$ 500,000</b>	<b>\$ 319,146</b>	<b>\$ 500,000</b>
<b>PROJECT COSTS</b>			
Professional Services			
Legal			
Architect/Engineering	\$ 4,565		\$ 4,565
Appraisal/Negotiations			
Construction	\$ 171,289	\$ 319,146	\$ 490,435
Land Acquisition	\$ 5,000		\$ 5,000
Furnishings & Equipment			
<b>BUDGETED EXPENDITURES</b>	<b>\$ 180,854</b>	<b>\$ 319,146</b>	<b>\$ 500,000</b>
<b>BALANCE</b>	<b>\$ 319,146</b>	<b>\$ -</b>	<b>\$ -</b>



## LED SIGNAL HEADS

<b>PROJECT NAME:</b>	LED Signal Heads		
<b>PROJECT DESCRIPTION:</b>	Replacement of existing traffic signal heads with new high visibility L.E.D. traffic signal heads		
<b>BENEFIT TO THE COMMUNITY:</b>	Improves roadway safety and traffic flow, while use of L.E.D. technology improves efficiency by reducing		
<b>OPERATING BUDGET IMPACT:</b>	Reduced operating costs due to efficiency of LED		
<b>MANAGING DEPARTMENT:</b>	ENGINEERING	<b>PROJECT TYPE:</b>	TRAFFIC FLOW
<b>ACCOUNT CODE:</b>	0508 660 3000	<b>PROJECT NO:</b>	20759

	Prior Years	FY23	Total
<b>FUNDING SOURCES</b>			
Fund Balance	\$ 162,707		\$ 162,707
Bond Proceeds			
Sales Tax			
Other			
Balance Forward			
<b>TOTAL FUNDING SOURCES</b>	<b>\$ 162,707</b>	<b>\$ -</b>	<b>\$ 162,707</b>
<b>PROJECT COSTS</b>			
Professional Services	\$ 12,635		\$ 12,635
Legal			
Architect/Engineering			
Appraisal/Negotiations			
Construction	\$ 150,072		\$ 150,072
Land Acquisition			
Furnishings & Equipment			
<b>BUDGETED EXPENDITURES</b>	<b>\$ 162,707</b>	<b>\$ -</b>	<b>\$ 162,707</b>
<b>BALANCE</b>	<b>\$ -</b>	<b>\$ -</b>	<b>\$ -</b>

## TRAFFIC CALMING

<b>PROJECT NAME:</b>	Traffic Calming		
<b>PROJECT DESCRIPTION:</b>	Purchasing of traffic calming devices which allow City to monitor and react to problematic traffic conditions or events		
<b>BENEFIT TO THE COMMUNITY:</b>	Improve traffic network by reducing congestion as needed		
<b>OPERATING BUDGET IMPACT:</b>	No impact on operating budget		
<b>MANAGING DEPARTMENT:</b>	ENGINEERING	<b>PROJECT TYPE:</b>	TRAFFIC FLOW
<b>ACCOUNT CODE:</b>	0508 660 3000	<b>PROJECT NO:</b>	21037

	Prior Years	FY23	Total
<b>FUNDING SOURCES</b>			
Fund Balance	\$ 111,863		\$ 111,863
Bond Proceeds			
Sales Tax			
Other			
Balance Forward		\$ 10,020	
<b>TOTAL FUNDING SOURCES</b>	<b>\$ 111,863</b>	<b>\$ 10,020</b>	<b>\$ 111,863</b>
<b>PROJECT COSTS</b>			
Professional Services			
Legal			
Architect/Engineering			
Appraisal/Negotiations			
Construction	\$ 101,843	\$ 10,020	\$ 111,863
Land Acquisition			
Furnishings & Equipment			
<b>BUDGETED EXPENDITURES</b>	<b>\$ 101,843</b>	<b>\$ 10,020</b>	<b>\$ 111,863</b>
<b>BALANCE</b>	<b>\$ 10,020</b>	<b>\$ -</b>	<b>\$ -</b>

## RAILS TO TRAILS MAINTENANCE

<b>PROJECT NAME:</b>	Rails to Trails Maintenance		
<b>PROJECT DESCRIPTION:</b>	Maintenance, repair, reconstruction, and improvements as needed for the Rails to Trails walking/running/biking trails,		
<b>BENEFIT TO THE COMMUNITY:</b>	Maintain and improve extensive network of walking and biking trails which are used for recreation, sport and leisure by residents, visitors and citizens.		
<b>OPERATING BUDGET IMPACT:</b>	No impact on operating budget		
<b>MANAGING DEPARTMENT:</b>	PUBLIC WORKS	<b>PROJECT TYPE:</b>	WALKING/ BIKING TRAILS
<b>ACCOUNT CODE:</b>	0508 660 1000	<b>PROJECT NO:</b>	22912

	Prior Years	FY23	Total
<b>FUNDING SOURCES</b>			
Fund Balance	\$ 245,192		\$ 245,192
Bond Proceeds			
Sales Tax			
Other			
Balance Forward		\$ 215,547	
<b>TOTAL FUNDING SOURCES</b>	<b>\$ 245,192</b>	<b>\$ 215,547</b>	<b>\$ 245,192</b>
<b>PROJECT COSTS</b>			
Professional Services			
Legal			
Architect/Engineering			
Appraisal/Negotiations			
Construction	\$ 29,645	\$ 215,547	\$ 245,192
Land Acquisition			
Furnishings & Equipment			
<b>BUDGETED EXPENDITURES</b>	<b>\$ 29,645</b>	<b>\$ 215,547</b>	<b>\$ 245,192</b>
<b>BALANCE</b>	<b>\$ 215,547</b>	<b>\$ -</b>	<b>\$ -</b>

## WALKING TRAILS/TROLLEY SYSTEM

<b>PROJECT NAME:</b>	Walking Trails / Trolley System		
<b>PROJECT DESCRIPTION:</b>	Implement walking and biking trail systems, including crossing lights, into the existing Columbus street system		
<b>BENEFIT TO THE COMMUNITY:</b>	Enhanced amenity for residents, citizens and visitors to Columbus		
<b>OPERATING BUDGET IMPACT:</b>	No impact on the operational budget		
<b>MANAGING DEPARTMENT:</b>	ENGINEERING/ PUBLIC WORKS 0508 660 1000, 0508 660 3000 and 0540 695 2126	<b>PROJECT TYPE:</b>	WALKING/ BIKING TRAILS  21040, 21061, 22197, 53017
<b>ACCOUNT CODE:</b>		<b>PROJECT NO:</b>	

	Prior Years	FY23	Total
<b>FUNDING SOURCES</b>			
Fund Balance	\$ 2,281,719		\$ 2,281,719
Bond Proceeds			
Sales Tax (1999 SPLOST)			
Other (ARRA)	\$ 11,122,165		\$ 11,122,165
Balance Forward		\$ 28,505	
<b>TOTAL FUNDING SOURCES</b>	<b>\$ 13,403,884</b>	<b>\$ 28,505</b>	<b>\$ 13,403,884</b>
<b>PROJECT COSTS</b>			
Professional Services	\$ 119,279		\$ 119,279
Legal	\$ 6,388		\$ 6,388
Architect/Engineering	\$ 2,107,491		\$ 2,107,491
Appraisal/Negotiations	\$ 20,056		\$ 20,056
Construction	\$ 11,122,165	\$ 28,505	\$ 11,150,670
Land Acquisition			
Furnishings & Equipment			
<b>BUDGETED EXPENDITURES</b>	<b>\$ 13,375,379</b>	<b>\$ 28,505</b>	<b>\$ 13,403,884</b>
<b>BALANCE</b>	<b>\$ 28,505</b>	<b>\$ -</b>	<b>\$ -</b>

## FY17 LMIG VICTORY DR/30TH AVE SIGNAL

<b>PROJECT NAME:</b>	FY17 LMIG Victory Dr/30th Ave Signal		
<b>PROJECT DESCRIPTION:</b>	Improve traffic flow at Victory Dr and 30th Ave intersection with a traffic signal		
<b>BENEFIT TO THE COMMUNITY:</b>	Improve traffic network by reducing congestion as needed		
<b>OPERATING BUDGET IMPACT:</b>	No impact on the operational budget		
<b>MANAGING DEPARTMENT:</b>	ENGINEERING	<b>PROJECT TYPE:</b>	TRAFFIC FLOW
<b>ACCOUNT CODE:</b>	0508 660 3000	<b>PROJECT NO:</b>	24007

	Prior Years	FY23	Total
<b>FUNDING SOURCES</b>			
Fund Balance	\$ 150,000		\$ 150,000
Bond Proceeds			
Sales Tax (1999 SPLOST)			
Other (ARRA)			
Balance Forward		\$ 96,591	
<b>TOTAL FUNDING SOURCES</b>	<b>\$ 150,000</b>	<b>\$ 96,591</b>	<b>\$ 150,000</b>
<b>PROJECT COSTS</b>			
Professional Services			
Legal			
Architect/Engineering	\$ 53,409		\$ 53,409
Appraisal/Negotiations			
Construction		\$ 96,591	\$ 96,591
Land Acquisition			
Furnishings & Equipment			
<b>BUDGETED EXPENDITURES</b>	<b>\$ 53,409</b>	<b>\$ 96,591</b>	<b>\$ 150,000</b>
<b>BALANCE</b>	<b>\$ 96,591</b>	<b>\$ -</b>	<b>\$ -</b>

## FY17 LMIG ADA AVE/WYNNNTON RD SIGNAL

<b>PROJECT NAME:</b>	FY17 LMIG Ada Ave/Wynnnton Rd Signal		
<b>PROJECT DESCRIPTION:</b>	Improve roads in the Wynnnton Rd area with a traffic signal		
<b>BENEFIT TO THE COMMUNITY:</b>	Improve traffic network by reducing congestion as needed		
<b>OPERATING BUDGET IMPACT:</b>	No impact on the operational budget		
<b>MANAGING DEPARTMENT:</b>	ENGINEERING	<b>PROJECT TYPE:</b>	TRAFFIC FLOW
<b>ACCOUNT CODE:</b>	0508 660 3000	<b>PROJECT NO:</b>	24008

	Prior Years	FY23	Total
<b>FUNDING SOURCES</b>			
Fund Balance	\$ 250,000		\$ 250,000
Bond Proceeds			
Sales Tax (1999 SPLOST)			
Other (ARRA)			
Balance Forward		\$ 87,796	
<b>TOTAL FUNDING SOURCES</b>	<b>\$ 250,000</b>	<b>\$ 87,796</b>	<b>\$ 250,000</b>
<b>PROJECT COSTS</b>			
Professional Services			
Legal			
Architect/Engineering			
Appraisal/Negotiations			
Construction	\$ 162,204	\$ 87,796	\$ 250,000
Land Acquisition			
Furnishings & Equipment			
<b>BUDGETED EXPENDITURES</b>	<b>\$ 162,204</b>	<b>\$ 87,796</b>	<b>\$ 250,000</b>
<b>BALANCE</b>	<b>\$ 87,796</b>	<b>\$ -</b>	<b>\$ -</b>

## FORTSON RD/WILLIAMS RD ROUNDABOUT

<b>PROJECT NAME:</b>	FY17 LMIG Fortson Rd/Williams Rd Roundabout		
<b>PROJECT DESCRIPTION:</b>	Improve roads at intersection with a roundabout		
<b>BENEFIT TO THE COMMUNITY:</b>	Improve traffic network by reducing congestion as needed		
<b>OPERATING BUDGET IMPACT:</b>	No impact on the operational budget		
<b>MANAGING DEPARTMENT:</b>	ENGINEERING	<b>PROJECT TYPE:</b>	ROAD IMPROVEMENTS
<b>ACCOUNT CODE:</b>	0508 660 3000	<b>PROJECT NO:</b>	24009, 24024, and 24033

	Prior Years	FY23	Total
<b>FUNDING SOURCES</b>			
Fund Balance	\$ 3,984,049		\$ 3,984,049
Bond Proceeds			
Sales Tax (1999 SPLOST)			
Other (ARRA)			
Balance Forward		\$ 3,547,150	
<b>TOTAL FUNDING SOURCES</b>	<b>\$ 3,984,049</b>	<b>\$ 3,547,150</b>	<b>\$ 3,984,049</b>
<b>PROJECT COSTS</b>			
Professional Services			
Legal			
Architect/Engineering	\$ 239,196	\$ 222,706	\$ 461,902
Appraisal/Negotiations	\$ 197,703		\$ 197,703
Construction		\$ 3,324,444	\$ 3,324,444
Land Acquisition			
Furnishings & Equipment			
<b>BUDGETED EXPENDITURES</b>	<b>\$ 436,899</b>	<b>\$ 3,547,150</b>	<b>\$ 3,984,049</b>
<b>BALANCE</b>	<b>\$ 3,547,150</b>	<b>\$ -</b>	<b>\$ -</b>

## MOTT'S GREEN

<b>PROJECT NAME:</b>	Mott's Green		
<b>PROJECT DESCRIPTION:</b>	Improve landscape and greenspace of Mott's Green property		
<b>BENEFIT TO THE COMMUNITY:</b>	Enhanced amenity for residents, citizens and visitors to Columbus		
<b>OPERATING BUDGET IMPACT:</b>	No impact on the operational budget		
<b>MANAGING DEPARTMENT:</b>	ENGINEERING	<b>PROJECT TYPE:</b>	CORRIDOR IMPROVEMENTS
<b>ACCOUNT CODE:</b>	0508 660 3000	<b>PROJECT NO:</b>	24012

	Prior Years	FY23	Total
<b>FUNDING SOURCES</b>			
Fund Balance	\$ 814,175		\$ 814,175
Bond Proceeds			
Sales Tax (1999 SPLOST)			
Other (ARRA)			
Balance Forward		\$ 725,320	
<b>TOTAL FUNDING SOURCES</b>	<b>\$ 814,175</b>	<b>\$ 725,320</b>	<b>\$ 814,175</b>
<b>PROJECT COSTS</b>			
Professional Services	\$ 82,701		\$ 82,701
Legal			
Architect/Engineering	\$ 6,154	\$ 2,754	\$ 2,754
Appraisal/Negotiations			
Construction		722,566	\$ 728,720
Land Acquisition			
Furnishings & Equipment			
<b>BUDGETED EXPENDITURES</b>	<b>\$ 88,855</b>	<b>\$ 725,320</b>	<b>\$ 814,175</b>
<b>BALANCE</b>	<b>\$ 725,320</b>	<b>\$ -</b>	<b>\$ -</b>



## 2ND AVENUE/18TH STREET GDOT GRANT

<b>PROJECT NAME:</b>	2nd Avenue/18th Street GDOT Grant		
<b>PROJECT DESCRIPTION:</b>	Enhance roadway system with improved landscaping within corridor		
<b>BENEFIT TO THE COMMUNITY:</b>	Enhanced streetscape for residents, citizens and visitors to Columbus		
<b>OPERATING BUDGET IMPACT:</b>	No impact on the operational budget		
<b>MANAGING DEPARTMENT:</b>	ENGINEERING	<b>PROJECT TYPE:</b>	CORRIDOR IMPROVEMENTS
<b>ACCOUNT CODE:</b>	0508 660 3000	<b>PROJECT NO:</b>	24016

	Prior Years	FY23	Total
<b>FUNDING SOURCES</b>			
Fund Balance	\$ 28,534		\$ 28,534
Bond Proceeds			
Sales Tax (1999 SPLOST)			
Other (ARRA)			
Balance Forward			
<b>TOTAL FUNDING SOURCES</b>	<b>\$ 28,534</b>	<b>\$ -</b>	<b>\$ 28,534</b>
<b>PROJECT COSTS</b>			
Professional Services	\$ 28,534		\$ 28,534
Legal			
Architect/Engineering			
Appraisal/Negotiations			
Construction			
Land Acquisition			
Furnishings & Equipment			
<b>BUDGETED EXPENDITURES</b>	<b>\$ 28,534</b>	<b>\$ -</b>	<b>\$ 28,534</b>
<b>BALANCE</b>	<b>\$ -</b>	<b>\$ -</b>	<b>\$ -</b>

## RIVERWALK CITY MILLS PARKING

<b>PROJECT NAME:</b>	Riverwalk City Mills Parking		
<b>PROJECT DESCRIPTION:</b>	Construct parking spaces which will be available to the public and will be operated and maintained by the City		
<b>BENEFIT TO THE COMMUNITY:</b>	Provides much needed public parking capacity for events, attractions, businesses and restaurants		
<b>OPERATING BUDGET IMPACT:</b>	No impact on the operational budget		
<b>MANAGING DEPARTMENT:</b>	Engineering	<b>PROJECT TYPE:</b>	PARKING
<b>ACCOUNT CODE:</b>	0109 250 9901	<b>PROJECT NO:</b>	92024

	Prior Years	FY23	Total
<b>FUNDING SOURCES</b>			
Fund Balance			
Bond Proceeds			
Sales Tax (2009 LOST)	\$ 283,000		\$ 283,000
Other			
Balance Forward		\$ 25,000	
<b>TOTAL FUNDING SOURCES</b>	<b>\$ 283,000</b>	<b>\$ 25,000</b>	<b>\$ 283,000</b>
<b>PROJECT COSTS</b>			
Professional Services			
Legal			
Architect/Engineering			
Appraisal/Negotiations			
Construction	\$ 258,000	\$ 25,000	\$ 283,000
Land Acquisition			
Furnishings & Equipment			
<b>BUDGETED EXPENDITURES</b>	<b>\$ 258,000</b>	<b>\$ 25,000</b>	<b>\$ 283,000</b>
<b>BALANCE</b>	<b>\$ 25,000</b>	<b>\$ -</b>	<b>\$ -</b>

## RIVERWALK WESTVILLE PARKING

<b>PROJECT NAME:</b>	Riverwalk Westville Parking		
<b>PROJECT DESCRIPTION:</b>	Construct parking spaces which will be available to the public and will be operated and maintained by the City		
<b>BENEFIT TO THE COMMUNITY:</b>	Provides much needed public parking capacity for events, attractions, businesses and restaurants		
<b>OPERATING BUDGET IMPACT:</b>	No impact on the operational budget		
<b>MANAGING DEPARTMENT:</b>	Engineering	<b>PROJECT TYPE:</b>	PARKING
<b>ACCOUNT CODE:</b>	0109 250 9901	<b>PROJECT NO:</b>	92025

	Prior Years	FY23	Total
<b>FUNDING SOURCES</b>			
Fund Balance			
Bond Proceeds			
Sales Tax (2009 LOST)	\$ 266,960		\$ 266,960
Other			
Balance Forward			
<b>TOTAL FUNDING SOURCES</b>	<b>\$ 266,960</b>	<b>\$ -</b>	<b>\$ 266,960</b>
<b>PROJECT COSTS</b>			
Professional Services			
Legal			
Architect/Engineering			
Appraisal/Negotiations			
Construction	\$ 266,960		\$ 266,960
Land Acquisition			
Furnishings & Equipment			
<b>BUDGETED EXPENDITURES</b>	<b>\$ 266,960</b>	<b>\$ -</b>	<b>\$ 266,960</b>
<b>BALANCE</b>	<b>\$ -</b>	<b>\$ -</b>	<b>\$ -</b>

## DEPARTMENT OF DRIVER SERVICES PARKING LOT

<b>PROJECT NAME:</b>	Department of Driver Services Parking Lot		
<b>PROJECT DESCRIPTION:</b>	Construct parking spaces which will be available to the public and will be operated and maintained by the State		
<b>BENEFIT TO THE COMMUNITY:</b>	Provides much needed public parking capacity for use at the Department of Driver Services		
<b>OPERATING BUDGET IMPACT:</b>	No impact on the operational budget		
<b>MANAGING DEPARTMENT:</b>	Engineering	<b>PROJECT TYPE:</b>	PARKING
<b>ACCOUNT CODE:</b>	0508 660 3000	<b>PROJECT NO:</b>	24001

	Prior Years	FY23	Total
<b>FUNDING SOURCES</b>			
Fund Balance	\$ 100,000		\$ 100,000
Bond Proceeds			
Sales Tax			
Other			
Balance Forward			
<b>TOTAL FUNDING SOURCES</b>	<b>\$ 100,000</b>	<b>\$ -</b>	<b>\$ 100,000</b>
<b>PROJECT COSTS</b>			
Professional Services			
Legal			
Architect/Engineering			
Appraisal/Negotiations			
Construction	\$ 100,000		\$ 100,000
Land Acquisition			
Furnishings & Equipment			
<b>BUDGETED EXPENDITURES</b>	<b>\$ 100,000</b>	<b>\$ -</b>	<b>\$ 100,000</b>
<b>BALANCE</b>	<b>\$ -</b>	<b>\$ -</b>	<b>\$ -</b>

## WILLIAMS ROAD PHASE I

<b>PROJECT DESCRIPTION:</b>	Williams Road Phase I		
	Updating corridor study to determine design concept that included construction of intersection improvements		
<b>BENEFIT TO THE COMMUNITY:</b>	Improved traffic flow and safety at the intersection		
<b>OPERATING BUDGET IMPACT:</b>	No impact on the operational budget		
<b>MANAGING DEPARTMENT:</b>	ENGINEERING	<b>PROJECT TYPE:</b>	ROAD IMPROVEMENTS
<b>ACCOUNT CODE:</b>	0109 250 9901	<b>PROJECT NO:</b>	92011

	Prior Years	FY23	Total
<b>FUNDING SOURCES</b>			
Fund Balance			
Bond Proceeds			
Sales Tax (2009 LOST)	\$ 53,891		\$ 53,891
Other			
Balance Forward			
<b>TOTAL FUNDING SOURCES</b>	<b>\$ 53,891</b>	<b>\$ -</b>	<b>\$ 53,891</b>
<b>PROJECT COSTS</b>			
Professional Services			
Legal			
Architect/Engineering	\$ 53,891		\$ 53,891
Appraisal/Negotiations			
Construction			
Land Acquisition			
Furnishings & Equipment			
<b>BUDGETED EXPENDITURES</b>	<b>\$ 53,891</b>	<b>\$ -</b>	<b>\$ 53,891</b>
<b>BALANCE</b>	<b>\$ -</b>	<b>\$ -</b>	<b>\$ -</b>

## BULL CREEK GOLF COURSE PARKING LOT

<b>PROJECT NAME:</b>	Bull Creek Golf Course Parking Lot		
<b>PROJECT DESCRIPTION:</b>	Repair parking lot at Bull Creek Golf Course		
<b>BENEFIT TO THE COMMUNITY:</b>	Improved safety for employees, citizens and visitors who work and use the Bull Creek building		
<b>OPERATING BUDGET IMPACT:</b>	No impact on the operational budget		
<b>MANAGING DEPARTMENT:</b>	ENGINEERING	<b>PROJECT TYPE:</b>	PARKING
<b>ACCOUNT CODE:</b>	0109 250 9901	<b>PROJECT NO:</b>	92026

	Prior Years	FY23	Total
<b>FUNDING SOURCES</b>			
Fund Balance			
Bond Proceeds			
Sales Tax (2009 LOST)	\$ 98,085		\$ 98,085
Other			
Balance Forward			
<b>TOTAL FUNDING SOURCES</b>	<b>\$ 98,085</b>	<b>\$ -</b>	<b>\$ 98,085</b>
<b>PROJECT COSTS</b>			
Professional Services			
Legal			
Architect/Engineering			
Appraisal/Negotiations			
Construction	\$ 98,085		\$ 98,085
Land Acquisition			
Furnishings & Equipment			
<b>BUDGETED EXPENDITURES</b>	<b>\$ 98,085</b>	<b>\$ -</b>	<b>\$ 98,085</b>
<b>BALANCE</b>	<b>\$ -</b>	<b>\$ -</b>	<b>\$ -</b>

## RIVER ROAD ROUNDABOUT

<b>PROJECT NAME:</b>	River Road Roundabout		
<b>PROJECT DESCRIPTION:</b>	Realign Bradley Park Drive and River Road with a new roundabout		
<b>BENEFIT TO THE COMMUNITY:</b>	Improved safety and navigability of busy intersection between Bradley Park Drive and River Road.		
<b>OPERATING BUDGET IMPACT:</b>	Reduced reliance on operating budget for road improvement		
<b>MANAGING DEPARTMENT:</b>	ENGINEERING 0109 250 9901 and	<b>PROJECT TYPE:</b>	ROAD IMPROVEMENTS
<b>ACCOUNT CODE:</b>	0508 660 3000	<b>PROJECT NO:</b>	92027 and 24032

	Prior Years	FY23	Total
<b>FUNDING SOURCES</b>			
Fund Balance	\$ 896,450		\$ 896,450
Bond Proceeds			
Sales Tax (2009 LOST)	\$ 1,310,155		\$ 1,310,155
Other			
Balance Forward			
<b>TOTAL FUNDING SOURCES</b>	<b>\$ 2,206,605</b>	<b>\$ -</b>	<b>\$ 2,206,605</b>
<b>PROJECT COSTS</b>			
Professional Services			
Legal			
Architect/Engineering	\$ 896,450		\$ 896,450
Appraisal/Negotiations			
Construction	\$ 1,310,155		\$ 1,310,155
Land Acquisition			
Furnishings & Equipment			
<b>BUDGETED EXPENDITURES</b>	<b>\$ 2,206,605</b>	<b>\$ -</b>	<b>\$ 2,206,605</b>
<b>BALANCE</b>	<b>\$ -</b>	<b>\$ -</b>	<b>\$ -</b>

## FY18 LMIG FORREST ROAD PHASE I

<b>PROJECT NAME:</b>	FY18 Forrest Road Phase I		
<b>PROJECT DESCRIPTION:</b>	Repairs and reconstruction work on Forrest Road		
<b>BENEFIT TO THE COMMUNITY:</b>	Improved traffic flow and improvements on Forrest Road		
<b>OPERATING BUDGET IMPACT:</b>	No impact on the operational budget		
<b>MANAGING DEPARTMENT:</b>	VARIOUS	<b>PROJECT TYPE:</b>	ROAD IMPROVEMENTS
<b>ACCOUNT CODE:</b>	0508 660 3000	<b>PROJECT NO:</b>	24021

	Prior Years	FY23	Total
<b>FUNDING SOURCES</b>			
Fund Balance	\$ 800,000		\$ 800,000
Bond Proceeds			
Sales Tax			
Other			
Balance Forward		\$ 233,391	
<b>TOTAL FUNDING SOURCES</b>	<b>\$ 800,000</b>	<b>\$ 233,391</b>	<b>\$ 800,000</b>
<b>PROJECT COSTS</b>			
Professional Services			
Legal			
Architect/Engineering	\$ 66,609		\$ 66,609
Appraisal/Negotiations			
Construction	\$ 500,000	\$ 233,391	\$ 733,391
Land Acquisition			
Furnishings & Equipment			
<b>BUDGETED EXPENDITURES</b>	<b>\$ 566,609</b>	<b>\$ 233,391</b>	<b>\$ 800,000</b>
<b>BALANCE</b>	<b>\$ 233,391</b>	<b>\$ -</b>	<b>\$ -</b>



## FY18 LMIG FT. BENNING RD/BRENNAN RD ROUNDABOUT

<b>PROJECT NAME:</b>	FY18 LMIG Ft. Benning Rd. & Brennan Rd. Roundabout		
<b>PROJECT DESCRIPTION:</b>	Design and construction of a roundabout		
<b>BENEFIT TO THE COMMUNITY:</b>	Improved traffic flow and improvements on and around Ft. Benning Road and Brennan Road		
<b>OPERATING BUDGET IMPACT:</b>	No impact on the operational budget		
<b>MANAGING DEPARTMENT:</b>	VARIOUS	<b>PROJECT TYPE:</b>	ROAD IMPROVEMENTS
<b>ACCOUNT CODE:</b>	0508 660 3000	<b>PROJECT NO:</b>	24022 and 24029

	Prior Years	FY23	Total
<b>FUNDING SOURCES</b>			
Fund Balance	\$ 3,479,906		\$ 3,479,906
Bond Proceeds			
Sales Tax			
Other			
Balance Forward		\$ 308,744	
<b>TOTAL FUNDING SOURCES</b>	<b>\$ 3,479,906</b>	<b>\$ 308,744</b>	<b>\$ 3,479,906</b>
<b>PROJECT COSTS</b>			
Professional Services			
Legal			
Architect/Engineering	\$ 1,269,730		\$ 1,269,730
Appraisal/Negotiations			
Construction	\$ 1,901,432	\$ 308,744	\$ 2,210,176
Land Acquisition			
Furnishings & Equipment			
<b>BUDGETED EXPENDITURES</b>	<b>\$ 3,171,162</b>	<b>\$ 308,744</b>	<b>\$ 3,479,906</b>
<b>BALANCE</b>	<b>\$ 308,744</b>	<b>\$ -</b>	<b>\$ -</b>

## MORRIS ROAD BRIDGE REPAIR

<b>PROJECT NAME:</b>	Morris Road Bridge Repair		
<b>PROJECT DESCRIPTION:</b>	Repair of bridge on Morris Road in Columbus		
<b>BENEFIT TO THE COMMUNITY:</b>	Improved accessibility and navigability as well as structural safety		
<b>OPERATING BUDGET IMPACT:</b>	No impact on the operational budget		
<b>MANAGING DEPARTMENT:</b>	VARIOUS	<b>PROJECT TYPE:</b>	BRIDGE IMPROVEMENTS
<b>ACCOUNT CODE:</b>	0508 660 3000	<b>PROJECT NO:</b>	24023

	Prior Years	FY23	Total
<b>FUNDING SOURCES</b>			
Fund Balance	\$ 50,000		\$ 50,000
Bond Proceeds			
Sales Tax			
Other			
Balance Forward			
<b>TOTAL FUNDING SOURCES</b>	<b>\$ 50,000</b>	<b>\$ -</b>	<b>\$ 50,000</b>
<b>PROJECT COSTS</b>			
Professional Services			
Legal			
Architect/Engineering			
Appraisal/Negotiations			
Construction	\$ 50,000		\$ 50,000
Land Acquisition			
Furnishings & Equipment			
<b>BUDGETED EXPENDITURES</b>	<b>\$ 50,000</b>	<b>\$ -</b>	<b>\$ 50,000</b>
<b>BALANCE</b>	<b>\$ -</b>	<b>\$ -</b>	<b>\$ -</b>

## MULTIMODAL GDOT GRANT - SPUR 22 IMPROVEMENTS

<b>PROJECT NAME:</b>	Multimodal GDOT Grant - Spur 22 Improvements		
<b>PROJECT DESCRIPTION:</b>	Updating corridor study to determine design concept		
<b>BENEFIT TO THE COMMUNITY:</b>	Improve traffic network by reducing congestion as needed		
<b>OPERATING BUDGET IMPACT:</b>	No impact on the operational budget		
<b>MANAGING DEPARTMENT:</b>	VARIOUS	<b>PROJECT TYPE:</b>	CORRIDOR IMPROVEMENTS
<b>ACCOUNT CODE:</b>	0508 660 3000	<b>PROJECT NO:</b>	24025

	Prior Years	FY23	Total
<b>FUNDING SOURCES</b>			
Fund Balance	\$ 100,000		\$ 100,000
Bond Proceeds			
Sales Tax			
Other			
Balance Forward		\$ 100,000	
<b>TOTAL FUNDING SOURCES</b>	<b>\$ 100,000</b>	<b>\$ 100,000</b>	<b>\$ 100,000</b>
<b>PROJECT COSTS</b>			
Professional Services			
Legal			
Architect/Engineering		\$ 100,000	\$ 100,000
Appraisal/Negotiations			
Construction			
Land Acquisition			
Furnishings & Equipment			
<b>BUDGETED EXPENDITURES</b>	<b>\$ -</b>	<b>\$ 100,000</b>	<b>\$ 100,000</b>
<b>BALANCE</b>	<b>\$ 100,000</b>	<b>\$ -</b>	<b>\$ -</b>

## FY17 LMIG SAFETY ACTION PLAN - SCHOOL ZONES

<b>PROJECT NAME:</b>	FY17 LMIG Safety Action Plan - School Zones		
<b>PROJECT DESCRIPTION:</b>	This project will replace and upgrade School Zone Warning Sign		
<b>BENEFIT TO THE COMMUNITY:</b>	Improve traffic network by reducing congestion as needed		
<b>OPERATING BUDGET IMPACT:</b>	No impact on the operational budget		
<b>MANAGING DEPARTMENT:</b>	VARIOUS	<b>PROJECT TYPE:</b>	TRAFFIC FLOW
<b>ACCOUNT CODE:</b>	0508 660 3000	<b>PROJECT NO:</b>	24026

	Prior Years	FY23	Total
<b>FUNDING SOURCES</b>			
Fund Balance	\$ 200,000		\$ 200,000
Bond Proceeds			
Sales Tax			
Other			
Balance Forward			
<b>TOTAL FUNDING SOURCES</b>	<b>\$ 200,000</b>	<b>\$ -</b>	<b>\$ 200,000</b>
<b>PROJECT COSTS</b>			
Professional Services			
Legal			
Architect/Engineering			
Appraisal/Negotiations			
Construction	\$ 200,000		\$ 200,000
Land Acquisition			
Furnishings & Equipment			
<b>BUDGETED EXPENDITURES</b>	<b>\$ 200,000</b>	<b>\$ -</b>	<b>\$ 200,000</b>
<b>BALANCE</b>	<b>\$ -</b>	<b>\$ -</b>	<b>\$ -</b>

## RIVERWALK/BIBB MILL

<b>PROJECT NAME:</b>	Riverwalk/Bibb Mill		
<b>PROJECT DESCRIPTION:</b>	Project includes the connection of the Riverwalk at the North Highland Dam/Bibb Mill. Project includes 4 pedestrian bridges, observation deck, landscaping, irrigation, and storm drainage infrastructure		
<b>BENEFIT TO THE COMMUNITY:</b>	Riverwalk users will be able to travel from the Lake Oliver Marina to Uptown without leaving the Riverwalk		
<b>OPERATING BUDGET IMPACT:</b>	No impact on the operational budget		
<b>MANAGING DEPARTMENT:</b>	VARIOUS	<b>PROJECT TYPE:</b>	RIVERWALK IMPROVEMENTS
<b>ACCOUNT CODE:</b>	0508 660 3000	<b>PROJECT NO:</b>	24027

	Prior Years	FY23	Total
<b>FUNDING SOURCES</b>			
Fund Balance	\$ 1,770,230		\$ 1,770,230
Bond Proceeds			
Sales Tax			
Other			
Balance Forward			
<b>TOTAL FUNDING SOURCES</b>	<b>\$ 1,770,230</b>	<b>\$ -</b>	<b>\$ 1,770,230</b>
<b>PROJECT COSTS</b>			
Professional Services			
Legal			
Architect/Engineering			
Appraisal/Negotiations			
Construction	\$ 1,770,230		\$ 1,770,230
Land Acquisition			
Furnishings & Equipment			
<b>BUDGETED EXPENDITURES</b>	<b>\$ 1,770,230</b>	<b>\$ -</b>	<b>\$ 1,770,230</b>
<b>BALANCE</b>	<b>\$ -</b>	<b>\$ -</b>	<b>\$ -</b>

## RIVERWALK/CITY MILLS

<b>PROJECT NAME:</b>	Riverwalk/City Mills		
<b>PROJECT DESCRIPTION:</b>	Installation of 1000 LF of concrete multi-use path at historic City Mills which includes landscaping and irrigation		
<b>BENEFIT TO THE COMMUNITY:</b>	Complete the final gap in the Riverwalk and will allow users to travel from Lake Oliver Marina to Ft. Benning without leaving the Riverwalk		
<b>OPERATING BUDGET IMPACT:</b>	No impact on the operational budget		
<b>MANAGING DEPARTMENT:</b>	VARIOUS	<b>PROJECT TYPE:</b>	RIVERWALK IMPROVEMENTS
<b>ACCOUNT CODE:</b>	0508 660 3000	<b>PROJECT NO:</b>	24030

	Prior Years	FY23	Total
<b>FUNDING SOURCES</b>			
Fund Balance	\$ 223,880		\$ 223,880
Bond Proceeds			
Sales Tax			
Other			
Balance Forward			
<b>TOTAL FUNDING SOURCES</b>	<b>\$ 223,880</b>	<b>\$ -</b>	<b>\$ 223,880</b>
<b>PROJECT COSTS</b>			
Professional Services			
Legal			
Architect/Engineering			
Appraisal/Negotiations			
Construction	\$ 223,880		\$ 223,880
Land Acquisition			
Furnishings & Equipment			
<b>BUDGETED EXPENDITURES</b>	<b>\$ 223,880</b>	<b>\$ -</b>	<b>\$ 223,880</b>
<b>BALANCE</b>	<b>\$ -</b>	<b>\$ -</b>	<b>\$ -</b>

## FY19 LMIG FT BENNING ROUNDABOUT & STREETSCAPES

<b>PROJECT NAME:</b>	FY19 Ft. Benning Roundabout & Streetscapes		
<b>PROJECT DESCRIPTION:</b>	The project provides for streetscapes along Ft. Benning Road from Cusseta Road to Shelby Street.		
<b>BENEFIT TO THE COMMUNITY:</b>	Provides better pedestrian access along the Ft. Benning Road corridor allowing the public to better access local businesses and schools		
<b>OPERATING BUDGET IMPACT:</b>	No impact on the operational budget		
<hr/>			
<b>MANAGING DEPARTMENT:</b>	VARIOUS	<b>PROJECT TYPE:</b>	ROAD IMPROVEMENTS
<b>ACCOUNT CODE:</b>	0508 660 3000	<b>PROJECT NO:</b>	24031

	Prior Years	FY23	Total
<b>FUNDING SOURCES</b>			
Fund Balance	\$ 2,073,216		\$ 2,073,216
Bond Proceeds			
Sales Tax			
Other			
Balance Forward			
<b>TOTAL FUNDING SOURCES</b>	<b>\$ 2,073,216</b>	<b>\$ -</b>	<b>\$ 2,073,216</b>
<hr/>			
<b>PROJECT COSTS</b>			
Professional Services			
Legal			
Architect/Engineering			
Appraisal/Negotiations			
Construction	\$ 2,073,216		\$ 2,073,216
Land Acquisition			
Furnishings & Equipment			
<b>BUDGETED EXPENDITURES</b>	<b>\$ 2,073,216</b>	<b>\$ -</b>	<b>\$ 2,073,216</b>
<hr/>			
<b>BALANCE</b>	<b>\$ -</b>	<b>\$ -</b>	<b>\$ -</b>

## PAVEMENT MANAGEMENT

<b>PROJECT NAME:</b>	Pavement Management		
<b>PROJECT DESCRIPTION:</b>	The project provides for managing the paving system in Columbus.		
<b>BENEFIT TO THE COMMUNITY:</b>	Provides better access and traffic flow along roadways which will give citizens better access to local businesses and schools.		
<b>OPERATING BUDGET IMPACT:</b>	No impact on the operational budget		
<b>MANAGING DEPARTMENT:</b>	VARIOUS	<b>PROJECT TYPE:</b>	ROAD IMPROVEMENTS
<b>ACCOUNT CODE:</b>	0508 660 3000	<b>PROJECT NO:</b>	21079

	Prior Years	FY23	Total
<b>FUNDING SOURCES</b>			
Fund Balance	\$ 1,119,144	\$ 1,031,765	\$ 2,150,909
Bond Proceeds			
Sales Tax			
Other			
Balance Forward		\$ 400,000	
<b>TOTAL FUNDING SOURCES</b>	<b>\$ 1,119,144</b>	<b>\$ 1,431,765</b>	<b>\$ 2,150,909</b>
<b>PROJECT COSTS</b>			
Professional Services	\$ 719,144	\$ 400,000	\$ 1,119,144
Legal			
Architect/Engineering			
Appraisal/Negotiations			
Construction		\$ 1,031,765	\$ 1,031,765
Land Acquisition			
Furnishings & Equipment			
<b>BUDGETED EXPENDITURES</b>	<b>\$ 719,144</b>	<b>\$ 1,431,765</b>	<b>\$ 2,150,909</b>
<b>BALANCE</b>	<b>\$ 400,000</b>	<b>\$ -</b>	<b>\$ -</b>



## 6TH AVENUE TRAFFIC/STREET LIGHTING

<b>PROJECT NAME:</b>	6th Avenue Traffic/Street Lighting		
<b>PROJECT DESCRIPTION:</b>	The project provides traffic light improvements along 6th Avenue.		
<b>BENEFIT TO THE COMMUNITY:</b>	Improves visibility and roadway safety along 6th Avenue		
<b>OPERATING BUDGET IMPACT:</b>	No impact on the operational budget		
<b>MANAGING DEPARTMENT:</b>	VARIOUS	<b>PROJECT TYPE:</b>	TRAFFIC FLOW
<b>ACCOUNT CODE:</b>	0508 660 3000	<b>PROJECT NO:</b>	21085

	Prior Years	FY23	Total
<b>FUNDING SOURCES</b>			
Fund Balance	\$ 84,166		\$ 84,166
Bond Proceeds			
Sales Tax			
Other			
Balance Forward			
<b>TOTAL FUNDING SOURCES</b>	<b>\$ 84,166</b>	<b>\$ -</b>	<b>\$ 84,166</b>
<b>PROJECT COSTS</b>			
Professional Services			
Legal			
Architect/Engineering			
Appraisal/Negotiations			
Construction	\$ 84,166		\$ 84,166
Land Acquisition			
Furnishings & Equipment			
<b>BUDGETED EXPENDITURES</b>	<b>\$ 84,166</b>	<b>\$ -</b>	<b>\$ 84,166</b>
<b>BALANCE</b>	<b>\$ -</b>	<b>\$ -</b>	<b>\$ -</b>

## FRONT AVENUE RECONNECTION

<b>PROJECT NAME:</b>	Front Avenue Reconnection		
<b>PROJECT DESCRIPTION:</b>	The project provides a reconnection of Front Avenue.		
<b>BENEFIT TO THE COMMUNITY:</b>	Improves the accessibility of Front Avenue.		
<b>OPERATING BUDGET IMPACT:</b>	No impact on the operational budget		
<b>MANAGING DEPARTMENT:</b>	VARIOUS	<b>PROJECT TYPE:</b>	ROAD IMPROVEMENTS
<b>ACCOUNT CODE:</b>	0508 660 3000	<b>PROJECT NO:</b>	21091

	Prior Years	FY23	Total
<b>FUNDING SOURCES</b>			
Fund Balance	\$ 139,591		\$ 139,591
Bond Proceeds			
Sales Tax			
Other			
Balance Forward			
<b>TOTAL FUNDING SOURCES</b>	<b>\$ 139,591</b>	<b>\$ -</b>	<b>\$ 139,591</b>
<b>PROJECT COSTS</b>			
Professional Services			
Legal			
Architect/Engineering			
Appraisal/Negotiations			
Construction	\$ 139,591		\$ 139,591
Land Acquisition			
Furnishings & Equipment			
<b>BUDGETED EXPENDITURES</b>	<b>\$ 139,591</b>	<b>\$ -</b>	<b>\$ 139,591</b>
<b>BALANCE</b>	<b>\$ -</b>	<b>\$ -</b>	<b>\$ -</b>

## INFANTRY RD AND TRAIL

<b>PROJECT NAME:</b>	Infantry Rd and Trail		
<b>PROJECT DESCRIPTION:</b>	The project provides enhances the roadway to the Infantry Museum and connects the Follow Me Trail to the Riverwalk.		
<b>BENEFIT TO THE COMMUNITY:</b>	Improves accessibility to the Infantry Museum and the Riverwalk.		
<b>OPERATING BUDGET IMPACT:</b>	No impact on the operational budget		
<hr/>			
<b>MANAGING DEPARTMENT:</b>	VARIOUS	<b>PROJECT TYPE:</b>	ROAD IMPROVEMENTS
<b>ACCOUNT CODE:</b>	0508 660 3000	<b>PROJECT NO:</b>	24010

	Prior Years	FY23	Total
<b>FUNDING SOURCES</b>			
Fund Balance	\$ 1,200,000		\$ 1,200,000
Bond Proceeds			
Sales Tax			
Other			
Balance Forward		\$ 1,065,763	
<b>TOTAL FUNDING SOURCES</b>	<b>\$ 1,200,000</b>	<b>\$ 1,065,763</b>	<b>\$ 1,200,000</b>
<b>PROJECT COSTS</b>			
Professional Services			
Legal			
Architect/Engineering	\$ 134,237		\$ 134,237
Appraisal/Negotiations			
Construction		\$ 1,065,763	\$ 1,065,763
Land Acquisition			
Furnishings & Equipment			
<b>BUDGETED EXPENDITURES</b>	<b>\$ 134,237</b>	<b>\$ 1,065,763</b>	<b>\$ 1,200,000</b>
<b>BALANCE</b>	<b>\$ 1,065,763</b>	<b>\$ -</b>	<b>\$ -</b>

## BROADWAY REHABILITATION

<b>PROJECT NAME:</b>	Broadway Rehabilitation		
<b>PROJECT DESCRIPTION:</b>	The project provides for enhancements of Broadway in Uptown.		
<b>BENEFIT TO THE COMMUNITY:</b>	Improves accessibility and enhances the beautification of Uptown.		
<b>OPERATING BUDGET IMPACT:</b>	No impact on the operational budget		
<b>MANAGING DEPARTMENT:</b>	VARIOUS	<b>PROJECT TYPE:</b>	ROAD IMPROVEMENTS
<b>ACCOUNT CODE:</b>	0109 250 9901	<b>PROJECT NO:</b>	92019

	Prior Years	FY23	Total
<b>FUNDING SOURCES</b>			
Fund Balance			
Bond Proceeds			
Sales Tax (2009 LOST)	\$ 500,000		\$ 500,000
Other			
Balance Forward		\$ 500,000	
<b>TOTAL FUNDING SOURCES</b>	<b>\$ 500,000</b>	<b>\$ 500,000</b>	<b>\$ 500,000</b>
<b>PROJECT COSTS</b>			
Professional Services		\$ 50,000	\$ 50,000
Legal			
Architect/Engineering			
Appraisal/Negotiations			
Construction		\$ 450,000	\$ 450,000
Land Acquisition			
Furnishings & Equipment			
<b>BUDGETED EXPENDITURES</b>	<b>\$ -</b>	<b>\$ 500,000</b>	<b>\$ 500,000</b>
<b>BALANCE</b>	<b>\$ 500,000</b>	<b>\$ -</b>	<b>\$ -</b>

## TRAFFIC SIGNALIZATION

<b>PROJECT NAME:</b>	Traffic Signalization		
<b>PROJECT DESCRIPTION:</b>	The project provides for enhancements of traffic signals/lights.		
<b>BENEFIT TO THE COMMUNITY:</b>	Improves accessibility and flow of traffic within the City.		
<b>OPERATING BUDGET IMPACT:</b>	No impact on the operational budget		
<b>MANAGING DEPARTMENT:</b>	ENGINEERING	<b>PROJECT TYPE:</b>	TRAFFIC FLOW
<b>ACCOUNT CODE:</b>	0109 250 9901	<b>PROJECT NO:</b>	92030

	Prior Years	FY23	Total
<b>FUNDING SOURCES</b>			
Fund Balance			
Bond Proceeds			
Sales Tax (2009 LOST)	\$ 200,000		\$ 200,000
Other			
Balance Forward			
<b>TOTAL FUNDING SOURCES</b>	<b>\$ 200,000</b>	<b>\$ -</b>	<b>\$ 200,000</b>
<b>PROJECT COSTS</b>			
Professional Services			
Legal			
Architect/Engineering			
Appraisal/Negotiations			
Construction			
Land Acquisition			
Furnishings & Equipment	\$ 200,000		\$ 200,000
<b>BUDGETED EXPENDITURES</b>	<b>\$ 200,000</b>	<b>\$ -</b>	<b>\$ 200,000</b>
<b>BALANCE</b>	<b>\$ -</b>	<b>\$ -</b>	<b>\$ -</b>

## WYNNTON ROAD WALL REPAIR

<b>PROJECT NAME:</b>	Wynnton Road Wall Repair		
<b>PROJECT DESCRIPTION:</b>	The project provides for the repair of a retaining wall along the Wynnton Rd. corridor		
<b>BENEFIT TO THE COMMUNITY:</b>	Improves public safety along the Wynnton Road corridor.		
<b>OPERATING BUDGET IMPACT:</b>	No impact on the operational budget		
<b>MANAGING DEPARTMENT:</b>	ENGINEERING	<b>PROJECT TYPE:</b>	CORRIDOR IMPROVEMENTS
<b>ACCOUNT CODE:</b>	0109 250 9901	<b>PROJECT NO:</b>	92031

	Prior Years	FY23	Total
<b>FUNDING SOURCES</b>			
Fund Balance			
Bond Proceeds			
Sales Tax (2009 LOST)	\$ 80,000		\$ 80,000
Other			
Balance Forward		\$ 21,271	
<b>TOTAL FUNDING SOURCES</b>	<b>\$ 80,000</b>	<b>\$ 21,271</b>	<b>\$ 80,000</b>
<b>PROJECT COSTS</b>			
Professional Services			
Legal			
Architect/Engineering		\$ 21,271	\$ 21,271
Appraisal/Negotiations			
Construction	\$ 58,729		\$ 58,729
Land Acquisition			
Furnishings & Equipment			
<b>BUDGETED EXPENDITURES</b>	<b>\$ 58,729</b>	<b>\$ 21,271</b>	<b>\$ 80,000</b>
<b>BALANCE</b>	<b>\$ 21,271</b>	<b>\$ -</b>	<b>\$ -</b>

## OLD DOUBLE CHURCHES ROAD

<b>PROJECT NAME:</b>	Old Double Churches Road		
<b>PROJECT DESCRIPTION:</b>	The project provides for improvements along Old Double Churches Rd.		
<b>BENEFIT TO THE COMMUNITY:</b>	Improves accessibility and navigation of Old Double Churches Road.		
<b>OPERATING BUDGET IMPACT:</b>	No impact on the operational budget		
<hr/>			
<b>MANAGING DEPARTMENT:</b>	ENGINEERING	<b>PROJECT TYPE:</b>	ROAD IMPROVEMENTS
<b>ACCOUNT CODE:</b>	0109 250 9901	<b>PROJECT NO:</b>	92032

	Prior Years	FY23	Total
<b>FUNDING SOURCES</b>			
Fund Balance			
Bond Proceeds			
Sales Tax (2009 LOST)	\$ 100,000		\$ 100,000
Other			
Balance Forward		\$ 100,000	
<b>TOTAL FUNDING SOURCES</b>	<b>\$ 100,000</b>	<b>\$ 100,000</b>	<b>\$ 100,000</b>
<b>PROJECT COSTS</b>			
Professional Services			
Legal			
Architect/Engineering			
Appraisal/Negotiations			
Construction		\$ 100,000	\$ 100,000
Land Acquisition			
Furnishings & Equipment			
<b>BUDGETED EXPENDITURES</b>	<b>\$ -</b>	<b>\$ 100,000</b>	<b>\$ 100,000</b>
<b>BALANCE</b>			
	<b>\$ 100,000</b>	<b>\$ -</b>	<b>\$ -</b>

## FY22 LMIG BUENA VISTA RD SPIDERWEB IMPROVEMENTS

<b>PROJECT NAME:</b>	FY22 LMIG Buena Vista Rd. Spiderweb Improvements		
<b>PROJECT DESCRIPTION:</b>	Funding set aside for the construction of two bridges, a roundabout, as well as the installation of traffic signals in the spiderweb.		
<b>BENEFIT TO THE COMMUNITY:</b>	Provides a safer and more efficient roadway system for drivers		
<b>OPERATING BUDGET IMPACT:</b>	No impact on operating budget.		
<hr/>			
<b>MANAGING DEPARTMENT:</b>	Various	<b>PROJECT TYPE:</b>	ROAD IMPROVEMENTS
<b>ACCOUNT CODE:</b>	0508 660 3000	<b>PROJECT NO:</b>	24042

	Prior Years	FY23	Total
<b>FUNDING SOURCES</b>			
Fund Balance	\$ 2,179,241		\$ 2,179,241
Bond Proceeds			
Sales Tax			
Other			
Balance Forward		\$ 2,179,241	
<b>TOTAL FUNDING SOURCES</b>	<b>\$ 2,179,241</b>	<b>\$ 2,179,241</b>	<b>\$ 2,179,241</b>
<hr/>			
<b>PROJECT COSTS</b>			
Professional Services		\$ 29,241	\$ 29,241
Legal			
Architect/Engineering		\$ 850,000	\$ 850,000
Appraisal/Negotiations			
Construction		\$ 1,300,000	\$ 1,300,000
Land Acquisition			
Furnishings & Equipment			
<b>BUDGETED EXPENDITURES</b>	<b>\$ -</b>	<b>\$ 2,179,241</b>	<b>\$ 2,179,241</b>
<hr/>			
<b>BALANCE</b>	<b>\$ 2,179,241</b>	<b>\$ -</b>	<b>\$ -</b>



## 2021 SPLOST RESURFACING/ROAD IMPROVEMENTS

<b>PROJECT NAME:</b>	2021 SPLOST Resurfacing/ Road Improvements		
<b>PROJECT DESCRIPTION:</b>	Funding set aside from the 2021 SPLOST for road resurfacing and reconstruction costs.		
<b>BENEFIT TO THE COMMUNITY:</b>	Improved road conditions, navigability and safety for all citizens, residents, property owners, commuters and visitors of Columbus.		
<b>OPERATING BUDGET IMPACT:</b>	No impact on operating budget.		
<hr/>			
<b>MANAGING DEPARTMENT:</b>	ENGINEERING	<b>PROJECT TYPE:</b>	ROAD IMPROVEMENTS
<b>ACCOUNT CODE:</b>	0567 696 3112	<b>PROJECT NO:</b>	TBD

	Prior Years	FY23	Total
<b>FUNDING SOURCES</b>			
Fund Balance			
Bond Proceeds			
Sales Tax (2021 SPLOST)		\$ 1,500,000	\$ 1,500,000
Other			
Balance Forward			
<b>TOTAL FUNDING SOURCES</b>	<b>\$ -</b>	<b>\$ 1,500,000</b>	<b>\$ 1,500,000</b>
<hr/>			
<b>PROJECT COSTS</b>			
Professional Services			
Legal			
Architect/Engineering		\$ 500,000	\$ 500,000
Appraisal/Negotiations			
Construction		\$ 1,000,000	\$ 1,000,000
Land Acquisition			
Furnishings & Equipment			
<b>BUDGETED EXPENDITURES</b>	<b>\$ -</b>	<b>\$ 1,500,000</b>	<b>\$ 1,500,000</b>
<hr/>			
<b>BALANCE</b>	<b>\$ -</b>	<b>\$ -</b>	<b>\$ -</b>

## TSPLOST FUNDED: TRANSPORTATION SUMMARY

### FIVE YEAR FORECAST TRANSPORTATION CAPITAL IMPROVEMENT PROJECTS T-SPLOST FUNDED PROJECTS

		Prior Years:	Carryforward	FY23	FY24	FY25	FY26	Total
<b>FUNDING SOURCES</b>								
Paving Fund								\$ -
Bond Proceeds								\$ -
Sales Tax (2009 LOST)								\$ -
Sales Tax (1999 SPLOST)								\$ -
Sales Tax (TSPLOST)			\$ 38,387,361	\$ 5,000,000	\$ 2,500,000	\$ 2,500,000	\$ 2,500,000	\$ 50,887,361
<b>TOTAL FUNDING</b>			<b>\$ 38,387,361</b>	<b>\$ 5,000,000</b>	<b>\$ 2,500,000</b>	<b>\$ 2,500,000</b>	<b>\$ 2,500,000</b>	<b>\$ 50,887,361</b>
				<b>\$ 43,387,361</b>				
<b>PROJECT COSTS</b>								
Chattahoochee Riverwalk (TSPL)		TSPLOST	\$ 9,993,171	\$ 1,829	\$ -	\$ -	\$ -	\$ 9,995,000
So Lumpkin Rd Multiuse Facility		TSPLOST	\$ 3,487,143	\$ -	\$ -	\$ -	\$ -	\$ 3,487,143
US Hwy 27/Custer Rd Interchange		TSPLOST	\$ 1,512,562	\$ -	\$ -	\$ -	\$ -	\$ 1,512,562
Buena Vista Road Improvements		TSPLOST	\$ 18,624,907	\$ 12,125,000	\$ 5,000,000	\$ 3,000,000	\$ 1,250,093	\$ 40,000,000
I-185/Cusseta Road Interchange		TSPLOST	\$ 2,010,000	\$ -	\$ -	\$ -	\$ -	\$ 2,010,000
Intercity Express Bus Park n Ride		TSPLOST	\$ 400,519	\$ 2,800,000	\$ 2,600,000	\$ 2,100,000	\$ 1,849,209	\$ 9,749,728
Boxwood Blvd Bridge		TSPLOST-Discretionary	\$ 1,260,000	\$ -	\$ -	\$ -	\$ -	\$ 1,260,000
Victory Drive Improvements		TSPLOST-Discretionary	\$ 409,048	\$ -	\$ -	\$ -	\$ -	\$ 409,048
Resurfacing		TSPLOST-Discretionary	\$ 6,711,362	\$ -	\$ -	\$ -	\$ -	\$ 6,711,362
Psalmond Road Signal		TSPLOST-Discretionary	\$ 240,673	\$ -	\$ -	\$ -	\$ -	\$ 240,673
Linwood/6th Avenue Bridge		TSPLOST-Discretionary	\$ 13,600	\$ 486,400	\$ -	\$ -	\$ -	\$ 500,000
Benning Drive Bridge		TSPLOST-Discretionary	\$ 1,071,847	\$ 257,608	\$ -	\$ -	\$ -	\$ 1,329,455
Double Churches Park Parking		TSPLOST-Discretionary	\$ 244,035	\$ 10,428	\$ -	\$ -	\$ -	\$ 254,463
Traffic Calming		TSPLOST-Discretionary	\$ 94,182	\$ 88,213	\$ 125,000	\$ 125,000	\$ 67,605	\$ 500,000
Reese Rd Bridge at Cooper Creek		TSPLOST-Discretionary	\$ 1,680,000	\$ -	\$ -	\$ -	\$ -	\$ 1,680,000

Claradon Bridge	TSPLOST-Discretionary	\$ 598,324	\$ 101,676	\$ -	\$ -	\$ -	\$ 700,000
MLK Trail	TSPLOST-Discretionary	\$ 115,742	\$ 34,258	\$ -	\$ -	\$ -	\$ 150,000
Infantry Rd and Trail	TSPLOST-Discretionary	\$ 298,367	\$ 1,633	\$ -	\$ -	\$ -	\$ 300,000
10th Street Plaza M230 Match	TSPLOST-Discretionary	\$ -	\$ -	\$ -	\$ -	\$ -	\$ -
Mott's Green M230 Match	TSPLOST-Discretionary	\$ 199,614	\$ 386	\$ -	\$ -	\$ -	\$ 200,000
Flat Rock/Beaver Run Traffic Software M230 Match	TSPLOST-Discretionary	\$ -	\$ 25,000	\$ -	\$ -	\$ -	\$ 25,000
Sidewalks/ADA	TSPLOST-Discretionary	\$ 186,268	\$ 80,000	\$ 80,000	\$ 80,000	\$ 73,732	\$ 500,000
Guardrails	TSPLOST-Discretionary	\$ 193,886	\$ 206,114	\$ -	\$ -	\$ -	\$ 400,000
Brown Ave/Cusseta Rd/Andrews Rd Roundabout Z230 Match	TSPLOST-Discretionary	\$ -	\$ 275,000	\$ -	\$ -	\$ -	\$ 275,000
Cusseta Rd/23rd Ave/N Lumpkin Roundabout Z203 Match	TSPLOST-Discretionary	\$ -	\$ -	\$ -	\$ -	\$ -	\$ -
Levy Road Cul-de-Sac	TSPLOST-Discretionary	\$ 3,180	\$ 196,820	\$ -	\$ -	\$ -	\$ 200,000
Morris Road Bridge	TSPLOST-Discretionary	\$ -	\$ 650,000	\$ 450,000	\$ 400,000	\$ -	\$ 1,500,000
Trail Extension (TBD)	TSPLOST-Discretionary	\$ 836,643	\$ 13,357	\$ -	\$ -	\$ -	\$ 850,000
River Road/JR Allen Signal	TSPLOST-Discretionary	\$ 10,605	\$ 99,395	\$ -	\$ -	\$ -	\$ 110,000
10th Avenue/Victory Drive Signal	TSPLOST-Discretionary	\$ 6,409	\$ 33,591	\$ -	\$ -	\$ -	\$ 40,000
South Lumpkin Road Streetscapes	TSPLOST-Discretionary	\$ -	\$ 2,935,000	\$ -	\$ -	\$ -	\$ 2,935,000
Warm Springs Culvert	TSPLOST-Discretionary	\$ 732,084	\$ 134,916	\$ -	\$ -	\$ -	\$ 867,000
Lake Oliver Marina Trail Connection	TSPLOST-Discretionary		\$ 283,000	\$ -	\$ -	\$ -	\$ 283,000
Lakebottom Trail Connection	TSPLOST-Discretionary		\$ 750,000	\$ -	\$ -	\$ -	\$ 750,000
TSPLOST Discretionary Funds	TSPLOST-Discretionary	\$ -	\$ 2,800,000	\$ 1,380,000	\$ 2,080,000	\$ 1,540,000	\$ 7,800,000
							\$ -
<b>TOTAL PROJECT COSTS</b>		<b>\$ 50,934,171</b>	<b>\$ 24,389,624</b>	<b>\$ 9,635,000</b>	<b>\$ 7,785,000</b>	<b>\$ 4,780,639</b>	<b>\$ 97,524,434</b>

\*Please note this schedule presumes that TSPLOST projects will take up to 5 years to complete, although for the FY23 budget, most costs are included in FY23

## TSPLOST: CHATTAHOOCHEE RIVERWALK

<b>PROJECT NAME:</b>	TSPLOST Riverwalk Projects		
<b>PROJECT DESCRIPTION:</b>	Enhance, repair, maintain and revitalize the Riverwalk development along the Columbus banks of the Chattahoochee River		
<b>BENEFIT TO THE COMMUNITY:</b>	Enhanced amenity for residents and visitors to Columbus who use the Riverwalk for walking, biking, recreation and educational purposes		
<b>OPERATING BUDGET IMPACT:</b>	Reduced burden on operating budget for costs to repair and maintain Riverwalk		
<b>MANAGING DEPARTMENT:</b>	ENGINEERING/ PUBLIC WORKS	<b>PROJECT TYPE:</b>	TSPLOST
<b>ACCOUNT CODE:</b>	0510 660 7000	<b>PROJECT NO:</b>	60001

	Prior Years	FY23	FY24	FY25	FY26	Total
<b>FUNDING SOURCES</b>						
Fund Balance						
Bond Proceeds						
Sales Tax (TSPLOST)	\$ 9,995,000					\$ 9,995,000
Other						
Balance Forward		\$ 1,829				
<b>TOTAL FUNDING SOURCES</b>	<b>\$ 9,995,000</b>	<b>\$ 1,829</b>	<b>\$ -</b>	<b>\$ -</b>	<b>\$ -</b>	<b>\$ 9,995,000</b>
<b>PROJECT COSTS</b>						
Professional Services	\$ 34,517					\$ 34,517
Legal	\$ 24,579					\$ 24,579
Architect/Engineering	\$ 1,377,153					\$ 1,377,153
Appraisal/Negotiations	\$ 13,832					\$ 13,832
Construction	\$ 7,931,926					\$ 7,931,926
Land Acquisition	\$ 611,164	\$ 1,829				\$ 612,993
Furnishings & Equipment						
<b>BUDGETED EXPENDITURES</b>	<b>\$ 9,993,171</b>	<b>\$ 1,829</b>	<b>\$ -</b>	<b>\$ -</b>	<b>\$ -</b>	<b>\$ 9,995,000</b>
<b>BALANCE</b>	<b>\$ 1,829</b>	<b>\$ -</b>	<b>\$ -</b>	<b>\$ -</b>	<b>\$ -</b>	<b>\$ -</b>

## TSPLOST: SO LUMPKIN RD MULTIUSE FACILITY/TRAIL

<b>PROJECT NAME:</b>	S Lumpkin Multiuse Facility		
<b>PROJECT DESCRIPTION:</b>	Construct facility along former railway line as part of conversion project		
<b>BENEFIT TO THE COMMUNITY:</b>	Converts unusable railway line to enhanced amenity for citizens, residents and visitors to Columbus who use the trail for walking, running and biking		
<b>OPERATING BUDGET IMPACT:</b>	No impact on operational budget		
<b>MANAGING DEPARTMENT:</b>	ENGINEERING	<b>PROJECT TYPE:</b>	TSPLOST
<b>ACCOUNT CODE:</b>	0510 660 7000	<b>PROJECT NO:</b>	60002

	Prior Years	FY23	FY24	FY25	FY26	Total
<b>FUNDING SOURCES</b>						
Fund Balance						
Bond Proceeds						
Sales Tax (TSPLOST)	\$ 3,487,143					\$ 3,487,143
Other						
Balance Forward						
<b>TOTAL FUNDING SOURCES</b>	<b>\$ 3,487,143</b>	<b>\$ -</b>	<b>\$ -</b>	<b>\$ -</b>	<b>\$ -</b>	<b>\$ 3,487,143</b>
<b>PROJECT COSTS</b>						
Professional Services	\$ 20,728					\$ 20,728
Legal	\$ 2,934					\$ 2,934
Architect/Engineering	\$ 485,857					\$ 485,857
Appraisal/Negotiations						
Construction	\$ 2,977,624					\$ 2,977,624
Land Acquisition						
Furnishings & Equipment						
<b>BUDGETED EXPENDITURES</b>	<b>\$ 3,487,143</b>	<b>\$ -</b>	<b>\$ -</b>	<b>\$ -</b>	<b>\$ -</b>	<b>\$ 3,487,143</b>
<b>BALANCE</b>	<b>\$ -</b>	<b>\$ -</b>	<b>\$ -</b>	<b>\$ -</b>	<b>\$ -</b>	<b>\$ -</b>

## TSPLOST: US HWY 27/CUSTER RD INTERCHANGE

<b>PROJECT NAME:</b>	U S 27 Custer Rd Interchange		
<b>PROJECT DESCRIPTION:</b>	Reconstruction of roadway interchange at US Hwy 27 and Custer Road		
<b>BENEFIT TO THE COMMUNITY:</b>	Improved navigability through interchange benefits all commuters in that area		
<b>OPERATING BUDGET IMPACT:</b>	No impact on the operational budget		
<b>PROJECT</b>			
<b>MANAGING DEPARTMENT:</b>	ENGINEERING	<b>TYPE:</b>	TSPLOST
<b>ACCOUNT CODE:</b>	0510 660 7000	<b>PROJECT NO:</b>	60003

	Prior Years	FY23	FY24	FY25	FY26	Total
<b>FUNDING SOURCES</b>						
Fund Balance						
Bond Proceeds						
Sales Tax (TSPLOST)	\$ 1,512,562					\$ 1,512,562
Other						
Balance Forward						
<b>TOTAL FUNDING SOURCES</b>	<b>\$ 1,512,562</b>	<b>\$ -</b>	<b>\$ -</b>	<b>\$ -</b>	<b>\$ -</b>	<b>\$ 1,512,562</b>
<b>PROJECT COSTS</b>						
Professional Services	\$ 4,000					\$ 4,000
Legal	\$ 250					\$ 250
Architect/Engineering	\$ 1,508,312					\$ 1,508,312
Appraisal/Negotiations						
Construction						
Land Acquisition						
Furnishings & Equipment						
<b>BUDGETED EXPENDITURES</b>	<b>\$ 1,512,562</b>	<b>\$ -</b>	<b>\$ -</b>	<b>\$ -</b>	<b>\$ -</b>	<b>\$ 1,512,562</b>
<b>BALANCE</b>	<b>\$ -</b>	<b>\$ -</b>	<b>\$ -</b>	<b>\$ -</b>	<b>\$ -</b>	<b>\$ -</b>

## TSPLOST: BUENA VISTA ROAD IMPROVEMENTS

<b>PROJECT NAME:</b>	Buena Vista Rd Improvements				
<b>PROJECT DESCRIPTION:</b>	Reconstruction of roadway at Buena Vista Rd.				
<b>BENEFIT TO THE COMMUNITY:</b>	Improved navigability through Buena Vista Rd. benefits all commuters in that area				
<b>OPERATING BUDGET IMPACT:</b>	No impact on the operational budget				
<b>MANAGING DEPARTMENT:</b>		ENGINEERING	<b>PROJECT TYPE:</b> TSPLOST		
<b>ACCOUNT CODE:</b>		0510 660 7000	<b>PROJECT NO:</b> 60004		

	Prior Years	FY23	FY24	FY25	FY26	Total
<b>FUNDING SOURCES</b>						
Fund Balance						
Bond Proceeds						
Sales Tax (TSPLOST)	\$ 40,000,000					\$ 40,000,000
Other						
Balance Forward		\$ 21,375,093	\$ 9,250,093	\$ 4,250,093	\$ 1,250,093	
<b>TOTAL FUNDING SOURCES</b>	<b>\$ 40,000,000</b>	<b>\$ 21,375,093</b>	<b>\$ 9,250,093</b>	<b>\$ 4,250,093</b>	<b>\$ 1,250,093</b>	<b>\$ 40,000,000</b>
<b>PROJECT COSTS</b>						
Professional Services	\$ 5,416,298	\$ 50,000				\$ 5,466,298
Legal	\$ 242,608	\$ 50,000				\$ 292,608
Architect/Engineering	\$ 4,039,880	\$ 2,000,000				\$ 6,039,880
Appraisal/Negotiations	\$ 114,858	\$ 25,000				\$ 139,858
Construction	\$ 4,538,121	\$ 8,000,000	\$ 5,000,000	\$ 1,000,000		\$ 18,538,121
Land Acquisition	\$ 4,273,142	\$ 2,000,000				\$ 6,273,142
Furnishings & Equipment				\$ 2,000,000	\$ 1,250,093	\$ 3,250,093
<b>BUDGETED EXPENDITURES</b>	<b>\$ 18,624,907</b>	<b>\$ 12,125,000</b>	<b>\$ 5,000,000</b>	<b>\$ 3,000,000</b>	<b>\$ 1,250,093</b>	<b>\$ 40,000,000</b>
<b>BALANCE</b>	<b>\$ 21,375,093</b>	<b>\$ 9,250,093</b>	<b>\$ 4,250,093</b>	<b>\$ 1,250,093</b>	<b>\$ -</b>	<b>\$ -</b>

## TSPLOST: I-185/Cusseta Road Interchange

<b>PROJECT NAME:</b>	I-185/Cusseta Road Interchange		
<b>PROJECT DESCRIPTION:</b>	Reconstruction of roadway interchange at I-185 and Cusseta Road		
<b>BENEFIT TO THE COMMUNITY:</b>	Improved navigability through interchange benefits all commuters in that area		
<b>OPERATING BUDGET IMPACT:</b>	No impact on the operational budget		
<b>MANAGING DEPARTMENT:</b>	ENGINEERING	<b>PROJECT TYPE:</b>	TSPLOST
<b>ACCOUNT CODE:</b>	0510 660 7000	<b>PROJECT NO:</b>	60005

	Prior Years	FY23	FY24	FY25	FY26	Total
<b>FUNDING SOURCES</b>						
Fund Balance						
Bond Proceeds						
Sales Tax (TSPLOST)	\$ 2,010,000					\$ 2,010,000
Other						
Balance Forward						
<b>TOTAL FUNDING SOURCES</b>	<b>\$ 2,010,000</b>	<b>\$ -</b>	<b>\$ -</b>	<b>\$ -</b>	<b>\$ -</b>	<b>\$ 2,010,000</b>
<b>PROJECT COSTS</b>						
Professional Services	\$ 2,500					\$ 2,500
Legal						
Architect/Engineering						
Appraisal/Negotiations	\$ 7,500					\$ 7,500
Construction						
Land Acquisition	\$ 2,000,000					\$ 2,000,000
Furnishings & Equipment						
<b>BUDGETED EXPENDITURES</b>	<b>\$ 2,010,000</b>	<b>\$ -</b>	<b>\$ -</b>	<b>\$ -</b>	<b>\$ -</b>	<b>\$ 2,010,000</b>
<b>BALANCE</b>	<b>\$ -</b>	<b>\$ -</b>	<b>\$ -</b>	<b>\$ -</b>	<b>\$ -</b>	<b>\$ -</b>



## TSPLOST: INTER-CITY EXPRESS BUS PARK AND RIDE

<b>PROJECT NAME:</b>	Intercity Bus Park N Ride/ Bus Route Study		
<b>PROJECT DESCRIPTION:</b>	Construction of three (3) Express Bus Park-n-Ride locations		
<b>BENEFIT TO THE COMMUNITY:</b>	Improved accessibility for commuters within, to and from Columbus/Muscogee County		
<b>OPERATING BUDGET IMPACT:</b>	No impact on operational budget		
<hr/>			
<b>MANAGING DEPARTMENT:</b>	METRA	<b>PROJECT TYPE:</b>	TSPLOST
<b>ACCOUNT CODE:</b>	0751 610 2500	<b>PROJECT NO:</b>	68000, 68001

	Prior Years	FY23	FY24	FY25	FY26	Total
<b>FUNDING SOURCES</b>						
Fund Balance						
Bond Proceeds						
Sales Tax (TSPLOST)	\$ 9,749,728					\$ 9,749,728
Other						
Balance Forward		\$ 9,349,209	\$ 6,549,209	\$ 3,949,209	\$ 1,849,209	
<b>TOTAL FUNDING SOURCES</b>	<b>\$ 9,749,728</b>	<b>\$ 9,349,209</b>	<b>\$ 6,549,209</b>	<b>\$ 3,949,209</b>	<b>\$ 1,849,209</b>	<b>\$ 9,749,728</b>
<hr/>						
<b>PROJECT COSTS</b>						
Professional Services	\$ 400,519	\$ 300,000	\$ 100,000	\$ 100,000	\$ 100,000	\$ 1,000,519
Legal						
Architect/Engineering						
Operating						\$ -
Construction		\$ 2,500,000	\$ 2,500,000	\$ 2,000,000	\$ 1,749,209	\$ 8,749,209
Land Acquisition						
Furnishings & Equipment						
<b>BUDGETED EXPENDITURES</b>	<b>\$ 400,519</b>	<b>\$ 2,800,000</b>	<b>\$ 2,600,000</b>	<b>\$ 2,100,000</b>	<b>\$ 1,849,209</b>	<b>\$ 9,749,728</b>
<hr/>						
<b>BALANCE</b>	<b>\$ 9,349,209</b>	<b>\$ 6,549,209</b>	<b>\$ 3,949,209</b>	<b>\$ 1,849,209</b>	<b>\$ -</b>	<b>\$ -</b>

## TSPLOST: BOXWOOD BLVD BRIDGE REPLACEMENT

<b>PROJECT NAME:</b>	Boxwood Boulevard Bridge Replacement		
<b>PROJECT DESCRIPTION:</b>	Repair/replacement of bridge on Boxwood Blvd in Columbus		
<b>BENEFIT TO THE COMMUNITY:</b>	Improved accessibility and navigability as well as structural safety		
<b>OPERATING BUDGET IMPACT:</b>	Reduced burden on operational funds for bridge repair and construction		
<b>MANAGING DEPARTMENT:</b>	ENGINEERING	<b>PROJECT TYPE:</b>	TSPLOST-DISCRETIONARY
<b>ACCOUNT CODE:</b>	0510 660 7000	<b>PROJECT NO:</b>	65001

	Prior Years	FY23	FY24	FY25	FY26	Total
<b>FUNDING SOURCES</b>						
Fund Balance						
Bond Proceeds						
Sales Tax (TSPLOST-DISCRETIONARY)	\$ 1,260,000					\$ 1,260,000
Other						
Balance Forward						
<b>TOTAL FUNDING SOURCES</b>	<b>\$ 1,260,000</b>	<b>\$ -</b>	<b>\$ -</b>	<b>\$ -</b>	<b>\$ -</b>	<b>\$ 1,260,000</b>
<b>PROJECT COSTS</b>						
Professional Services						
Legal						
Architect/Engineering	\$ 165,901					\$ 165,901
Appraisal/Negotiations						
Construction	\$ 1,094,099					\$ 1,094,099
Land Acquisition						
Furnishings & Equipment						
<b>BUDGETED EXPENDITURES</b>	<b>\$ 1,260,000</b>	<b>\$ -</b>	<b>\$ -</b>	<b>\$ -</b>	<b>\$ -</b>	<b>\$ 1,260,000</b>
<b>BALANCE</b>	<b>\$ -</b>	<b>\$ -</b>	<b>\$ -</b>	<b>\$ -</b>	<b>\$ -</b>	<b>\$ -</b>

## TSPLOST: VICTORY DRIVE IMPROVEMENTS

<b>PROJECT NAME:</b>	Victory Drive Improvements		
<b>PROJECT DESCRIPTION:</b>	Reconstruction of roadway at Victory Drive.		
<b>BENEFIT TO THE COMMUNITY:</b>	Improved navigability through Victory Drive. benefits all commuters in that area		
<b>OPERATING BUDGET IMPACT:</b>	No impact on the operational budget		
<b>MANAGING DEPARTMENT:</b>	ENGINEERING	<b>PROJECT TYPE:</b>	TSPLOST-DISCRETIONARY
<b>ACCOUNT CODE:</b>	0510 660 7000	<b>PROJECT NO:</b>	65002

	Prior Years	FY23	FY24	FY25	FY26	Total
<b>FUNDING SOURCES</b>						
Fund Balance						
Bond Proceeds						
Sales Tax (TSPLOST DISCRETIONARY)	\$ 409,048					\$ 409,048
Other						
Balance Forward						
<b>TOTAL FUNDING SOURCES</b>	<b>\$ 409,048</b>	<b>\$ -</b>	<b>\$ -</b>	<b>\$ -</b>	<b>\$ -</b>	<b>\$ 409,048</b>
<b>PROJECT COSTS</b>						
Professional Services						
Legal						
Architect/Engineering	\$ 1,079					\$ 1,079
Appraisal/Negotiations						
Construction	\$ 407,969					\$ 407,969
Land Acquisition						
Furnishings & Equipment						
<b>BUDGETED EXPENDITURES</b>	<b>\$ 409,048</b>	<b>\$ -</b>	<b>\$ -</b>	<b>\$ -</b>	<b>\$ -</b>	<b>\$ 409,048</b>
<b>BALANCE</b>	<b>\$ -</b>	<b>\$ -</b>	<b>\$ -</b>	<b>\$ -</b>	<b>\$ -</b>	<b>\$ -</b>

## TSPLOST: RESURFACING

<b>PROJECT NAME:</b>	Resurfacing		
<b>PROJECT DESCRIPTION:</b>	Funding set aside annually for road resurfacing and other routine road maintenance repairs, or other construction in Columbus/Muscogee County		
<b>BENEFIT TO THE COMMUNITY:</b>	Provides a safer and more efficient roadway system for citizens, commuters, property owners and residents		
<b>OPERATING BUDGET IMPACT:</b>	Programmatic funding reduces pressure on operating funds		
<b>MANAGING DEPARTMENT:</b>	PUBLIC WORKS/ ENGINEERING	<b>PROJECT TYPE:</b>	TSPLOST
<b>ACCOUNT CODE:</b>	0510 660 7000	<b>PROJECT NO:</b>	65003

	Prior Years	FY23	FY24	FY25	FY26	Total
<b>FUNDING SOURCES</b>						
Fund Balance						
Bond Proceeds						
Sales Tax (TSPLOST)	\$ 6,711,362					\$ 6,711,362
Other						
Balance Forward						
<b>TOTAL FUNDING SOURCES</b>	<b>\$ 6,711,362</b>	<b>\$ -</b>	<b>\$ -</b>	<b>\$ -</b>	<b>\$ -</b>	<b>\$ 6,711,362</b>
<b>PROJECT COSTS</b>						
Professional Services						
Legal						
Architect/Engineering						
Appraisal/Negotiations						
Construction	\$ 6,711,362					\$ 6,711,362
Land Acquisition						
Furnishings & Equipment						
<b>BUDGETED EXPENDITURES</b>	<b>\$ 6,711,362</b>	<b>\$ -</b>	<b>\$ -</b>	<b>\$ -</b>	<b>\$ -</b>	<b>\$ 6,711,362</b>
<b>BALANCE</b>	<b>\$ -</b>	<b>\$ -</b>	<b>\$ -</b>	<b>\$ -</b>	<b>\$ -</b>	<b>\$ -</b>

## TSPLOST: PSALMOND ROAD SIGNAL

<b>PROJECT NAME:</b>	TSPLOST Psalmond Road Signal		
<b>PROJECT DESCRIPTION:</b>	Signal improvements at Psalmond Road		
<b>BENEFIT TO THE COMMUNITY:</b>	Transportation improvements improve navigability and accessibility for all residents, citizens, property owners, and visitors to Columbus		
<b>OPERATING BUDGET IMPACT:</b>	Reduced burden on operational budget for investment in transportation projects		
<b>MANAGING DEPARTMENT:</b>	ENGINEERING	<b>PROJECT TYPE:</b>	TSPLOST-DISCRETIONARY
<b>ACCOUNT CODE:</b>	0510 660 7000	<b>PROJECT NO:</b>	65004

	Prior Years	FY23	FY24	FY25	FY26	Total
<b>FUNDING SOURCES</b>						
Fund Balance						
Bond Proceeds						
Sales Tax (TSPLOST DISCRETIONARY)	\$ 240,673					\$ 240,673
Other						
Balance Forward						
<b>TOTAL FUNDING SOURCES</b>	<b>\$ 240,673</b>	<b>\$ -</b>	<b>\$ -</b>	<b>\$ -</b>	<b>\$ -</b>	<b>\$ 240,673</b>
<b>PROJECT COSTS</b>						
Professional Services						
Legal	\$ 24,876					\$ 24,876
Architect/Engineering	\$ 140,608					\$ 140,608
Appraisal/Negotiations	\$ 4,300					\$ 4,300
Construction	\$ 70,889					\$ 70,889
Land Acquisition						
Furnishings & Equipment						
<b>BUDGETED EXPENDITURES</b>	<b>\$ 240,673</b>	<b>\$ -</b>	<b>\$ -</b>	<b>\$ -</b>	<b>\$ -</b>	<b>\$ 240,673</b>
<b>BALANCE</b>	<b>\$ -</b>	<b>\$ -</b>	<b>\$ -</b>	<b>\$ -</b>	<b>\$ -</b>	<b>\$ -</b>

## TSPLOST: LINWOOD/6TH AVENUE BRIDGE

<b>PROJECT NAME:</b>	TSPLOST Linwood/6th Avenue Bridge		
<b>PROJECT DESCRIPTION:</b>	Infrastructure improvements to the bridge on Linwood & 6th Avenue		
<b>BENEFIT TO THE COMMUNITY:</b>	Transportation improvements improve navigability and accessibility for all residents, citizens, property owners, and visitors to Columbus		
<b>OPERATING BUDGET IMPACT:</b>	Reduced burden on operational budget for investment in transportation projects		
<b>MANAGING DEPARTMENT:</b>	ENGINEERING	<b>PROJECT TYPE:</b>	TSPLOST-DISCRETIONARY
<b>ACCOUNT CODE:</b>	0510 660 7000	<b>PROJECT NO:</b>	65005

	Prior Years	FY23	FY24	FY25	FY26	Total
<b>FUNDING SOURCES</b>						
Fund Balance						
Bond Proceeds						
Sales Tax (TSPLOST DISCRETIONARY)	\$ 500,000					\$ 500,000
Other						
Balance Forward		\$ 486,400				
<b>TOTAL FUNDING SOURCES</b>	<b>\$ 500,000</b>	<b>\$ 486,400</b>	<b>\$ -</b>	<b>\$ -</b>	<b>\$ -</b>	<b>\$ 500,000</b>
<b>PROJECT COSTS</b>						
Professional Services						
Legal						
Architect/Engineering	\$ 13,600					\$ 13,600
Appraisal/Negotiations						
Construction		\$ 486,400				\$ 486,400
Land Acquisition						
Furnishings & Equipment						
<b>BUDGETED EXPENDITURES</b>	<b>\$ 13,600</b>	<b>\$ 486,400</b>	<b>\$ -</b>	<b>\$ -</b>	<b>\$ -</b>	<b>\$ 500,000</b>
<b>BALANCE</b>	<b>\$ 486,400</b>	<b>\$ -</b>	<b>\$ -</b>	<b>\$ -</b>	<b>\$ -</b>	<b>\$ -</b>

## TSPLOST: BENNING DRIVE BRIDGE

<b>PROJECT NAME:</b>	TSPLOST Benning Drive Bridge		
<b>PROJECT DESCRIPTION:</b>	Infrastructure improvements to the pedestrian bridge on Benning Drive.		
<b>BENEFIT TO THE COMMUNITY:</b>	Transportation improvements improve navigability and accessibility for all residents, citizens, property owners, and visitors to Columbus		
<b>OPERATING BUDGET IMPACT:</b>	Reduced burden on operational budget for investment in transportation projects		
<b>MANAGING DEPARTMENT:</b>	ENGINEERING	<b>PROJECT TYPE:</b>	TSPLOST-DISCRETIONARY
<b>ACCOUNT CODE:</b>	0510 660 7000	<b>PROJECT NO:</b>	65006

	Prior Years	FY23	FY24	FY25	FY26	Total
<b>FUNDING SOURCES</b>						
Fund Balance						
Bond Proceeds						
Sales Tax (TSPLOST DISCRETIONARY)	\$ 1,329,455					\$ 1,329,455
Other						
Balance Forward		\$ 257,608				
<b>TOTAL FUNDING SOURCES</b>	<b>\$ 1,329,455</b>	<b>\$ 257,608</b>	<b>\$ -</b>	<b>\$ -</b>	<b>\$ -</b>	<b>\$ 1,329,455</b>
<b>PROJECT COSTS</b>						
Professional Services	\$ 26,961	\$ 50,000				\$ 76,961
Legal						\$ -
Architect/Engineering	\$ 63,200					\$ 63,200
Appraisal/Negotiations						\$ -
Construction	\$ 911,361	\$ 207,608				\$ 1,118,969
Land Acquisition	\$ 70,325					\$ 70,325
Furnishings & Equipment						
<b>BUDGETED EXPENDITURES</b>	<b>\$ 1,071,847</b>	<b>\$ 257,608</b>	<b>\$ -</b>	<b>\$ -</b>	<b>\$ -</b>	<b>\$ 1,329,455</b>
<b>BALANCE</b>	<b>\$ 257,608</b>	<b>\$ -</b>	<b>\$ -</b>	<b>\$ -</b>	<b>\$ -</b>	<b>\$ -</b>

## TSPLOST: DOUBLE CHURCHES PARK PARKING

<b>PROJECT NAME:</b>	TSPLOST Double Churches Park Parking		
<b>PROJECT DESCRIPTION:</b>	Enhancements to the parking lot at Double Churches Park		
<b>BENEFIT TO THE COMMUNITY:</b>	Transportation improvements improve navigability and accessibility for all residents, citizens, property owners, and visitors to Columbus		
<b>OPERATING BUDGET IMPACT:</b>	Reduced burden on operational budget for investment in transportation projects		
<b>MANAGING DEPARTMENT:</b>	ENGINEERING	<b>PROJECT TYPE:</b>	TSPLOST-DISCRETIONARY
<b>ACCOUNT CODE:</b>	0510 660 7000	<b>PROJECT NO:</b>	65007

	Prior Years	FY23	FY24	FY25	FY26	Total
<b>FUNDING SOURCES</b>						
Fund Balance						
Bond Proceeds						
Sales Tax (TSPLOST DISCRETIONARY)	\$ 254,463					\$ 254,463
Other						
Balance Forward		\$ 10,428				
<b>TOTAL FUNDING SOURCES</b>	<b>\$ 254,463</b>	<b>\$ 10,428</b>	<b>\$ -</b>	<b>\$ -</b>	<b>\$ -</b>	<b>\$ 254,463</b>
<b>PROJECT COSTS</b>						
Professional Services						
Legal						
Architect/Engineering	\$ 42,247					\$ 42,247
Appraisal/Negotiations						
Construction	\$ 201,788	\$ 10,428				\$ 212,216
Land Acquisition						
Furnishings & Equipment						
<b>BUDGETED EXPENDITURES</b>	<b>\$ 244,035</b>	<b>\$ 10,428</b>	<b>\$ -</b>	<b>\$ -</b>	<b>\$ -</b>	<b>\$ 254,463</b>
<b>BALANCE</b>	<b>\$ 10,428</b>	<b>\$ -</b>	<b>\$ -</b>	<b>\$ -</b>	<b>\$ -</b>	<b>\$ -</b>



## TSPLOST: TRAFFIC CALMING

<b>PROJECT NAME:</b>	TSPLOST Traffic Calming		
<b>PROJECT DESCRIPTION:</b>	Conduct traffic studies and purchase traffic calming devices which will allow the City to monitor traffic conditions.		
<b>BENEFIT TO THE COMMUNITY:</b>	Transportation improvements improve navigability and accessibility for all residents, citizens, property owners, and visitors to Columbus		
<b>OPERATING BUDGET IMPACT:</b>	Reduced burden on operational budget for investment in transportation projects		
<b>MANAGING DEPARTMENT:</b>	ENGINEERING	<b>PROJECT TYPE:</b>	TSPLOST-DISCRETIONARY
<b>ACCOUNT CODE:</b>	0510 660 7000	<b>PROJECT NO:</b>	65008

	Prior Years	FY23	FY24	FY25	FY26	Total
<b>FUNDING SOURCES</b>						
Fund Balance						
Bond Proceeds						
Sales Tax (TSPLOST DISCRETIONARY)	\$ 500,000					\$ 500,000
Other						
Balance Forward		\$ 405,818	\$ 317,605	\$ 192,605	\$ 67,605	
<b>TOTAL FUNDING SOURCES</b>	<b>\$ 500,000</b>	<b>\$ 405,818</b>	<b>\$ 317,605</b>	<b>\$ 192,605</b>	<b>\$ 67,605</b>	<b>\$ 500,000</b>
<b>PROJECT COSTS</b>						
Professional Services	\$ 48,703	\$ 50,000				\$ 98,703
Legal						
Architect/Engineering						
Appraisal/Negotiations						
Construction	\$ 45,479	\$ 38,213	\$ 125,000	\$ 125,000	\$ 67,605	\$ 401,297
Land Acquisition						
Furnishings & Equipment						
<b>BUDGETED EXPENDITURES</b>	<b>\$ 94,182</b>	<b>\$ 88,213</b>	<b>\$ 125,000</b>	<b>\$ 125,000</b>	<b>\$ 67,605</b>	<b>\$ 500,000</b>
<b>BALANCE</b>	<b>\$ 405,818</b>	<b>\$ 317,605</b>	<b>\$ 192,605</b>	<b>\$ 67,605</b>	<b>\$ -</b>	<b>\$ -</b>

## TSPLOST: REESE RD BRIDGE AT COOPER CREEK

<b>PROJECT NAME:</b>	TSPLOST Reese Rd Bridge at Cooper Creek		
<b>PROJECT DESCRIPTION:</b>	Infrastructure improvements to the bridge on Reese Road near Cooper Creek Park.		
<b>BENEFIT TO THE COMMUNITY:</b>	Transportation improvements improve navigability and accessibility for all residents, citizens, property owners, and visitors to Columbus		
<b>OPERATING BUDGET IMPACT:</b>	Reduced burden on operational budget for investment in transportation projects		
<b>MANAGING DEPARTMENT:</b>	ENGINEERING	<b>PROJECT TYPE:</b>	TSPLOST-DISCRETIONARY
<b>ACCOUNT CODE:</b>	0510 660 7000	<b>PROJECT NO:</b>	65009

	Prior Years	FY23	FY24	FY25	FY26	Total
<b>FUNDING SOURCES</b>						
Fund Balance						
Bond Proceeds						
Sales Tax (TSPLOST DISCRETIONARY)	\$ 1,680,000					\$ 1,680,000
Other						
Balance Forward						
<b>TOTAL FUNDING SOURCES</b>	<b>\$ 1,680,000</b>	<b>\$ -</b>	<b>\$ -</b>	<b>\$ -</b>	<b>\$ -</b>	<b>\$ 1,680,000</b>
<b>PROJECT COSTS</b>						
Professional Services						
Legal						
Architect/Engineering						
Appraisal/Negotiations						
Construction	\$ 1,680,000					\$ 1,680,000
Land Acquisition						
Furnishings & Equipment						
<b>BUDGETED EXPENDITURES</b>	<b>\$ 1,680,000</b>	<b>\$ -</b>	<b>\$ -</b>	<b>\$ -</b>	<b>\$ -</b>	<b>\$ 1,680,000</b>
<b>BALANCE</b>	<b>\$ -</b>	<b>\$ -</b>	<b>\$ -</b>	<b>\$ -</b>	<b>\$ -</b>	<b>\$ -</b>

## TSPLOST: CLARADON BRIDGE

<b>PROJECT NAME:</b>	TSPLOST Claradon Bridge		
<b>PROJECT DESCRIPTION:</b>	Infrastructure improvements to the bridge on Claradon Drive		
<b>BENEFIT TO THE COMMUNITY:</b>	Transportation improvements improve navigability and accessibility for all residents, citizens, property owners, and visitors to Columbus		
<b>OPERATING BUDGET IMPACT:</b>	Reduced burden on operational budget for investment in transportation projects		
<b>MANAGING DEPARTMENT:</b>	ENGINEERING	<b>PROJECT TYPE:</b>	TSPLOST-DISCRETIONARY
<b>ACCOUNT CODE:</b>	0510 660 7000	<b>PROJECT NO:</b>	65010

	Prior Years	FY23	FY24	FY25	FY26	Total
<b>FUNDING SOURCES</b>						
Fund Balance						
Bond Proceeds						
Sales Tax (TSPLOST DISCRETIONARY)	\$ 700,000					\$ 700,000
Other						
Balance Forward		\$ 101,676				
<b>TOTAL FUNDING SOURCES</b>	<b>\$ 700,000</b>	<b>\$ 101,676</b>	<b>\$ -</b>	<b>\$ -</b>	<b>\$ -</b>	<b>\$ 700,000</b>
<b>PROJECT COSTS</b>						
Professional Services						
Legal						
Architect/Engineering	\$ 82,224					\$ 82,224
Appraisal/Negotiations						
Construction	\$ 516,100	\$ 101,676				\$ 617,776
Land Acquisition						
Furnishings & Equipment						
<b>BUDGETED EXPENDITURES</b>	<b>\$ 598,324</b>	<b>\$ 101,676</b>	<b>\$ -</b>	<b>\$ -</b>	<b>\$ -</b>	<b>\$ 700,000</b>
<b>BALANCE</b>	<b>\$ 101,676</b>	<b>\$ -</b>	<b>\$ -</b>	<b>\$ -</b>	<b>\$ -</b>	<b>\$ -</b>

## TSPLOST: MLK TRAIL

<b>PROJECT NAME:</b>	TSPLOST MLK Trail		
<b>PROJECT DESCRIPTION:</b>	Infrastructure improvements to the bike/pedestrian trail on MLK Boulevard		
<b>BENEFIT TO THE COMMUNITY:</b>	Transportation improvements improve navigability and accessibility for all residents, citizens, property owners, and visitors to Columbus		
<b>OPERATING BUDGET IMPACT:</b>	Reduced burden on operational budget for investment in transportation projects		
<b>MANAGING DEPARTMENT:</b>	ENGINEERING	<b>PROJECT TYPE:</b>	TSPLOST-DISCRETIONARY
<b>ACCOUNT CODE:</b>	0510 660 7000	<b>PROJECT NO:</b>	65011

	Prior Years	FY23	FY24	FY25	FY26	Total
<b>FUNDING SOURCES</b>						
Fund Balance						
Bond Proceeds						
Sales Tax (TSPLOST DISCRETIONARY)	\$ 150,000					\$ 150,000
Other						
Balance Forward		\$ 34,258				
<b>TOTAL FUNDING SOURCES</b>	<b>\$ 150,000</b>	<b>\$ 34,258</b>	<b>\$ -</b>	<b>\$ -</b>	<b>\$ -</b>	<b>\$ 150,000</b>
<b>PROJECT COSTS</b>						
Professional Services	\$ 375					\$ 375
Legal						
Architect/Engineering	\$ 11,409					\$ 11,409
Appraisal/Negotiations						
Operating	\$ 356					\$ 356
Construction	\$ 70,902	\$ 34,258				\$ 105,160
Land Acquisition	\$ 32,700					\$ 32,700
Furnishings & Equipment						
<b>BUDGETED EXPENDITURES</b>	<b>\$ 115,742</b>	<b>\$ 34,258</b>	<b>\$ -</b>	<b>\$ -</b>	<b>\$ -</b>	<b>\$ 150,000</b>
<b>BALANCE</b>	<b>\$ 34,258</b>	<b>\$ -</b>	<b>\$ -</b>	<b>\$ -</b>	<b>\$ -</b>	<b>\$ -</b>

### TSPLOST: INFANTRY RD AND TRAIL M230 MATCH

<b>PROJECT NAME:</b>	TSPLOST Infantry Rd and Trail		
<b>PROJECT DESCRIPTION:</b>	To provide project matching funds to gain accessibility from the Infantry Museum to the Riverwalk		
<b>BENEFIT TO THE COMMUNITY:</b>	Transportation improvements improve navigability and accessibility for all residents, citizens, property owners, and visitors to Columbus		
<b>OPERATING BUDGET IMPACT:</b>	Reduced burden on operational budget for investment in transportation projects		
<b>MANAGING DEPARTMENT:</b>	ENGINEERING	<b>PROJECT TYPE:</b>	TSPLOST-DISCRETIONARY
<b>ACCOUNT CODE:</b>	0510 660 7000	<b>PROJECT NO:</b>	65012

	Prior Years	FY23	FY24	FY25	FY26	Total
<b>FUNDING SOURCES</b>						
Fund Balance						
Bond Proceeds						
Sales Tax (TSPLOST DISCRETIONARY)	\$ 300,000					\$ 300,000
Other						
Balance Forward		\$ 1,633				
<b>TOTAL FUNDING SOURCES</b>	<b>\$ 300,000</b>	<b>\$ 1,633</b>	<b>\$ -</b>	<b>\$ -</b>	<b>\$ -</b>	<b>\$ 300,000</b>
<b>PROJECT COSTS</b>						
Professional Services						
Legal						
Architect/Engineering	\$ 249,343					\$ 249,343
Appraisal/Negotiations						
Construction	\$ 49,024	\$ 1,633				\$ 50,657
Land Acquisition						
Furnishings & Equipment						
<b>BUDGETED EXPENDITURES</b>	<b>\$ 298,367</b>	<b>\$ 1,633</b>	<b>\$ -</b>	<b>\$ -</b>	<b>\$ -</b>	<b>\$ 300,000</b>
<b>BALANCE</b>	<b>\$ 1,633</b>	<b>\$ -</b>	<b>\$ -</b>	<b>\$ -</b>	<b>\$ -</b>	<b>\$ -</b>

### TSPLOST: 10TH STREET PLAZA M230 MATCH

<b>PROJECT NAME:</b>	TSPLOST 10th Street Plaza M230 Match		
<b>PROJECT DESCRIPTION:</b>	To provide project matching funds for improvements to the 10th Street Plaza		
<b>BENEFIT TO THE COMMUNITY:</b>	Transportation improvements improve navigability and accessibility for all residents, citizens, property owners, and visitors to Columbus		
<b>OPERATING BUDGET IMPACT:</b>	Reduced burden on operational budget for investment in transportation projects		
<b>MANAGING DEPARTMENT:</b>	ENGINEERING	<b>PROJECT TYPE:</b>	TSPLOST-DISCRETIONARY
<b>ACCOUNT CODE:</b>	0510 660 7000	<b>PROJECT NO:</b>	65013

	Prior Years	FY23	FY24	FY25	FY26	Total
<b>FUNDING SOURCES</b>						
Fund Balance						
Bond Proceeds						
Sales Tax (TSPLOST DISCRETIONARY)						
Other						
Balance Forward						
<b>TOTAL FUNDING SOURCES</b>	\$ -	\$ -	\$ -	\$ -	\$ -	\$ -
<b>PROJECT COSTS</b>						
Professional Services						
Legal						
Architect/Engineering						
Appraisal/Negotiations						
Construction						
Land Acquisition						
Furnishings & Equipment						
<b>BUDGETED EXPENDITURES</b>	\$ -	\$ -	\$ -	\$ -	\$ -	\$ -
<b>BALANCE</b>	\$ -	\$ -	\$ -	\$ -	\$ -	\$ -

## TSPLOST: MOTT'S GREEN M230 MATCH

<b>PROJECT NAME:</b>	TSPLOST Mott's Green M230 Match		
<b>PROJECT DESCRIPTION:</b>	To provide project matching funds for improvements to Mott's Green		
<b>BENEFIT TO THE COMMUNITY:</b>	Transportation improvements improve navigability and accessibility for all residents, citizens, property owners, and visitors to Columbus		
<b>OPERATING BUDGET IMPACT:</b>	Reduced burden on operational budget for investment in transportation projects		
<b>MANAGING DEPARTMENT:</b>	ENGINEERING	<b>PROJECT TYPE:</b>	TSPLOST-DISCRETIONARY
<b>ACCOUNT CODE:</b>	0510 660 7000	<b>PROJECT NO:</b>	65014

	Prior Years	FY23	FY24	FY25	FY26	Total
<b>FUNDING SOURCES</b>						
Fund Balance						
Bond Proceeds						
Sales Tax (TSPLOST DISCRETIONARY)	\$ 200,000					\$ 200,000
Other						
Balance Forward		\$ 386				
<b>TOTAL FUNDING SOURCES</b>	<b>\$ 200,000</b>	<b>\$ 386</b>	<b>\$ -</b>	<b>\$ -</b>	<b>\$ -</b>	<b>\$ 200,000</b>
<b>PROJECT COSTS</b>						
Professional Services						
Legal						
Architect/Engineering	\$ 149,440					\$ 149,440
Appraisal/Negotiations						
Construction	\$ 50,174	\$ 386				\$ 50,560
Land Acquisition						
Furnishings & Equipment						
<b>BUDGETED EXPENDITURES</b>	<b>\$ 199,614</b>	<b>\$ 386</b>	<b>\$ -</b>	<b>\$ -</b>	<b>\$ -</b>	<b>\$ 200,000</b>
<b>BALANCE</b>	<b>\$ 386</b>	<b>\$ -</b>	<b>\$ -</b>	<b>\$ -</b>	<b>\$ -</b>	<b>\$ -</b>

## TSPLOST: FLAT ROCK/BEAVER RUN TRAFFIC SOFTWARE M230 MATCH

<b>PROJECT NAME:</b>	TSPLOST Flat Rock/Beaver Run Traffic Software M230 Match		
<b>PROJECT DESCRIPTION:</b>	To provide project matching funds for traffic signal software to improve traffic flow at Flat Rock/Beaver Run Rd		
<b>BENEFIT TO THE COMMUNITY:</b>	Transportation improvements improve navigability and accessibility for all residents, citizens, property owners, and visitors to Columbus		
<b>OPERATING BUDGET IMPACT:</b>	Reduced burden on operational budget for investment in transportation projects		
<b>MANAGING DEPARTMENT:</b>	ENGINEERING	<b>PROJECT TYPE:</b>	TSPLOST-DISCRETIONARY
<b>ACCOUNT CODE:</b>	0510 660 7000	<b>PROJECT NO:</b>	65015

	Prior Years	FY23	FY24	FY25	FY26	Total
<b>FUNDING SOURCES</b>						
Fund Balance						
Bond Proceeds						
Sales Tax (TSPLOST DISCRETIONARY)	\$ 25,000					\$ 25,000
Other						
Balance Forward		\$ 25,000				
<b>TOTAL FUNDING SOURCES</b>	<b>\$ 25,000</b>	<b>\$ 25,000</b>	<b>\$ -</b>	<b>\$ -</b>	<b>\$ -</b>	<b>\$ 25,000</b>
<b>PROJECT COSTS</b>						
Professional Services		\$ 25,000				\$ 25,000
Legal						
Architect/Engineering						
Appraisal/Negotiations						
Construction						
Land Acquisition						
Furnishings & Equipment						
<b>BUDGETED EXPENDITURES</b>	<b>\$ -</b>	<b>\$ 25,000</b>	<b>\$ -</b>	<b>\$ -</b>	<b>\$ -</b>	<b>\$ 25,000</b>
<b>BALANCE</b>	<b>\$ 25,000</b>	<b>\$ -</b>	<b>\$ -</b>	<b>\$ -</b>	<b>\$ -</b>	<b>\$ -</b>



## TSPLOST: SIDEWALKS/ADA

<b>PROJECT NAME:</b>	TSPLOST Sidewalks/ADA		
<b>PROJECT DESCRIPTION:</b>	Infrastructure and ADA improvements to sidewalks and other facilities.		
<b>BENEFIT TO THE COMMUNITY:</b>	Transportation improvements improve navigability and accessibility for all residents, citizens, property owners, and visitors to Columbus		
<b>OPERATING BUDGET IMPACT:</b>	Reduced burden on operational budget for investment in transportation projects		
<b>MANAGING DEPARTMENT:</b>	ENGINEERING	<b>PROJECT TYPE:</b>	TSPLOST-DISCRETIONARY
<b>ACCOUNT CODE:</b>	0510 660 7000	<b>PROJECT NO:</b>	65016

	Prior Years	FY23	FY24	FY25	FY26	Total
<b>FUNDING SOURCES</b>						
Fund Balance						
Bond Proceeds						
Sales Tax (TSPLOST DISCRETIONARY)	\$ 500,000					\$ 500,000
Other						
Balance Forward		\$ 313,732	\$ 233,732	\$ 153,732	\$ 73,732	
<b>TOTAL FUNDING SOURCES</b>	<b>\$ 500,000</b>	<b>\$ 313,732</b>	<b>\$ 233,732</b>	<b>\$ 153,732</b>	<b>\$ 73,732</b>	<b>\$ 500,000</b>
<b>PROJECT COSTS</b>						
Professional Services						
Legal						
Architect/Engineering						
Appraisal/Negotiations						
Construction	\$ 186,268	\$ 80,000	\$ 80,000	\$ 80,000	\$ 73,732	\$ 500,000
Land Acquisition						
Furnishings & Equipment						
<b>BUDGETED EXPENDITURES</b>	<b>\$ 186,268</b>	<b>\$ 80,000</b>	<b>\$ 80,000</b>	<b>\$ 80,000</b>	<b>\$ 73,732</b>	<b>\$ 500,000</b>
<b>BALANCE</b>	<b>\$ 313,732</b>	<b>\$ 233,732</b>	<b>\$ 153,732</b>	<b>\$ 73,732</b>	<b>\$ -</b>	<b>\$ -</b>

## TSPLOST: GUARDRAILS

<b>PROJECT NAME:</b>	TSPLOST Guardrails		
<b>PROJECT DESCRIPTION:</b>	Infrastructure improvements to guardrails along major roadways.		
<b>BENEFIT TO THE COMMUNITY:</b>	Transportation improvements improve navigability and accessibility for all residents, citizens, property owners, and visitors to Columbus		
<b>OPERATING BUDGET IMPACT:</b>	Reduced burden on operational budget for investment in transportation projects		
<b>MANAGING DEPARTMENT:</b>	ENGINEERING	<b>PROJECT TYPE:</b>	TSPLOST-DISCRETIONARY
<b>ACCOUNT CODE:</b>	0510 660 7000	<b>PROJECT NO:</b>	65017

	Prior Years	FY23	FY24	FY25	FY26	Total
<b>FUNDING SOURCES</b>						
Fund Balance						
Bond Proceeds						
Sales Tax (TSPLOST DISCRETIONARY)	\$ 400,000					\$ 400,000
Other						
Balance Forward		\$ 206,114				\$ 206,114
<b>TOTAL FUNDING SOURCES</b>	<b>\$ 400,000</b>	<b>\$ 206,114</b>	<b>\$ -</b>	<b>\$ -</b>	<b>\$ -</b>	<b>\$ 606,114</b>
<b>PROJECT COSTS</b>						
Professional Services						
Legal	\$ 115,606					\$ 115,606
Architect/Engineering						
Appraisal/Negotiations						
Construction	\$ 78,280					\$ 78,280
Land Acquisition		\$ 206,114				\$ 206,114
Furnishings & Equipment						
<b>BUDGETED EXPENDITURES</b>	<b>\$ 193,886</b>	<b>\$ 206,114</b>	<b>\$ -</b>	<b>\$ -</b>	<b>\$ -</b>	<b>\$ 400,000</b>
<b>BALANCE</b>	<b>\$ 206,114</b>	<b>\$ -</b>	<b>\$ -</b>	<b>\$ -</b>	<b>\$ -</b>	<b>\$ 206,114</b>

## TSPLOST: BROWN AVE/CUSSETA RD/ANDREWS RD ROUNDABOUT Z230 MATCH

<b>PROJECT NAME:</b>	TSPLOST Brown Ave/Cusseta Rd/Andrews Rd Roundabout Z230 Match		
<b>PROJECT DESCRIPTION:</b>	Infrastructure improvements at the intersection of Brown Avenue, Cusseta Rd, and Andrews Rd		
<b>BENEFIT TO THE COMMUNITY:</b>	Transportation improvements improve navigability and accessibility for all residents, citizens, property owners, and visitors to Columbus		
<b>OPERATING BUDGET IMPACT:</b>	Reduced burden on operational budget for investment in transportation projects		
<b>MANAGING DEPARTMENT:</b>	ENGINEERING	<b>PROJECT TYPE:</b>	TSPLOST-DISCRETIONARY
<b>ACCOUNT CODE:</b>	0510 660 7000	<b>PROJECT NO:</b>	65018

	Prior Years	FY23	FY24	FY25	FY26	Total
<b>FUNDING SOURCES</b>						
Fund Balance						
Bond Proceeds						
Sales Tax (TSPLOST DISCRETIONARY)	\$ 275,000					\$ 275,000
Other						
Balance Forward		\$ 275,000				
<b>TOTAL FUNDING SOURCES</b>	<b>\$ 275,000</b>	<b>\$ 275,000</b>	<b>\$ -</b>	<b>\$ -</b>	<b>\$ -</b>	<b>\$ 275,000</b>
<b>PROJECT COSTS</b>						
Professional Services						
Legal						
Architect/Engineering						
Appraisal/Negotiations						
Construction		\$ 275,000				\$ 275,000
Land Acquisition						
Furnishings & Equipment						
<b>BUDGETED EXPENDITURES</b>	<b>\$ -</b>	<b>\$ 275,000</b>	<b>\$ -</b>	<b>\$ -</b>	<b>\$ -</b>	<b>\$ 275,000</b>
<b>BALANCE</b>	<b>\$ 275,000</b>	<b>\$ -</b>	<b>\$ -</b>	<b>\$ -</b>	<b>\$ -</b>	<b>\$ -</b>

## TSPLOST: CUSSETA RD/ 23RD AVE/ N LUMPKIN ROUNDABOUT Z230 MATCH

<b>PROJECT NAME:</b>	TSPLOST Cusseta Rd/23rd Ave/N Lumpkin Roundabout Z230 Match		
<b>PROJECT DESCRIPTION:</b>	Infrastructure improvements at the intersection of Cusseta Rd, 23rd Avenue, and North Lumpkin Rd		
<b>BENEFIT TO THE COMMUNITY:</b>	Transportation improvements improve navigability and accessibility for all residents, citizens, property owners, and visitors to Columbus		
<b>OPERATING BUDGET IMPACT:</b>	Reduced burden on operational budget for investment in transportation projects		
<b>MANAGING DEPARTMENT:</b>	ENGINEERING	<b>PROJECT TYPE:</b>	TSPLOST-DISCRETIONARY
<b>ACCOUNT CODE:</b>	0510 660 7000	<b>PROJECT NO:</b>	65019

	Prior Years	FY23	FY24	FY25	FY26	Total
<b>FUNDING SOURCES</b>						
Fund Balance						
Bond Proceeds						
Sales Tax (TSPLOST DISCRETIONARY)						
Other						
Balance Forward						
<b>TOTAL FUNDING SOURCES</b>	\$ -	\$ -	\$ -	\$ -	\$ -	\$ -
<b>PROJECT COSTS</b>						
Professional Services						
Legal						
Architect/Engineering						
Appraisal/Negotiations						
Construction						
Land Acquisition						
Furnishings & Equipment						
<b>BUDGETED EXPENDITURES</b>	\$ -	\$ -	\$ -	\$ -	\$ -	\$ -
<b>BALANCE</b>	\$ -	\$ -	\$ -	\$ -	\$ -	\$ -

## TSPLOST: LEVY ROAD CUL-DE-SAC

<b>PROJECT NAME:</b>	TSPLOST Levy Road Cul-de-Sac		
<b>PROJECT DESCRIPTION:</b>	Infrastructure improvements required to convert Levy Road from a two lane roadway to a Cul-de-Sac		
<b>BENEFIT TO THE COMMUNITY:</b>	Transportation improvements improve navigability and accessibility for all residents, citizens, property owners, and visitors to Columbus		
<b>OPERATING BUDGET IMPACT:</b>	Reduced burden on operational budget for investment in transportation projects		
<b>MANAGING DEPARTMENT:</b>	ENGINEERING	<b>PROJECT TYPE:</b>	TSPLOST-DISCRETIONARY
<b>ACCOUNT CODE:</b>	0510 660 7000	<b>PROJECT NO:</b>	65020

	Prior Years	FY23	FY24	FY25	FY26	Total
<b>FUNDING SOURCES</b>						
Fund Balance						
Bond Proceeds						
Sales Tax (TSPLOST DISCRETIONARY)	\$ 200,000					\$ 200,000
Other						
Balance Forward		\$ 196,820				
<b>TOTAL FUNDING SOURCES</b>	<b>\$ 200,000</b>	<b>\$ 196,820</b>	<b>\$ -</b>	<b>\$ -</b>	<b>\$ -</b>	<b>\$ 200,000</b>
<b>PROJECT COSTS</b>						
Professional Services						
Legal						
Architect/Engineering	\$ 3,180					\$ 3,180
Appraisal/Negotiations						
Construction		\$ 196,820				\$ 196,820
Land Acquisition						
Furnishings & Equipment						
<b>BUDGETED EXPENDITURES</b>	<b>\$ 3,180</b>	<b>\$ 196,820</b>	<b>\$ -</b>	<b>\$ -</b>	<b>\$ -</b>	<b>\$ 200,000</b>
<b>BALANCE</b>	<b>\$ 196,820</b>	<b>\$ -</b>	<b>\$ -</b>	<b>\$ -</b>	<b>\$ -</b>	<b>\$ -</b>

## TSPLOST: MORRIS ROAD BRIDGE

<b>PROJECT NAME:</b>	TSPLOST Morris Road Bridge		
<b>PROJECT DESCRIPTION:</b>	Infrastructure improvements to provide safety enhancements to the Bridge on Morris Road		
<b>BENEFIT TO THE COMMUNITY:</b>	Transportation improvements improve navigability and accessibility for all residents, citizens, property owners, and visitors to Columbus		
<b>OPERATING BUDGET IMPACT:</b>	Reduced burden on operational budget for investment in transportation projects		
<b>MANAGING DEPARTMENT:</b>	ENGINEERING	<b>PROJECT TYPE:</b>	TSPLOST-DISCRETIONARY
<b>ACCOUNT CODE:</b>	0510 660 7000	<b>PROJECT NO:</b>	65021

	Prior Years	FY23	FY24	FY25	FY26	Total
<b>FUNDING SOURCES</b>						
Fund Balance						
Bond Proceeds						
Sales Tax (TSPLOST DISCRETIONARY)	\$ 1,500,000					\$ 1,500,000
Other						
Balance Forward		\$ 1,500,000	\$ 850,000	\$ 400,000		
<b>TOTAL FUNDING SOURCES</b>	<b>\$ 1,500,000</b>	<b>\$ 1,500,000</b>	<b>\$ 850,000</b>	<b>\$ 400,000</b>	<b>\$ -</b>	<b>\$ 1,500,000</b>
<b>PROJECT COSTS</b>						
Professional Services						
Legal						
Architect/Engineering		\$ 200,000				\$ 200,000
Appraisal/Negotiations						
Construction		\$ 450,000	\$ 450,000	\$ 400,000		\$ 1,300,000
Land Acquisition						
Furnishings & Equipment						
<b>BUDGETED EXPENDITURES</b>	<b>\$ -</b>	<b>\$ 650,000</b>	<b>\$ 450,000</b>	<b>\$ 400,000</b>	<b>\$ -</b>	<b>\$ 1,500,000</b>
<b>BALANCE</b>	<b>\$ 1,500,000</b>	<b>\$ 850,000</b>	<b>\$ 400,000</b>	<b>\$ -</b>	<b>\$ -</b>	<b>\$ -</b>

### TSPLOST: TRAIL EXTENSION (TBD)

<b>PROJECT NAME:</b>	TSPLOST Trail Extension (TBD)		
<b>PROJECT DESCRIPTION:</b>	To provide funding to extend the walking/biking trails within the City		
<b>BENEFIT TO THE COMMUNITY:</b>	Transportation improvements improve navigability and accessibility for all residents, citizens, property owners, and visitors to Columbus		
<b>OPERATING BUDGET IMPACT:</b>	Reduced burden on operational budget for investment in transportation projects		
<b>MANAGING DEPARTMENT:</b>	ENGINEERING	<b>PROJECT TYPE:</b>	TSPLOST-DISCRETIONARY
<b>ACCOUNT CODE:</b>	0510 660 7000	<b>PROJECT NO:</b>	65022

	Prior Years	FY23	FY24	FY25	FY26	Total
<b>FUNDING SOURCES</b>						
Fund Balance						
Bond Proceeds						
Sales Tax (TSPLOST DISCRETIONARY)	\$ 850,000					\$ 850,000
Other						
Balance Forward		\$ 13,357				
<b>TOTAL FUNDING SOURCES</b>	<b>\$ 850,000</b>	<b>\$ 13,357</b>	<b>\$ -</b>	<b>\$ -</b>	<b>\$ -</b>	<b>\$ 850,000</b>
<b>PROJECT COSTS</b>						
Professional Services						
Legal						
Architect/Engineering	\$ 836,643	\$ 13,357				\$ 850,000
Appraisal/Negotiations						
Construction						\$ -
Land Acquisition						
Furnishings & Equipment						
<b>BUDGETED EXPENDITURES</b>	<b>\$ 836,643</b>	<b>\$ 13,357</b>	<b>\$ -</b>	<b>\$ -</b>	<b>\$ -</b>	<b>\$ 850,000</b>
<b>BALANCE</b>	<b>\$ 13,357</b>	<b>\$ -</b>	<b>\$ -</b>	<b>\$ -</b>	<b>\$ -</b>	<b>\$ -</b>

## TSPLOST: RIVER ROAD/JR ALLEN SIGNAL

<b>PROJECT NAME:</b>	TSPLOST River Road/JR Allen Signal		
<b>PROJECT DESCRIPTION:</b>	Signal improvements at River Road/JR Allen		
<b>BENEFIT TO THE COMMUNITY:</b>	Transportation improvements improve navigability and accessibility for all residents, citizens, property owners, and visitors to Columbus		
<b>OPERATING BUDGET IMPACT:</b>	Reduced burden on operational budget for investment in transportation projects		
<b>MANAGING DEPARTMENT:</b>	ENGINEERING	<b>PROJECT TYPE:</b>	TSPLOST-DISCRETIONARY
<b>ACCOUNT CODE:</b>	0510 660 7000	<b>PROJECT NO:</b>	65023

	Prior Years	FY23	FY24	FY25	FY26	Total
<b>FUNDING SOURCES</b>						
Fund Balance						
Bond Proceeds						
Sales Tax (TSPLOST DISCRETIONARY)	\$ 110,000					\$ 110,000
Other						
Balance Forward		\$ 99,395				
<b>TOTAL FUNDING SOURCES</b>	<b>\$ 110,000</b>	<b>\$ 99,395</b>	<b>\$ -</b>	<b>\$ -</b>	<b>\$ -</b>	<b>\$ 110,000</b>
<b>PROJECT COSTS</b>						
Professional Services						
Legal						
Architect/Engineering	\$ 10,605	\$ 99,395				\$ 110,000
Appraisal/Negotiations						
Construction						
Land Acquisition						
Furnishings & Equipment						
<b>BUDGETED EXPENDITURES</b>	<b>\$ 10,605</b>	<b>\$ 99,395</b>	<b>\$ -</b>	<b>\$ -</b>	<b>\$ -</b>	<b>\$ 110,000</b>
<b>BALANCE</b>	<b>\$ 99,395</b>	<b>\$ -</b>	<b>\$ -</b>	<b>\$ -</b>	<b>\$ -</b>	<b>\$ -</b>



## TSPLOST: 10TH AVENUE/VICTORY DRIVE SIGNAL

<b>PROJECT NAME:</b>	TSPLOST 10th Avenue/Victory Drive Signal		
<b>PROJECT DESCRIPTION:</b>	Signal improvements at 10th Avenue/Victory Drive		
<b>BENEFIT TO THE COMMUNITY:</b>	Transportation improvements improve navigability and accessibility for all residents, citizens, property owners, and visitors to Columbus		
<b>OPERATING BUDGET IMPACT:</b>	Reduced burden on operational budget for investment in transportation projects		
<b>MANAGING DEPARTMENT:</b>	ENGINEERING	<b>PROJECT TYPE:</b>	TSPLOST-DISCRETIONARY
<b>ACCOUNT CODE:</b>	0510 660 7000	<b>PROJECT NO:</b>	65024

	Prior Years	FY23	FY24	FY25	FY26	Total
<b>FUNDING SOURCES</b>						
Fund Balance						
Bond Proceeds						
Sales Tax (TSPLOST DISCRETIONARY)	\$ 40,000					\$ 40,000
Other						
Balance Forward		\$ 33,591				
<b>TOTAL FUNDING SOURCES</b>	<b>\$ 40,000</b>	<b>\$ 33,591</b>	<b>\$ -</b>	<b>\$ -</b>	<b>\$ -</b>	<b>\$ 40,000</b>
<b>PROJECT COSTS</b>						
Professional Services						
Legal						
Architect/Engineering	\$ 6,409	\$ 33,591				\$ 40,000
Appraisal/Negotiations						
Construction						
Land Acquisition						
Furnishings & Equipment						
<b>BUDGETED EXPENDITURES</b>	<b>\$ 6,409</b>	<b>\$ 33,591</b>	<b>\$ -</b>	<b>\$ -</b>	<b>\$ -</b>	<b>\$ 40,000</b>
<b>BALANCE</b>	<b>\$ 33,591</b>	<b>\$ -</b>	<b>\$ -</b>	<b>\$ -</b>	<b>\$ -</b>	<b>\$ -</b>

## TSPLOST: SOUTH LUMPKIN ROAD STREETSCAPES

<b>PROJECT NAME:</b>	TSPLOST South Lumpkin Road Streetscapes		
<b>PROJECT DESCRIPTION:</b>	Streetscape improvements at South Lumpkin Road		
<b>BENEFIT TO THE COMMUNITY:</b>	Transportation improvements improve navigability and accessibility for all residents, citizens, property owners, and visitors to Columbus		
<b>OPERATING BUDGET IMPACT:</b>	Reduced burden on operational budget for investment in transportation projects		
<b>MANAGING DEPARTMENT:</b>	ENGINEERING	<b>PROJECT TYPE:</b>	TSPLOST-DISCRETIONARY
<b>ACCOUNT CODE:</b>	0510 660 7000	<b>PROJECT NO:</b>	65025

	Prior Years	FY23	FY24	FY25	FY26	Total
<b>FUNDING SOURCES</b>						
Fund Balance						
Bond Proceeds						
Sales Tax (TSPLOST DISCRETIONARY)	\$ 2,935,000					\$ 2,935,000
Other						
Balance Forward		\$ 2,935,000				
<b>TOTAL FUNDING SOURCES</b>	<b>\$ 2,935,000</b>	<b>\$ 2,935,000</b>	<b>\$ -</b>	<b>\$ -</b>	<b>\$ -</b>	<b>\$ 2,935,000</b>
<b>PROJECT COSTS</b>						
Professional Services						
Legal						
Architect/Engineering		\$ 2,935,000				\$ 2,935,000
Appraisal/Negotiations						
Construction						
Land Acquisition						
Furnishings & Equipment						
<b>BUDGETED EXPENDITURES</b>	<b>\$ -</b>	<b>\$ 2,935,000</b>	<b>\$ -</b>	<b>\$ -</b>	<b>\$ -</b>	<b>\$ 2,935,000</b>
<b>BALANCE</b>	<b>\$ 2,935,000</b>	<b>\$ -</b>	<b>\$ -</b>	<b>\$ -</b>	<b>\$ -</b>	<b>\$ -</b>

## TSPLOST: WARM SPRINGS CULVERT

<b>PROJECT NAME:</b>	TSPLOST Warm Springs Culvert		
<b>PROJECT DESCRIPTION:</b>	Funding set aside for the installation of a culvert on Warm Springs Road.		
<b>BENEFIT TO THE COMMUNITY:</b>	Prevents future liability to the city for damages to nearby structures.		
<b>OPERATING BUDGET IMPACT:</b>	Reduced exposure to maintenance and repair costs		
<b>MANAGING DEPARTMENT:</b>	ENGINEERING	<b>PROJECT TYPE:</b>	TSPLOST-DISCRETIONARY
<b>ACCOUNT CODE:</b>	0510 660 7000	<b>PROJECT NO:</b>	65026

	Prior Years	FY23	FY24	FY25	FY26	Total
<b>FUNDING SOURCES</b>						
Fund Balance						
Bond Proceeds						
Sales Tax (TSPLOST DISCRETIONARY)	\$ 867,000					\$ 867,000
Other						
Balance Forward		\$ 134,916				
<b>TOTAL FUNDING SOURCES</b>	<b>\$ 867,000</b>	<b>\$ 134,916</b>	<b>\$ -</b>	<b>\$ -</b>	<b>\$ -</b>	<b>\$ 867,000</b>
<b>PROJECT COSTS</b>						
Professional Services						
Legal						
Architect/Engineering						
Appraisal/Negotiations						
Construction	\$ 732,084	\$ 134,916				\$ 867,000
Land Acquisition						
Furnishings & Equipment						
<b>BUDGETED EXPENDITURES</b>	<b>\$ 732,084</b>	<b>\$ 134,916</b>	<b>\$ -</b>	<b>\$ -</b>	<b>\$ -</b>	<b>\$ 867,000</b>
<b>BALANCE</b>	<b>\$ 134,916</b>	<b>\$ -</b>	<b>\$ -</b>	<b>\$ -</b>	<b>\$ -</b>	<b>\$ -</b>

## TSPLOST: LAKE OLIVER MARINA TRAIL CONNECTION

<b>PROJECT NAME:</b>	Lake Oliver Marina Trail Connection		
<b>PROJECT DESCRIPTION:</b>	Funding for the engineering and design of the next trail connection from Lake Oliver Marina to the Riverwalk.		
<b>BENEFIT TO THE COMMUNITY:</b>	Provides off-road greenway trails for recreation, transportation & interaction.		
<b>OPERATING BUDGET IMPACT:</b>	No impact on operational budget		
<b>MANAGING DEPARTMENT:</b>	ENGINEERING	<b>PROJECT TYPE:</b>	TSPLOST-DISCRETIONARY
<b>ACCOUNT CODE:</b>	0510 660 7000	<b>PROJECT NO:</b>	65027

	Prior Years	FY23	FY24	FY25	FY26	Total
<b>FUNDING SOURCES</b>						
Fund Balance						
Bond Proceeds						
Sales Tax (TSPLOST DISCRETIONARY)	\$ 283,000					\$ 283,000
Other						
Balance Forward		\$ 283,000				
<b>TOTAL FUNDING SOURCES</b>	<b>\$ 283,000</b>	<b>\$ 283,000</b>	<b>\$ -</b>	<b>\$ -</b>	<b>\$ -</b>	<b>\$ 283,000</b>
<b>PROJECT COSTS</b>						
Professional Services						
Legal						
Architect/Engineering		\$ 80,000				
Appraisal/Negotiations						
Construction		\$ 203,000				\$ 203,000
Land Acquisition						
Furnishings & Equipment						
<b>BUDGETED EXPENDITURES</b>	<b>\$ -</b>	<b>\$ 283,000</b>	<b>\$ -</b>	<b>\$ -</b>	<b>\$ -</b>	<b>\$ 203,000</b>
<b>BALANCE</b>	<b>\$ 283,000</b>	<b>\$ -</b>	<b>\$ -</b>	<b>\$ -</b>	<b>\$ -</b>	<b>\$ 80,000</b>

## TSPLOST: LAKEBOTTOM TRAIL CONNECTION

<b>PROJECT NAME:</b>	Lake Oliver Trail Connection		
<b>PROJECT DESCRIPTION:</b>	Funding for the engineering and design of the next trail connection from Dinglewood Park to 18th Avenue to 10th Avenue.		
<b>BENEFIT TO THE COMMUNITY:</b>	Provides off-road greenway trails for recreation, transportation & interaction.		
<b>OPERATING BUDGET IMPACT:</b>	No impact on operational budget		
<b>MANAGING DEPARTMENT:</b>	ENGINEERING	<b>PROJECT TYPE:</b>	TSPLOST-DISCRETIONARY
<b>ACCOUNT CODE:</b>	0510 660 7000	<b>PROJECT NO:</b>	65028

	Prior Years	FY23	FY24	FY25	FY26	Total
<b>FUNDING SOURCES</b>						
Fund Balance						
Bond Proceeds						
Sales Tax (TSPLOST DISCRETIONARY)	\$ 750,000					\$ 750,000
Other						
Balance Forward		\$ 750,000				
<b>TOTAL FUNDING SOURCES</b>	<b>\$ 750,000</b>	<b>\$ 750,000</b>	<b>\$ -</b>	<b>\$ -</b>	<b>\$ -</b>	<b>\$ 750,000</b>
<b>PROJECT COSTS</b>						
Professional Services						
Legal						
Architect/Engineering		\$ 50,000				\$ 50,000
Appraisal/Negotiations						
Construction		\$ 700,000				\$ 700,000
Land Acquisition						
Furnishings & Equipment						
<b>BUDGETED EXPENDITURES</b>	<b>\$ -</b>	<b>\$ 750,000</b>	<b>\$ -</b>	<b>\$ -</b>	<b>\$ -</b>	<b>\$ 750,000</b>
<b>BALANCE</b>	<b>\$ 750,000</b>	<b>\$ -</b>	<b>\$ -</b>	<b>\$ -</b>	<b>\$ -</b>	<b>\$ -</b>

## TSPLOST: DISCRETIONARY FUNDED PROJECTS

<b>PROJECT NAME:</b>	TSPLOST Discretionary Funds		
<b>PROJECT DESCRIPTION:</b>	As directed by Council discretion, these funds are utilized out of the discretionary portion of the TSPLOST Distribution for appropriate projects		
<b>BENEFIT TO THE COMMUNITY:</b>	Transportation improvements improve navigability and accessibility for all residents, citizens, property owners, and visitors to Columbus		
<b>OPERATING BUDGET IMPACT:</b>	Reduced burden on operational budget for investment in transportation projects		
<b>MANAGING DEPARTMENT:</b>	FINANCE	<b>PROJECT TYPE:</b>	TSPLOST-DISCRETIONARY
<b>ACCOUNT CODE:</b>	0510 660 7000	<b>PROJECT NO:</b>	TBD


	Prior Years	FY23	FY24	FY25	FY26	Total
<b>FUNDING SOURCES</b>						
Fund Balance						
Bond Proceeds						
Sales Tax (TSPLOST DISCRETIONARY)	\$ 2,800,000	\$ 5,000,000				\$ 7,800,000
Other						
Balance Forward		\$ 2,800,000	\$ 5,000,000	\$ 3,620,000	\$ 1,540,000	
<b>TOTAL FUNDING SOURCES</b>	<b>\$ 2,800,000</b>	<b>\$ 7,800,000</b>	<b>\$ 5,000,000</b>	<b>\$ 3,620,000</b>	<b>\$ 1,540,000</b>	<b>\$ 7,800,000</b>
<b>PROJECT COSTS</b>						
Professional Services		\$ 10,000	\$ 40,000	\$ 40,000	\$ 100,000	\$ 190,000
Legal		\$ 10,000	\$ 40,000	\$ 40,000	\$ 100,000	\$ 190,000
Architect/Engineering		\$ 480,000	\$ 500,000	\$ 500,000	\$ 400,000	\$ 1,880,000
Appraisal/Negotiations						
Construction		\$ 2,300,000	\$ 500,000	\$ 1,000,000	\$ 500,000	\$ 4,300,000
Land Acquisition			\$ 300,000	\$ 500,000	\$ 440,000	\$ 1,240,000
Furnishings & Equipment						
<b>BUDGETED EXPENDITURES</b>	<b>\$ -</b>	<b>\$ 2,800,000</b>	<b>\$ 1,380,000</b>	<b>\$ 2,080,000</b>	<b>\$ 1,540,000</b>	<b>\$ 7,800,000</b>
<b>BALANCE</b>	<b>\$ 2,800,000</b>	<b>\$ 5,000,000</b>	<b>\$ 3,620,000</b>	<b>\$ 1,540,000</b>	<b>\$ -</b>	<b>\$ -</b>

# ENVIRONMENTAL SUMMARY

---

## FY23 FINANCING METHOD

\$690,766



■ Prior Years'  
Balance  
100.0%

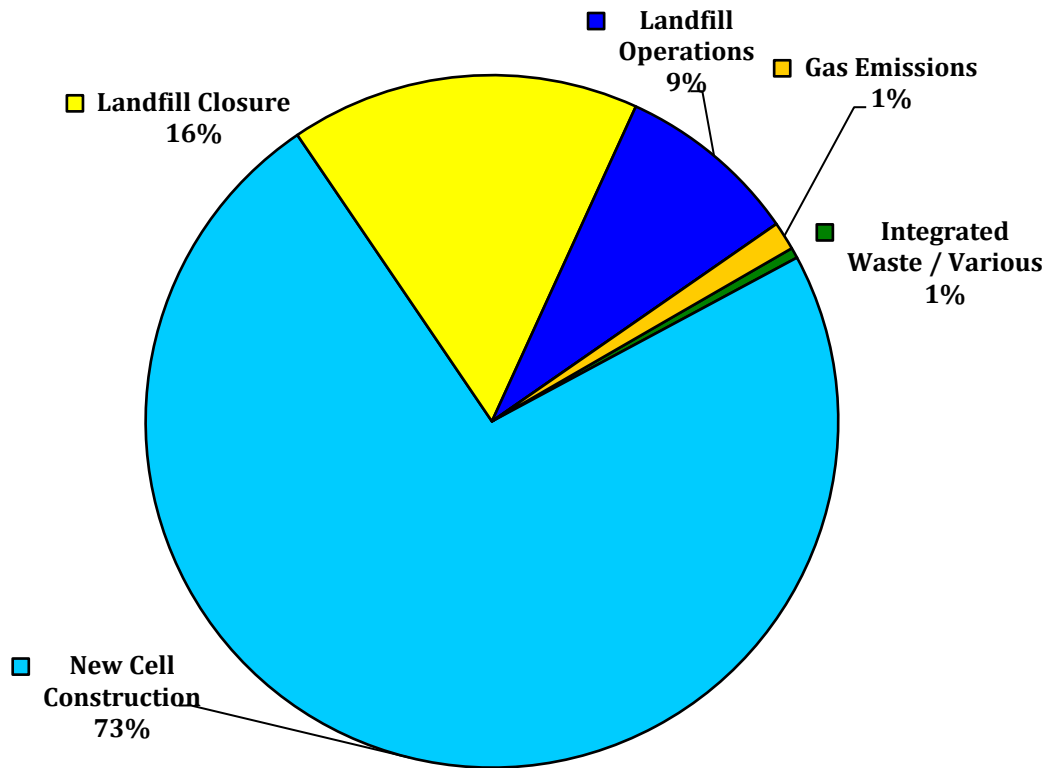
## FY23 FINANCING FOR ENVIRONMENTAL PROJECTS

METHOD/SOURCE	AMOUNT
Fund Balance	\$ -
1999 SPLOST	-
Prior Years' 1999 SPLOST	-
Prior Years' Balance	690,766
Prior Years' Bond Funds	-
<b>FY23 TOTAL</b>	<b>690,766</b>

# ENVIRONMENTAL SUMMARY

---

## FY23 PROJECT COSTS \$690,766



## FY23 ENVIRONMENTAL PROJECTS

TYPE OF PROJECT	AMOUNT
Integrated Waste / Various	\$ 3,399
New Cell Construction	506,640
Landfill Closure	112,729
Landfill Operations	58,871
Material Recycling Facility	-
Gas Emissions	9,127
<b>FY23 TOTAL</b>	<b>\$ 690,766</b>



# ENVIRONMENTAL/INTEGRATED WASTE SUMMARY

## FIVE YEAR FORECAST INTEGRATED WASTE FUND CAPITAL IMPROVEMENT PROJECTS

			Carryforward	FY23	FY24	FY25	FY26	Total
<b>FUNDING SOURCES</b>								
INTEGRATED WASTE FUND			\$ 690,766	\$ -	\$ 850,000	\$ 850,000	\$ 850,000	\$ 3,240,766
Bond Proceeds								\$ -
Sales Tax (2009 LOST)								\$ -
Sales Tax (1999 SPLOST)								\$ -
Balance Forward								\$ -
<b>TOTAL FUNDING</b>			<b>\$ 690,766</b>	<b>\$ -</b>	<b>\$ 850,000</b>	<b>\$ 850,000</b>	<b>\$ 850,000</b>	<b>\$ 3,240,766</b>
				<b>\$ 690,766</b>				
<b>PROJECT COSTS</b>								
Oxbow Methane Monitoring Well #8		Gas Emission	\$ 38,577	\$ -				\$ 38,577
Greenhouse Gas		Gas Emission	\$ 64,141	\$ 9,127				\$ 73,268
Pine Grove Landfill Closure		Landfill Closure	\$ 253,680	\$ 71,056	\$ 50,000	\$ 50,000	\$ 50,000	\$ 474,736
Wilson Camp/Satilla Closure		Landfill Closure	\$ 235,858	\$ 18,636				\$ 254,494
Pine Grove Operation Software		Landfill Operations	\$ 19,689	\$ -				\$ 19,689
		New Cell Construction						
New Cell Construction		Construction	\$ 6,700,906	\$ 506,640	\$ 800,000	\$ 800,000	\$ 800,000	\$ 9,607,546
Recycling Sustainability Center		Recycling	\$ 8,596,947	\$ -				\$ 8,596,947
Oxbow Meadows Inert Landfill Closure		Landfill Closure	\$ 101,243	\$ 23,037				\$ 124,280
Schatulga Rd Landfill Well Replacements		Landfill Closure	\$ 31,601	\$ 3,399				\$ 35,000
Granite Bluff Revised Development Plan		Landfill Operations	\$ 36,189	\$ 3,811				\$ 40,000
Pinegrove Landfill Slope Design/Modification		Landfill Operations	\$ -	\$ 55,060				\$ 55,060
<b>TOTAL PROJECT COSTS</b>			<b>\$ 16,078,831</b>	<b>\$ 690,766</b>	<b>\$ 850,000</b>	<b>\$ 850,000</b>	<b>\$ 850,000</b>	<b>\$ 19,319,597</b>

## OXBOW METHANE MONITORING WELL #8

<b>PROJECT NAME:</b>	Oxbow Methane Monitoring Well #8		
<b>PROJECT DESCRIPTION:</b>	Funds the installation of mechanism to collect and recycle methane gas from Oxbow landfill		
<b>BENEFIT TO THE COMMUNITY:</b>	Removes hazardous methane gas material from landfill and provides for recycling of methane		
<b>OPERATING BUDGET IMPACT:</b>	Reduced dependency on bond or other funding sources to cover landfill closure costs		
<b>MANAGING DEPARTMENT:</b>	PUBLIC WORKS	<b>PROJECT TYPE:</b>	LANDFILL CLOSURE
<b>ACCOUNT CODE:</b>	0207 660 4000	<b>PROJECT NO:</b>	20725

	Prior Years	FY23	Total
<b>FUNDING SOURCES</b>			
Fund Balance- INTEGRATED WASTE FUND	\$ 38,577		\$ 38,577
Bond Proceeds			
Sales Tax			
Other			
Balance Forward			
<b>TOTAL FUNDING SOURCES</b>	<b>\$ 38,577</b>	<b>\$ -</b>	<b>\$ 38,577</b>
<b>PROJECT COSTS</b>			
Professional Services	\$ 11,519		\$ 11,519
Legal			
Architect/Engineering	\$ 27,058		\$ 27,058
Appraisal/Negotiations			
Construction			
Land Acquisition			
Furnishings & Equipment			
<b>BUDGETED EXPENDITURES</b>	<b>\$ 38,577</b>	<b>\$ -</b>	<b>\$ 38,577</b>
<b>BALANCE</b>	<b>\$ -</b>	<b>\$ -</b>	<b>\$ -</b>

## GREENHOUSE GAS PROJECT

<b>PROJECT NAME:</b>	Greenhouse Gas and Landfill Gas Utilization RFP and Evaluation		
<b>PROJECT DESCRIPTION:</b>	Funding for implementation of greenhouse gas emission system		
<b>BENEFIT TO THE COMMUNITY:</b>	Improve environmental quality, protect neighboring communities		
<b>OPERATING BUDGET IMPACT:</b>	Reduced risk of exposure for costs associated with gas emissions collection and containment		
<b>MANAGING DEPARTMENT:</b>	PUBLIC WORKS	<b>PROJECT TYPE:</b>	LANDFILL OPERATIONS
<b>ACCOUNT CODE:</b>	0207 660 4000	<b>PROJECT NO:</b>	20722 and 20730

	Prior Years	FY23	Total
<b>FUNDING SOURCES</b>			
Fund Balance- INTEGRATED WASTE FUND	\$ 73,268		\$ 73,268
Bond Proceeds			
Sales Tax			
Other			
Balance Forward		\$ 9,127	
<b>TOTAL FUNDING SOURCES</b>	<b>\$ 73,268</b>	<b>\$ 9,127</b>	<b>\$ 73,268</b>
<b>PROJECT COSTS</b>			
Professional Services			
Legal			
Architect/Engineering	\$ 64,141	\$ 9,127	\$ 73,268
Appraisal/Negotiations			
Construction			
Land Acquisition			
Furnishings & Equipment			
<b>BUDGETED EXPENDITURES</b>	<b>\$ 64,141</b>	<b>\$ 9,127</b>	<b>\$ 73,268</b>
<b>BALANCE</b>	<b>\$ 9,127</b>	<b>\$ -</b>	<b>\$ -</b>

## PINE GROVE LANDFILL CLOSURE

<b>PROJECT NAME:</b>	Landfill Closeout		
<b>PROJECT DESCRIPTION:</b>	Funding for the closure and post-closure costs for Pine Grove Landfill in accordance with State and Federal specifications and mandates.		
<b>BENEFIT TO THE COMMUNITY:</b>	Ensure compliance with State and Federal requirements for landfill closure		
<b>OPERATING BUDGET IMPACT:</b>	Reduced dependency on bond funding or other fund sources for closure costs		
<b>MANAGING DEPARTMENT:</b>	PUBLIC WORKS	<b>PROJECT TYPE:</b>	LANDFILL CLOSURE
<b>ACCOUNT CODE:</b>	0207 660 4000	<b>PROJECT NO:</b>	20711

	Prior Years	FY23	Total
<b>FUNDING SOURCES</b>			
Fund Balance- INTEGRATED WASTE FUND	\$ 324,736		\$ 324,736
Bond Proceeds			
Sales Tax			
Other			
Balance Forward		\$ 71,056	
<b>TOTAL FUNDING SOURCES</b>	<b>\$ 324,736</b>	<b>\$ 71,056</b>	<b>\$ 324,736</b>
<b>PROJECT COSTS</b>			
Professional Services			
Legal			
Architect/Engineering	\$ 49,800	\$ 45,856	\$ 95,656
Appraisal/Negotiations			
Construction	\$ 203,880	\$ 25,200	\$ 229,080
Land Acquisition			
Furnishings & Equipment			
<b>BUDGETED EXPENDITURES</b>	<b>\$ 253,680</b>	<b>\$ 71,056</b>	<b>\$ 324,736</b>
<b>BALANCE</b>	<b>\$ 71,056</b>	<b>\$ -</b>	<b>\$ -</b>

## WILSON CAMP/SATILLA CLOSURE

<b>PROJECT NAME:</b>	Wilson Camp/Satilla Closure		
<b>PROJECT DESCRIPTION:</b>	Funding for closure of Wilson Camp/Satilla landfill		
<b>BENEFIT TO THE COMMUNITY:</b>	Ensure compliance with State and Federal requirements for landfill closure		
<b>OPERATING BUDGET IMPACT:</b>	Reduced dependency on bond funding or other fund sources for closure costs		
<b>MANAGING DEPARTMENT:</b>	PUBLIC WORKS	<b>PROJECT TYPE:</b>	LANDFILL CLOSURE
<b>ACCOUNT CODE:</b>	0207 660 4000	<b>PROJECT NO:</b>	20719

	Prior Years	FY23	Total
<b>FUNDING SOURCES</b>			
Fund Balance- INTEGRATED WASTE FUND	\$ 254,494		\$ 254,494
Bond Proceeds			
Sales Tax			
Other			
Balance Forward		\$ 18,636	
<b>TOTAL FUNDING SOURCES</b>	<b>\$ 254,494</b>	<b>\$ 18,636</b>	<b>\$ 254,494</b>
<b>PROJECT COSTS</b>			
Professional Services	\$ 110,046	\$ 18,636	\$ 128,682
Legal			
Architect/Engineering	\$ 125,812		\$ 125,812
Appraisal/Negotiations			
Construction			
Land Acquisition			
Furnishings & Equipment			
<b>BUDGETED EXPENDITURES</b>	<b>\$ 235,858</b>	<b>\$ 18,636</b>	<b>\$ 254,494</b>
<b>BALANCE</b>	<b>\$ 18,636</b>	<b>\$ -</b>	<b>\$ -</b>

## PINE GROVE LANDFILL OPERATION SOFTWARE

<b>PROJECT NAME:</b>	Landfill Operation Software		
<b>PROJECT DESCRIPTION:</b>	Funding for the implementation of software system to manage operations at Pine Grove landfill		
<b>BENEFIT TO THE COMMUNITY:</b>	Provide enhanced operational efficiencies at landfill and improve process for weighing and invoicing customers for landfill patronage		
<b>OPERATING BUDGET IMPACT:</b>	Reduced dependency on bond funds or other funding sources for landfill operating costs		
<b>MANAGING DEPARTMENT:</b>	PUBLIC WORKS	<b>PROJECT TYPE:</b>	LANDFILL OPERATIONS
<b>ACCOUNT CODE:</b>	0207 660 4000	<b>PROJECT NO:</b>	20716 and 20731

	Prior Years	FY23	Total
<b>FUNDING SOURCES</b>			
Fund Balance- INTEGRATED WASTE FUND	\$ 19,689		\$ 19,689
Bond Proceeds			
Sales Tax			
Other			
Balance Forward			
<b>TOTAL FUNDING SOURCES</b>	<b>\$ 19,689</b>	<b>\$ -</b>	<b>\$ 19,689</b>
<b>PROJECT COSTS</b>			
Professional Services			
Legal			
Architect/Engineering			
Appraisal/Negotiations			
Construction			
Land Acquisition			
Furnishings & Equipment	\$ 19,689		\$ 19,689
<b>BUDGETED EXPENDITURES</b>	<b>\$ 19,689</b>	<b>\$ -</b>	<b>\$ 19,689</b>
<b>BALANCE</b>	<b>\$ -</b>	<b>\$ -</b>	<b>\$ -</b>

## NEW CELL CONSTRUCTION

<b>PROJECT NAME:</b>	New Cell Constr./Pump No. 1 Upgrade/Pump #1 Constr. Upgrade/ Constr. & Demo Expansion		
<b>PROJECT DESCRIPTION:</b>	Funding for construction of new cells for putrescible waste at the Pine Grove Landfill.		
<b>BENEFIT TO THE COMMUNITY:</b>	Disposal of waste in accordance with State and Federal requirements		
<b>OPERATING BUDGET IMPACT:</b>	Reduced exposure to risk of non-compliance with State and Federal mandates		
<b>MANAGING DEPARTMENT:</b>	PUBLIC WORKS	<b>PROJECT TYPE:</b>	NEW CELL CONSTRUCTION
<b>ACCOUNT CODE:</b>	0207 660 4000	<b>PROJECT NO:</b>	20709, 20729, 20732, 20733, 20734

	Prior Years	FY23	Total
<b>FUNDING SOURCES</b>			
Fund Balance-INTEGRATED WASTE FUND	\$ 7,207,546		\$ 7,207,546
Bond Proceeds			
Sales Tax			
Other			
Balance Forward		\$ 506,640	
<b>TOTAL FUNDING SOURCES</b>	<b>\$ 7,207,546</b>	<b>\$ 506,640</b>	<b>\$ 7,207,546</b>
<b>PROJECT COSTS</b>			
Professional Services	\$ 232,056		
Legal		\$ 76,484	\$ 76,484
Architect/Engineering	\$ 2,178,489		\$ 2,178,489
Appraisal/Negotiations			
Construction	\$ 4,290,361	\$ 430,156	\$ 4,720,517
Land Acquisition			
Furnishings & Equipment			
<b>BUDGETED EXPENDITURES</b>	<b>\$ 6,700,906</b>	<b>\$ 506,640</b>	<b>\$ 6,975,490</b>
<b>BALANCE</b>	<b>\$ 506,640</b>	<b>\$ -</b>	<b>\$ -</b>

## RECYCLING SUSTAINABILITY CENTER

<b>PROJECT NAME:</b>	Recycling Sustainability Center		
<b>PROJECT DESCRIPTION:</b>	Construct and equip material recycling and environmental sustainability resource center		
<b>BENEFIT TO THE COMMUNITY:</b>	Facilitates comprehensive recycling program for all citizens		
<b>OPERATING BUDGET IMPACT:</b>	Reduced dependency on bond or other funding sources to cover landfill closure costs		
<b>MANAGING DEPARTMENT:</b>	PUBLIC WORKS	<b>PROJECT TYPE:</b>	RECYCLING
<b>ACCOUNT CODE:</b>	0559 800 2150	<b>PROJECT NO:</b>	20717 and 82005

	Prior Years	FY23	Total
<b>FUNDING SOURCES</b>			
Fund Balance- INTEGRATED WASTE FUND	\$ 102,460		\$ 102,460
Bond Proceeds	\$ 8,494,487		\$ 8,494,487
Sales Tax			
Other			
Balance Forward			
<b>TOTAL FUNDING SOURCES</b>	<b>\$ 8,596,947</b>	<b>\$ -</b>	<b>\$ 8,596,947</b>
<b>PROJECT COSTS</b>			
Professional Services			
Legal			
Architect/Engineering	\$ 1,372,881		\$ 1,372,881
Appraisal/Negotiations			
Construction	\$ 6,346,861		\$ 6,346,861
Land Acquisition			
Furnishings & Equipment	\$ 877,205		\$ 877,205
<b>BUDGETED EXPENDITURES</b>	<b>\$ 8,596,947</b>	<b>\$ -</b>	<b>\$ 8,596,947</b>
<b>BALANCE</b>	<b>\$ -</b>	<b>\$ -</b>	<b>\$ -</b>



## OXBOW MEADOWS INERT LANDFILL CLOSURE

<b>PROJECT NAME:</b>	Oxbow Meadows Inert Landfill Closure		
<b>PROJECT DESCRIPTION:</b>	Funding for the closure and post-closure costs for Oxbow Meadows accordance with State and Federal specifications and mandates.		
<b>BENEFIT TO THE COMMUNITY:</b>	Ensure compliance with State and Federal requirements for landfill closure		
<b>OPERATING BUDGET IMPACT:</b>	Reduced dependency on bond funding or other fund sources for closure costs		
<b>MANAGING DEPARTMENT:</b>	PUBLIC WORKS	<b>PROJECT TYPE:</b>	LANDFILL CLOSURE
<b>ACCOUNT CODE:</b>	0207 660 4000	<b>PROJECT NO:</b>	20735

	Prior Years	FY23	Total
<b>FUNDING SOURCES</b>			
Fund Balance- INTEGRATED WASTE FUND	\$ 124,280		\$ 124,280
Bond Proceeds			
Sales Tax			
Other			
Balance Forward		\$ 23,037	
<b>TOTAL FUNDING SOURCES</b>	<b>\$ 124,280</b>	<b>\$ 23,037</b>	<b>\$ 124,280</b>
<b>PROJECT COSTS</b>			
Professional Services			
Legal			
Architect/Engineering	\$ 101,243	\$ 23,037	\$ 124,280
Appraisal/Negotiations			
Construction			
Land Acquisition			
Furnishings & Equipment			
<b>BUDGETED EXPENDITURES</b>	<b>\$ 101,243</b>	<b>\$ 23,037</b>	<b>\$ 124,280</b>
<b>BALANCE</b>	<b>\$ 23,037</b>	<b>\$ -</b>	<b>\$ -</b>

## SCHATULGA RD LANDFILL WELL REPLACEMENTS

<b>PROJECT NAME:</b>	Schatulga Rd Landfill Well Replacements		
<b>PROJECT DESCRIPTION:</b>	Funding to replace 2 ground water wells at the Schatulga Rd Landfill as a part of post care corrective action		
<b>BENEFIT TO THE COMMUNITY:</b>	Ensure compliance with State and Federal requirements for landfill closure		
<b>OPERATING BUDGET IMPACT:</b>	Reduced dependency on bond funding or other fund sources for closure costs		
<b>MANAGING DEPARTMENT:</b>	PUBLIC WORKS	<b>PROJECT TYPE:</b>	LANDFILL CLOSURE
<b>ACCOUNT CODE:</b>	0207 660 4000	<b>PROJECT NO:</b>	20736

	Prior Years	FY23	Total
<b>FUNDING SOURCES</b>			
Fund Balance- INTEGRATED WASTE FUND	\$ 35,000		\$ 35,000
Bond Proceeds			
Sales Tax			
Other			
Balance Forward		\$ 3,399	
<b>TOTAL FUNDING SOURCES</b>	<b>\$ 35,000</b>	<b>\$ 3,399</b>	<b>\$ 35,000</b>
<b>PROJECT COSTS</b>			
Professional Services			
Legal			
Architect/Engineering			
Appraisal/Negotiations			
Construction	\$ 31,601	\$ 3,399	\$ 35,000
Land Acquisition			
Furnishings & Equipment			
<b>BUDGETED EXPENDITURES</b>	<b>\$ 31,601</b>	<b>\$ 3,399</b>	<b>\$ 35,000</b>
<b>BALANCE</b>	<b>\$ 3,399</b>	<b>\$ -</b>	<b>\$ -</b>

## GRANITE BLUFF REVISED DEVELOPMENT PLAN


<b>PROJECT NAME:</b>	Granite Bluff Revised Development Plan		
<b>PROJECT DESCRIPTION:</b>	Revise the site development plan for Granite Bluff Inert Landfill in regards to the disposal of inert waste		
<b>BENEFIT TO THE COMMUNITY:</b>	Ensure compliance with State and Federal requirements for inert waste disposal		
<b>OPERATING BUDGET IMPACT:</b>	Reduced risk of exposure for non-compliance with state and federal mandates		
<b>MANAGING DEPARTMENT:</b>	PUBLIC WORKS	<b>PROJECT TYPE:</b>	LANDFILL CLOSURE
<b>ACCOUNT CODE:</b>	0207 660 4000	<b>PROJECT NO:</b>	20737

	Prior Years	FY23	Total
<b>FUNDING SOURCES</b>			
Fund Balance- INTEGRATED WASTE FUND	\$ 40,000		\$ 40,000
Bond Proceeds			
Sales Tax			
Other			
Balance Forward		\$ 3,811	
<b>TOTAL FUNDING SOURCES</b>	<b>\$ 40,000</b>	<b>\$ 3,811</b>	<b>\$ 40,000</b>
<b>PROJECT COSTS</b>			
Professional Services			
Legal			
Architect/Engineering			
Appraisal/Negotiations			
Construction	\$ 36,189	\$ 3,811	\$ 40,000
Land Acquisition			
Furnishings & Equipment			
<b>BUDGETED EXPENDITURES</b>	<b>\$ 36,189</b>	<b>\$ 3,811</b>	<b>\$ 40,000</b>
<b>BALANCE</b>	<b>\$ 3,811</b>	<b>\$ -</b>	<b>\$ -</b>

## PINEGROVE LANDFILL SLOPE DESIGN/MODIFICATION

<b>PROJECT NAME:</b>	Pinegrove Landfill Slope Design/Modification		
<b>PROJECT DESCRIPTION:</b>	Redesigning landfill from having terraced sides to side slopes		
<b>BENEFIT TO THE COMMUNITY:</b>	Pro-long the life span of Pine Grove Landfill by 25 years and new design will give employees more space to pack trash		
<b>OPERATING BUDGET IMPACT:</b>	Reduced dependency on bond funds or other funding sources for landfill operating costs		
<hr/>			
<b>MANAGING DEPARTMENT:</b>	PUBLIC WORKS	<b>PROJECT TYPE:</b>	LANDFILL OPERATIONS
<b>ACCOUNT CODE:</b>	0207 660 4000	<b>PROJECT NO:</b>	20738

	Prior Years	FY23	Total
<b>FUNDING SOURCES</b>			
Fund Balance- INTEGRATED WASTE FUND	\$ 300,000		\$ 300,000
Bond Proceeds			
Sales Tax			
Other			
Balance Forward		\$ 55,060	
<b>TOTAL FUNDING SOURCES</b>	<b>\$ 300,000</b>	<b>\$ 55,060</b>	<b>\$ 300,000</b>
<hr/>			
<b>PROJECT COSTS</b>			
Professional Services			
Legal			
Architect/Engineering	\$ 244,940	\$ 55,060	\$ 300,000
Appraisal/Negotiations			
Construction			
Land Acquisition			
Furnishings & Equipment			
<b>BUDGETED EXPENDITURES</b>	<b>\$ 244,940</b>	<b>\$ 55,060</b>	<b>\$ 300,000</b>
<hr/>			
<b>BALANCE</b>	<b>\$ 55,060</b>	<b>\$ -</b>	<b>\$ -</b>



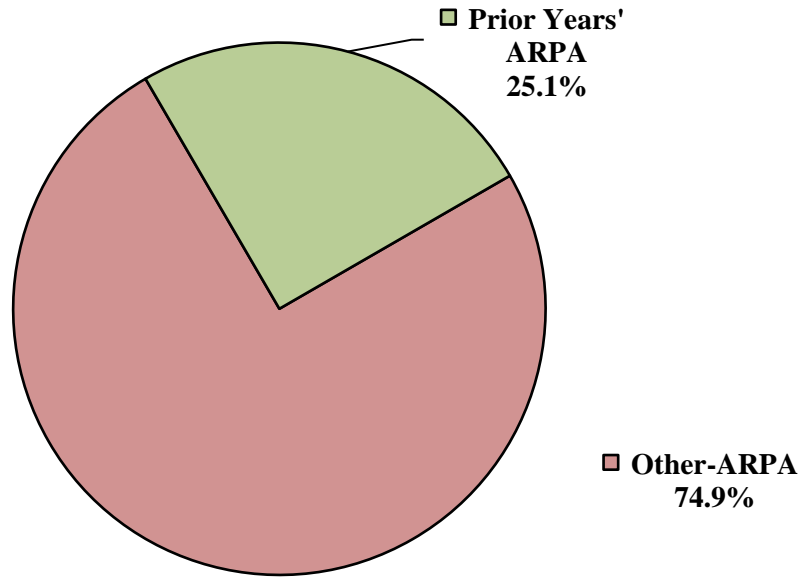
This page intentionally left blank.

# AMERICAN RESCUE PLAN SUMMARY

---

## FY23 FINANCING METHOD

**\$78,482,038**



## FY23 FINANCING FOR AMERICAN RESCUE PLAN PROJECTS

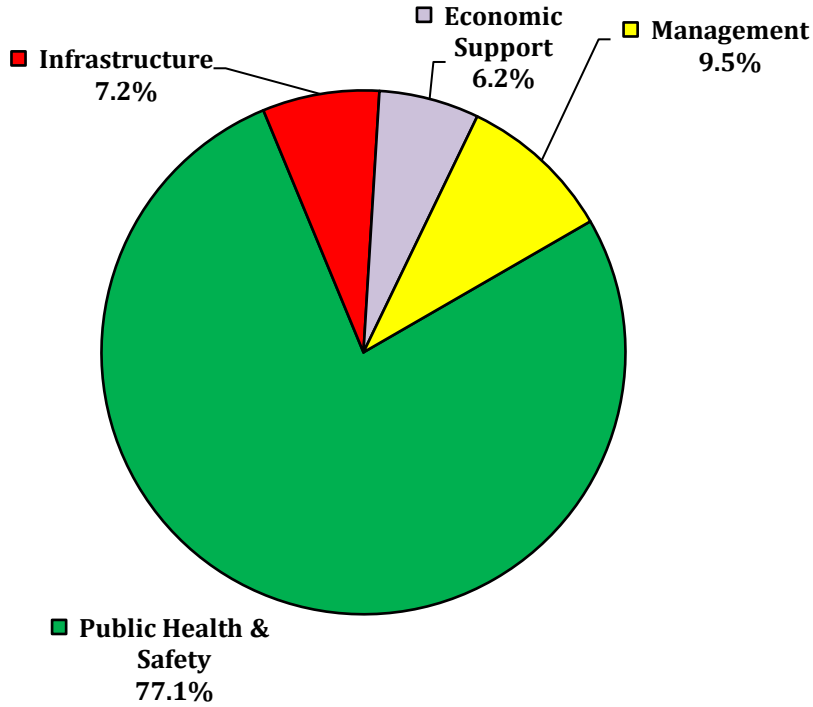
METHOD/SOURCE	AMOUNT
General Fund	\$ -
1999 SPLOST	-
2009 LOST	-
Prior Years' General Fund Balance	-
Prior Years' 1999 SPLOST	-
Prior Years' 2009 LOST	-
Prior Years' Bond Funds	-
Other-ARPA	58,816,814
Prior Years' ARPA	19,665,224
<b>FY23 TOTAL</b>	<b>\$ 78,482,038</b>

# AMERICAN RESCUE PLAN SUMMARY

---

## FY23 PROJECT COSTS

**\$78,482,038**



## FY23 PROJECT COSTS

TYPE OF PROJECT	AMOUNT
Public Health & Safety	\$ 60,504,979
Infrastructure	5,660,757
Economic Support	4,850,000
Management	7,466,302
<b>FY23 TOTAL</b>	<b>\$ 78,482,038</b>

# AMERICAN RESCUE PLAN PROJECTS SUMMARY

## FIVE YEAR FORECAST AMERICAN RESCUE PLAN CAPITAL IMPROVEMENT PROJECTS

		Carryforward	FY23	FY24	FY25	FY26	Total
<b>FUNDING SOURCES</b>							
Fund Balance							
Bond Proceeds							
Sales Tax (2009 LOST)							
Sales Tax (1999 SPLOST)							
Other-ARPA		\$ 19,665,224	\$ 58,816,814				\$ 78,482,038
Balance Forward							
<b>TOTAL FUNDING</b>		<b>\$ 19,665,224</b>	<b>\$ 58,816,814</b>	<b>\$ -</b>	<b>\$ -</b>	<b>\$ -</b>	<b>\$ 78,482,038</b>
			<b>\$ 78,482,038</b>				
<b>PROJECT COSTS</b>							
	<b>Type</b>	<b>Prior to FY23</b>	<b>FY23</b>	<b>FY24</b>	<b>FY25</b>	<b>FY26</b>	<b>Total</b>
Automation of Garbage Collection Carts	Public Health & Safety	\$ 6,619,456	\$ 210,494				\$ 6,829,950
Automation of Garbage Collection Trucks	Public Health & Safety	\$ -	\$ 11,584,493				\$ 11,584,493
Ambulances	Public Health & Safety	\$ 77,141	\$ 2,022,376				\$ 2,099,517
Community Safeguard Cameras	Infrastructure	\$ 1,253,374	\$ 1,407,383				\$ 2,660,757
Cure Violence Program	Public Health & Safety	\$ 100,000	\$ 400,000				\$ 500,000
Small Business Grants	Economic Support	\$ 2,843,145	\$ 156,855				\$ 3,000,000
Non Profit Grants	Economic Support	\$ 531,705	\$ 468,295				\$ 1,000,000
Economic Tourism Grants	Economic Support	\$ 75,000	\$ 775,000				\$ 850,000
Youth Enrichment & Development Programs	Public Health & Safety	\$ 23,376	\$ 226,624				\$ 250,000
Revenue Recovery	Management	\$ 3,559,471	\$ -				\$ 3,559,471
Premium Pay - Public Safety	Management	\$ 3,005,588	\$ -				\$ 3,005,588
Premium Pay - General Government	Management	\$ 699,725	\$ -				\$ 699,725
Broadband Upgrades Phase I	Infrastructure	\$ 839,183	\$ 2,160,817				\$ 3,000,000
Administrative Expenses	Management	\$ 38,060	\$ 163,458				\$ 201,518
American Rescue Plan Act Projects	Public Health & Safety	\$ -	\$ 39,241,019				\$ 39,241,019
<b>TOTAL PROJECT COSTS</b>		<b>\$ 19,665,224</b>	<b>\$ 58,816,814</b>	<b>\$ -</b>	<b>\$ -</b>	<b>\$ -</b>	<b>\$ 78,482,038</b>



## AUTOMATION OF GARBAGE COLLECTION - CARTS

<b>PROJECT NAME:</b>	Automation of Garbage Collection - Carts		
<b>PROJECT DESCRIPTION:</b>	Bulk purchase of collection carts that are compatible with automated garbage trucks.		
<b>BENEFIT TO THE COMMUNITY:</b>	Infrastructure improvement as a direct response to the public health emergency with respect to COVID-19.		
<b>OPERATING BUDGET IMPACT:</b>	Reduced operating costs		
<b>MANAGING DEPARTMENT:</b>	FEDERAL ARP	<b>PROJECT TYPE:</b>	PUBLIC HEALTH & SAFETY
<b>ACCOUNT CODE:</b>	0218 691 1000	<b>PROJECT NO:</b>	40300

	Prior Years	FY23	Total
<b>FUNDING SOURCES</b>			
Fund Balance			
Bond Proceeds			
Sales Tax (1999 SPLOST)			
Other-ARPA	\$ 6,829,950		\$ 6,829,950
Balance Forward		\$ 210,494	
<b>TOTAL FUNDING SOURCES</b>	<b>\$ 6,829,950</b>	<b>\$ 210,494</b>	<b>\$ 6,829,950</b>
<b>PROJECT COSTS</b>			
Professional Services			
Operating Materials	\$ 6,619,456	\$ 210,494	\$ 6,829,950
Architect/Engineering			
Appraisal/Negotiations			
Construction			
Land Acquisition			
Furnishings & Equipment			
<b>BUDGETED EXPENDITURES</b>	<b>\$ 6,619,456</b>	<b>\$ 210,494</b>	<b>\$ 6,829,950</b>
<b>BALANCE</b>	<b>\$ 210,494</b>	<b>\$ -</b>	<b>\$ -</b>

## AUTOMATION OF GARBAGE COLLECTION - TRUCKS

<b>PROJECT NAME:</b>	Automation of Garbage Collection - Trucks		
<b>PROJECT DESCRIPTION:</b>	Funding for the purchase of automated garbage collection trucks.		
<b>BENEFIT TO THE COMMUNITY:</b>	Infrastructure improvement as a direct response to the public health emergency with respect to COVID-19.		
<b>OPERATING BUDGET IMPACT:</b>	Reduced operating costs		
<b>MANAGING DEPARTMENT:</b>	FEDERAL ARP	<b>PROJECT TYPE:</b>	PUBLIC HEALTH & SAFETY
<b>ACCOUNT CODE:</b>	0218 691 1000	<b>PROJECT NO:</b>	40301

	Prior Years	FY23	Total
<b>FUNDING SOURCES</b>			
Fund Balance			
Bond Proceeds			
Sales Tax (2009 LOST)			
Other-ARPA	\$ 11,584,493		\$ 11,584,493
Balance Forward		\$ 11,584,493	
<b>TOTAL FUNDING SOURCES</b>	<b>\$ 11,584,493</b>	<b>\$ 11,584,493</b>	<b>\$ 11,584,493</b>
<b>PROJECT COSTS</b>			
Professional Services			
Legal			
Architect/Engineering			
Appraisal/Negotiations			
Construction			
Land Acquisition			
Vehicles & Equipment		\$ 11,584,493	\$ 11,584,493
<b>BUDGETED EXPENDITURES</b>	<b>\$ -</b>	<b>\$ 11,584,493</b>	<b>\$ 11,584,493</b>
<b>BALANCE</b>	<b>\$ 11,584,493</b>	<b>\$ -</b>	<b>\$ -</b>

## AMBULANCES

<b>PROJECT NAME:</b>	Ambulances		
<b>PROJECT DESCRIPTION:</b>	Funding for the replacement of existing fleet that have went beyond the expected lifespan.		
<b>BENEFIT TO THE COMMUNITY:</b>	The CFEMS provides advanced life support transport services to the City of Columbus and Muscogee County. Transport capability is afforded by the ambulance fleet of the Department.		
<b>OPERATING BUDGET IMPACT:</b>	No impact on operational budget		
<b>MANAGING DEPARTMENT:</b>	FEDERAL ARP	<b>PROJECT TYPE:</b>	PUBLIC HEALTH & SAFETY
<b>ACCOUNT CODE:</b>	0218 691 1000	<b>PROJECT NO:</b>	40310

	Prior Years	FY23	Total
<b>FUNDING SOURCES</b>			
Fund Balance- General Fund			
Bond Proceeds			
Sales Tax			
Other-ARPA	\$ 2,099,517		\$ 2,099,517
Balance Forward		\$ 2,022,376	
<b>TOTAL FUNDING SOURCES</b>	<b>\$ 2,099,517</b>	<b>\$ 2,022,376</b>	<b>\$ 2,099,517</b>
<b>PROJECT COSTS</b>			
Professional Services			
Legal			
Architect/Engineering			
Appraisal/Negotiations			
Construction			
Land Acquisition			
Vehicles & Equipment	\$ 77,141	\$ 2,022,376	\$ 2,099,517
<b>BUDGETED EXPENDITURES</b>	<b>\$ 77,141</b>	<b>\$ 2,022,376</b>	<b>\$ 2,099,517</b>
<b>BALANCE</b>	<b>\$ 2,022,376</b>	<b>\$ -</b>	<b>\$ -</b>

## COMMUNITY SAFEGUARD CAMERAS

<b>PROJECT NAME:</b>	Community Safeguard Cameras		
<b>PROJECT DESCRIPTION:</b>	Funding for purchase and installation of cameras around the community.		
<b>BENEFIT TO THE COMMUNITY:</b>	Reduce community violence.		
<b>OPERATING BUDGET IMPACT:</b>	No impact on operational budget		
<b>MANAGING DEPARTMENT:</b>	FEDERAL ARP	<b>PROJECT TYPE:</b>	INFRASTRUCTURE
<b>ACCOUNT CODE:</b>	0218 691 1100	<b>PROJECT NO:</b>	40311

	Prior Years	FY23	Total
<b>FUNDING SOURCES</b>			
Fund Balance- GENERAL FUND			
Bond Proceeds			
Sales Tax			
Other-ARPA	\$ 2,660,757		\$ 2,660,757
Balance Forward		\$ 1,407,383	
<b>TOTAL FUNDING SOURCES</b>	<b>\$ 2,660,757</b>	<b>\$ 1,407,383</b>	<b>\$ 2,660,757</b>
<b>PROJECT COSTS</b>			
Professional Services			
Legal			
Architect/Engineering			
Appraisal/Negotiations			
Construction			
Land Acquisition			
Furnishings & Equipment	\$ 1,253,374	\$ 1,407,383	\$ 2,660,757
<b>BUDGETED EXPENDITURES</b>	<b>\$ 1,253,374</b>	<b>\$ 1,407,383</b>	<b>\$ 2,660,757</b>
<b>BALANCE</b>	<b>\$ 1,407,383</b>	<b>\$ -</b>	<b>\$ -</b>

## CURE VIOLENCE PROGRAM

<b>PROJECT NAME:</b>	Cure Violence Program		
<b>PROJECT DESCRIPTION:</b>	Funds used to enter into a subrecipient agreement with Columbus Department of Public Health to fund the Cure Violence Columbus Initiative.		
<b>BENEFIT TO THE COMMUNITY:</b>	Reduce community violence.		
<b>OPERATING BUDGET IMPACT:</b>	No impact on operational budget		
<b>MANAGING DEPARTMENT:</b>	FEDERAL ARP	<b>PROJECT TYPE:</b>	PUBLIC HEALTH & SAFETY
<b>ACCOUNT CODE:</b>	0218 691 1100	<b>PROJECT NO:</b>	40312

	Prior Years	FY23	Total
<b>FUNDING SOURCES</b>			
Fund Balance			
Bond Proceeds			
Sales Tax (1999 SPLOST)			
Other-ARPA	\$ 500,000		\$ 500,000
Balance Forward		\$ 400,000	
<b>TOTAL FUNDING SOURCES</b>	<b>\$ 500,000</b>	<b>\$ 400,000</b>	<b>\$ 500,000</b>
<b>PROJECT COSTS</b>			
Professional Services	\$ 100,000	\$ 400,000	\$ 500,000
Legal			
Architect/Engineering			
Appraisal/Negotiations			
Construction			
Land Acquisition			
Furnishings & Equipment			
<b>BUDGETED EXPENDITURES</b>	<b>\$ 100,000</b>	<b>\$ 400,000</b>	<b>\$ 500,000</b>
<b>BALANCE</b>	<b>\$ 400,000</b>	<b>\$ -</b>	<b>\$ -</b>

## SMALL BUSINESS GRANTS

<b>PROJECT NAME:</b>	Small Business Grants		
<b>PROJECT DESCRIPTION:</b>	Funds to award businesses that were financially impacted as a direct result of COVID-19		
<b>BENEFIT TO THE COMMUNITY:</b>	Helped local small business owners recover from revenue loss during the pandemic.		
<b>OPERATING BUDGET IMPACT:</b>	No impact on operational budget		
<b>MANAGING DEPARTMENT:</b>	FEDERAL ARP	<b>PROJECT TYPE:</b>	ECONOMIC SUPPORT
<b>ACCOUNT CODE:</b>	0218 691 1200	<b>PROJECT NO:</b>	40340

	Prior Years	FY23	Total
<b>FUNDING SOURCES</b>			
Fund Balance			
Bond Proceeds			
Sales Tax (1999 SPLOST)			
Other-ARPA	\$ 3,000,000		\$ 3,000,000
Balance Forward		\$ 156,855	
<b>TOTAL FUNDING SOURCES</b>	<b>\$ 3,000,000</b>	<b>\$ 156,855</b>	<b>\$ 3,000,000</b>
<b>PROJECT COSTS</b>			
Professional Services			
Legal			
Architect/Engineering			
Appraisal/Negotiations			
Grant Disbursements	\$ 2,843,145	\$ 156,855	\$ 3,000,000
Land Acquisition			
Furnishings & Equipment			
<b>BUDGETED EXPENDITURES</b>	<b>\$ 2,843,145</b>	<b>\$ 156,855</b>	<b>\$ 3,000,000</b>
<b>BALANCE</b>	<b>\$ 156,855</b>	<b>\$ -</b>	<b>\$ -</b>

## NON-PROFIT GRANTS

<b>PROJECT NAME:</b>	Non- Profit Grants		
<b>PROJECT DESCRIPTION:</b>	Funds to award businesses that were financially impacted as a direct result of COVID-19		
<b>BENEFIT TO THE COMMUNITY:</b>	Helps local non profit organizations negatively impacted by COVID-19		
<b>OPERATING BUDGET IMPACT:</b>	No impact on operational budget		
<b>MANAGING DEPARTMENT:</b>	FEDERAL ARP	<b>PROJECT TYPE:</b>	ECONOMIC SUPPORT
<b>ACCOUNT CODE:</b>	0218 691 1200	<b>PROJECT NO:</b>	40415

	Prior Years	FY23	Total
<b>FUNDING SOURCES</b>			
Fund Balance			
Bond Proceeds			
Sales Tax (1999 SPLOST)			
Other-ARPA	\$ 1,000,000		\$ 1,000,000
Balance Forward		\$ 468,295	
<b>TOTAL FUNDING SOURCES</b>	<b>\$ 1,000,000</b>	<b>\$ 468,295</b>	<b>\$ 1,000,000</b>
<b>PROJECT COSTS</b>			
Professional Services			
Legal			
Architect/Engineering			
Appraisal/Negotiations			
Grant Disbursements	\$ 531,705	\$ 468,295	\$ 1,000,000
Land Acquisition			
Furnishings & Equipment			
<b>BUDGETED EXPENDITURES</b>	<b>\$ 531,705</b>	<b>\$ 468,295</b>	<b>\$ 1,000,000</b>
<b>BALANCE</b>	<b>\$ 468,295</b>	<b>\$ -</b>	<b>\$ -</b>

## ECONOMIC/TOURISM GRANTS

<b>PROJECT NAME:</b>	Economic/Tourism Grants		
<b>PROJECT DESCRIPTION:</b>	Funding for the reimbursement of hospitality/tourism expenses of space costs, utilities, and/or operational retrofitting for resiliency demonstrated during the COVID-19 pandemic.		
<b>BENEFIT TO THE COMMUNITY:</b>	Helps local businesses that fall under the hospitality/tourism realm recover from the impacts of COVID-19.		
<b>OPERATING BUDGET IMPACT:</b>	No impact on operational budget		
<b>MANAGING DEPARTMENT:</b>	FEDERAL ARP	<b>PROJECT TYPE:</b>	ECONOMIC SUPPORT
<b>ACCOUNT CODE:</b>	0218 691 1200	<b>PROJECT NO:</b>	40440

	Prior Years	FY23	Total
<b>FUNDING SOURCES</b>			
Fund Balance- GENERAL FUND			
Bond Proceeds			
Sales Tax			
Other-ARPA	\$ 850,000		\$ 850,000
Balance Forward		\$ 775,000	
<b>TOTAL FUNDING SOURCES</b>	<b>\$ 850,000</b>	<b>\$ 775,000</b>	<b>\$ 850,000</b>
<b>PROJECT COSTS</b>			
Professional Services			
Legal			
Architect/Engineering			
Appraisal/Negotiations			
Grant Disbursements	\$ 75,000	\$ 775,000	\$ 850,000
Land Acquisition			
Furnishings & Equipment			
<b>BUDGETED EXPENDITURES</b>	<b>\$ 75,000</b>	<b>\$ 775,000</b>	<b>\$ 850,000</b>
<b>BALANCE</b>	<b>\$ 775,000</b>	<b>\$ -</b>	<b>\$ -</b>



## YOUTH ENRICHMENT & DEVELOPMENT PROGRAMS

<b>PROJECT NAME:</b>	Youth Enrichment & Development Programs		
<b>PROJECT DESCRIPTION:</b>	Funding to cover wages for youth employed by the Mayor's Youth Summer Program		
<b>BENEFIT TO THE COMMUNITY:</b>	Helps the youth become empathetic citizens, develop leadership skills, learn the importance of helping, and gain work experience.		
<b>OPERATING BUDGET IMPACT:</b>	No impact on operational budget		
<b>MANAGING DEPARTMENT:</b>	FEDERAL ARP	<b>PROJECT TYPE:</b>	PUBLIC HEALTH & SAFETY
<b>ACCOUNT CODE:</b>	0218 691 1200	<b>PROJECT NO:</b>	40475

	Prior Years	FY23	Total
<b>FUNDING SOURCES</b>			
Fund Balance			
Bond Proceeds			
Sales Tax (2009 LOST)			
Other-ARPA	\$ 250,000		\$ 250,000
Balance Forward		\$ 226,624	
<b>TOTAL FUNDING SOURCES</b>	<b>\$ 250,000</b>	<b>\$ 226,624</b>	<b>\$ 250,000</b>
<b>PROJECT COSTS</b>			
Professional Services			
Legal			
Architect/Engineering			
Appraisal/Negotiations			
Personnel Costs	\$ 23,376	\$ 226,624	\$ 250,000
Land Acquisition			
Furnishings & Equipment			
<b>BUDGETED EXPENDITURES</b>	<b>\$ 23,376</b>	<b>\$ 226,624</b>	<b>\$ 250,000</b>
<b>BALANCE</b>	<b>\$ 226,624</b>	<b>\$ -</b>	<b>\$ -</b>

## REVENUE RECOVERY

<b>PROJECT NAME:</b>	Revenue Recovery		
<b>PROJECT DESCRIPTION:</b>	Funding to recover from the unprecedented revenue volatility as a result of COVID-19.		
<b>BENEFIT TO THE COMMUNITY:</b>	Allows CCG to continue to provide resources to meet the public health and economic needs of the citizens.		
<b>OPERATING BUDGET IMPACT:</b>	Helped align anticipated revenues with anticipated operational costs.		
<b>MANAGING DEPARTMENT:</b>	FEDERAL ARP	<b>PROJECT TYPE:</b>	MANAGEMENT
<b>ACCOUNT CODE:</b>	0218 691 1300	<b>PROJECT NO:</b>	40490

	Prior Years	FY23	Total
<b>FUNDING SOURCES</b>			
Fund Balance			
Bond Proceeds			
Sales Tax (2009 LOST)			
Other-ARPA	\$ 3,559,471		\$ 3,559,471
Balance Forward			
<b>TOTAL FUNDING SOURCES</b>	<b>\$ 3,559,471</b>	<b>\$ -</b>	<b>\$ 3,559,471</b>
<b>PROJECT COSTS</b>			
Professional Services			
Legal			
Architect/Engineering			
Appraisal/Negotiations			
Construction	\$ 3,559,471		\$ 3,559,471
Land Acquisition			
Furnishings & Equipment			
<b>BUDGETED EXPENDITURES</b>	<b>\$ 3,559,471</b>	<b>\$ -</b>	<b>\$ 3,559,471</b>
<b>BALANCE</b>	<b>\$ -</b>	<b>\$ -</b>	<b>\$ -</b>

## PREMIUM PAY - PUBLIC SAFETY

<b>PROJECT NAME:</b>	Premium Pay - Public Safety		
<b>PROJECT DESCRIPTION:</b>	Funding for Public Safety workers that conduct a range of services that are essential to continue critical operations.		
<b>BENEFIT TO THE COMMUNITY:</b>	Allows CCG to continue to provide resources to meet the public health and economic needs of the citizens.		
<b>OPERATING BUDGET IMPACT:</b>	No impact on operational budget		
<b>MANAGING DEPARTMENT:</b>	FEDERAL ARP	<b>PROJECT TYPE:</b>	MANAGEMENT
<b>ACCOUNT CODE:</b>	0218 691 1400	<b>PROJECT TYPE:</b>	40500

	Prior Years	FY23	Total
<b>FUNDING SOURCES</b>			
Fund Balance			
Bond Proceeds			
Sales Tax (2009 LOST)			
Other-ARPA	\$ 3,005,588		\$ 3,005,588
Balance Forward			
<b>TOTAL FUNDING SOURCES</b>	<b>\$ 3,005,588</b>	<b>\$ -</b>	<b>\$ 3,005,588</b>
<b>PROJECT COSTS</b>			
Professional Services			
Legal			
Personnel Costs	\$ 3,005,588		\$ 3,005,588
Appraisal/Negotiations			
Construction			
Land Acquisition			
Furnishings & Equipment			
<b>BUDGETED EXPENDITURES</b>	<b>\$ 3,005,588</b>	<b>\$ -</b>	<b>\$ 3,005,588</b>
<b>BALANCE</b>	<b>\$ -</b>	<b>\$ -</b>	<b>\$ -</b>

## PREMIUM PAY - GENERAL GOVERNMENT

<b>PROJECT NAME:</b>	Premium Pay - General Government		
<b>PROJECT DESCRIPTION:</b>	Funding for General Government workers that conduct a range of services that are essential to continue critical operations.		
<b>BENEFIT TO THE COMMUNITY:</b>	Allows CCG to continue to provide resources to meet the public health and economic needs of the citizens.		
<b>OPERATING BUDGET IMPACT:</b>	No impact on operating budget		
<b>MANAGING DEPARTMENT:</b>	FEDERAL ARP	<b>PROJECT TYPE:</b>	MANAGEMENT
<b>ACCOUNT CODE:</b>	0218 691 1500	<b>PROJECT NO:</b>	40505

	Prior Years	FY23	Total
<b>FUNDING SOURCES</b>			
Fund Balance			
Bond Proceeds			
Sales Tax (2009 LOST)			
Other-ARPA	\$ 699,725		\$ 699,725
Balance Forward			
<b>TOTAL FUNDING SOURCES</b>	<b>\$ 699,725</b>	<b>\$ -</b>	<b>\$ 699,725</b>
<b>PROJECT COSTS</b>			
Professional Services			
Legal			
Personnel Costs	\$ 699,725		\$ 699,725
Appraisal/Negotiations			
Construction			
Land Acquisition			
Furnishings & Equipment			
<b>BUDGETED EXPENDITURES</b>	<b>\$ 699,725</b>	<b>\$ -</b>	<b>\$ 699,725</b>
<b>BALANCE</b>	<b>\$ -</b>	<b>\$ -</b>	<b>\$ -</b>

## BROADBAND UPGRADES - PHASE 1

<b>PROJECT NAME:</b>	Broadband Upgrades - Phase I		
<b>PROJECT DESCRIPTION:</b>	Modernizing edge broadband devices to allow for a reliable and continual flow of wireless internet access throughout CCG locations.		
<b>BENEFIT TO THE COMMUNITY:</b>	Expand CCG's public Wi-Fi efforts throughout the city and further develop high-speed, reliable broadband access for the underserved areas within the Public.		
<b>OPERATING BUDGET IMPACT:</b>	No impact on operating budget		
<b>MANAGING DEPARTMENT:</b>	FEDERAL ARP	<b>PROJECT TYPE:</b>	INFRASTRUCTURE
<b>ACCOUNT CODE:</b>	0218 691 1700	<b>PROJECT NO:</b>	40550

	Prior Years	FY23	Total
<b>FUNDING SOURCES</b>			
Fund Balance			
Bond Proceeds			
Sales Tax (2009 LOST)			
Other-ARPA	\$ 3,000,000		\$ 3,000,000
Balance Forward		\$ 2,160,817	
<b>TOTAL FUNDING SOURCES</b>	<b>\$ 3,000,000</b>	<b>\$ 2,160,817</b>	<b>\$ 3,000,000</b>
<b>PROJECT COSTS</b>			
Professional Services	\$ 839,183	\$ 200,000	\$ 1,039,183
Legal			
Architect/Engineering			
Appraisal/Negotiations			
Construction			
Land Acquisition			
Furnishings & Equipment		\$ 1,960,817	\$ 1,960,817
<b>BUDGETED EXPENDITURES</b>	<b>\$ 839,183</b>	<b>\$ 2,160,817</b>	<b>\$ 3,000,000</b>
<b>BALANCE</b>	<b>\$ 2,160,817</b>	<b>\$ -</b>	<b>\$ -</b>

## ADMINISTRATIVE EXPENSES


<b>PROJECT NAME:</b>	Administrative Expenses		
<b>PROJECT DESCRIPTION:</b>	Funding for ARPA related administrative services. system which is used by multiple departments within the city		
<b>BENEFIT TO THE COMMUNITY:</b>	Ensures citizens all small business appropriated funds are being monitored in adherence with federal guidelines		
<b>OPERATING BUDGET IMPACT:</b>	No impact on operational budget		
<b>MANAGING DEPARTMENT:</b>	FEDERAL ARP	<b>PROJECT TYPE:</b>	MANAGEMENT
<b>ACCOUNT CODE:</b>	0218 691 1800	<b>PROJECT NO:</b>	40590

	Prior Years	FY23	Total
<b>FUNDING SOURCES</b>			
Fund Balance			
Bond Proceeds			
Sales Tax (2009 LOST)			
Other-ARPA	\$ 201,518		\$ 201,518
Balance Forward		\$ 163,458	
<b>TOTAL FUNDING SOURCES</b>	<b>\$ 201,518</b>	<b>\$ 163,458</b>	<b>\$ 201,518</b>
<b>PROJECT COSTS</b>			
Professional Services	\$ 5,500		
Software			
Personnel Costs	\$ 32,560	\$ 163,458	\$ 196,018
Appraisal/Negotiations			
Construction			
Land Acquisition			
Furnishings & Equipment			
<b>BUDGETED EXPENDITURES</b>	<b>\$ 38,060</b>	<b>\$ 163,458</b>	<b>\$ 196,018</b>
<b>BALANCE</b>	<b>\$ 163,458</b>	<b>\$ -</b>	<b>\$ -</b>

## AMERICAN RESCUE PLAN ACT PROJECTS

<b>PROJECT NAME:</b>	American Rescue Plan Act Projects		
<b>PROJECT DESCRIPTION:</b>	Second tranche of American Rescue Plan funding received from United States Treasury.		
<b>BENEFIT TO THE COMMUNITY:</b>	Allows CCG to continue to provide resources to meet the public health and economic needs of the citizens.		
<b>OPERATING BUDGET IMPACT:</b>	No impact on operational budget		
<b>MANAGING DEPARTMENT:</b>	FEDERAL ARP	<b>PROJECT TYPE:</b>	PUBLIC HEALTH & SAFETY
<b>ACCOUNT CODE:</b>	TBD	<b>PROJECT NO:</b>	TBD

	Prior Years	FY23	Total
<b>FUNDING SOURCES</b>			
Fund Balance			
Bond Proceeds			
Sales Tax (2009 LOST)			
Other-ARPA		\$ 39,241,019	\$ 39,241,019
Balance Forward			
<b>TOTAL FUNDING SOURCES</b>	<b>\$ -</b>	<b>\$ 39,241,019</b>	<b>\$ 39,241,019</b>
<b>PROJECT COSTS</b>			
Professional Services		\$ 10,000,000	\$ 10,000,000
Software			
Personnel Costs		\$ 5,241,019	\$ 5,241,019
Appraisal/Negotiations			
Construction			
Land Acquisition			
Furnishings & Equipment		\$ 24,000,000	\$ 24,000,000
<b>BUDGETED EXPENDITURES</b>	<b>\$ -</b>	<b>\$ 39,241,019</b>	<b>\$ 39,241,019</b>
<b>BALANCE</b>	<b>\$ -</b>	<b>\$ -</b>	<b>\$ -</b>



This page intentionally left blank.



# **CITY OF COLUMBUS – ACKNOWLEDGEMENTS**

## **Departments & Elected Offices**

Mayor/Chief Executive – B.H. “Skip” Henderson III  
Legislative – Sandra Davis  
Legal – Clifton Fay  
City Manager/Chief Administrator – Isaiah Hugley  
Deputy City Manager – Lisa Goodwin  
Deputy City Manager – Pamela Hodge  
Finance – Angelica Alexander  
Internal Auditor- Vacant  
Information Technology – Dr. Forrest Toelle  
Human Resources – Reather Hollowell  
Codes and Inspections – Ryan Pruett  
Planning – Will Johnson  
Community Reinvestment – Robert Scott  
Engineering – Donna Newman  
Public Works – Aundrahlia Short  
Parks & Recreation – Holli Browder  
Cooperative Extension Service – Rhea Bentley  
Board of Tax Assessors – Suzanne Widenhouse  
Board of Elections & Registrations - Nancy Boren  
Crime Prevention Office- Seth Brown  
Police Services – Freddie Blackmon  
Fire & Emergency Medical Services – Sal Scarpa  
Muscogee County Prison – Herbert Walker  
Superior Courts of Muscogee County – Chief Judge Gil McBride  
District Attorney – Stacey Jackson  
Clerk of Superior Courts of Muscogee County – Danielle Forte’  
State Courts of Muscogee County – Judges Andy Prather & Pythias Temesgen  
State Court Solicitor – Suzanne Goddard  
Public Defender – Moffett Flournoy  
Magistrate and Municipal Court – Steven Smith  
Clerk of Municipal Court – Reginald Thompson  
Probate Court – Judge Marc D’Antonio  
Sheriff’s Office – Greg Countryman  
Tax Commissioner - Lula Huff  
Coroner – Buddy Bryan  
Recorder’s Court – Judge Julius Hunter  
Columbus Transit System (METRA) – Rosa Evans  
Bull Creek Golf Course and Oxbow Creek Golf Course – Jim Arendt  
Columbus Convention & Trade Center – Hayley Henderson  
Columbus Civic Center – Robert Landers  
Workforce Investment Act - Howard Pendleton

## **CITY OF COLUMBUS – ACKNOWLEDGEMENTS**

We want to extend a special thank you to the following individuals whose contribution to the completion of this document is greatly appreciated.

### **Budget Preparation:**

Angelica Alexander, Director of Finance  
Nicholas Clinkscales, Assistant Finance Director  
Shannel Johnson, Budget and Management Analyst  
Anthony Montgomery, Budget and Management Analyst

### **Design and Printing:**

The Printing and Information Technology Divisions  
of the Columbus Consolidated Government